CAPITAL IMPROVEMENT PROGRAM (CIP)

PROJECT DETAIL

2019-2023

AS APPROVED:
NOVEMBER 5, 2018

Table of Contents

Introduction ..... **(i)**

Summary **1**

Electric Fund **7**

Water Fund **27**

Sewer Fund **47**

Stormwater Fund **59**

Public Works and Water Resources – General Fund **71**

Public Works and Water Resources – Refuse Division 72

Public Works and Water Resources – Street Division 74

Public Works and Water Resources – Engineering Division 80

Police Department **83**

Parks and Recreation **93**

Parking Fund **113**

Information Technology **123**

Maintenance Fund **131**

Public Works and Water Resources – Fleet Maintenance Division 131

Planning and Development – Facilities Maintenance Division 133

Other Departments **145**

General Fund – Administration – City Manager's Office 145

General Fund – Planning and Development – Code Enforcement Division 146

General Fund – Finance 148

Unicity Transportation Fund 150

Document Version Control **153**

CITY OF NEWARK
DELAWARE

AS SUBMITTED:
October 8, 2018

TO: Planning Commission Members

VIA: Mary Ellen Gray, Planning and Development Director Mary Ellen Gray

FROM: Thomas Coleman, Acting City Manager TC
David Del Grande, Director of Finance DD

RE: Submission of the 2019-2023 Capital Improvement Plan

The first draft of the 2019-2023 Capital Improvement Plan (CIP) for the City of Newark is attached for your review in advance of the October 16, 2018 meeting of the Planning Commission. The City's Charter requires that a listing of all planned capital improvements be submitted to the Mayor and Council on an annual basis. The CIP document is being provided for your review and consideration pursuant to Section 2-89 of the City Code, which requires that the Planning Commission, after considering the advice of the Planning Director, advise City Council on expenditures for capital improvements where such improvements refer to a matter covered by the comprehensive plan.

The CIP document is a planning tool for projects and purchases that have a life expectancy of over six years and/or a cost of more than $20,000, although exceptions to this rule may apply for reasons of funding type or purpose. The CIP document as presented here or as modified during the ongoing budget preparation process will also be presented to Newark's Mayor and Council with the overall operating budget for 2019.

The projects and purchases presented were developed over months of departmental research and prioritization, including numerous administrative budget hearings. The projects represent the recommendations of our department directors and our financial and administrative staff. Additionally, it is deemed that the projects and purchases are of a level that we can achieve and that are in the best interest of our community. On each detail sheet, it is noted how the respective project aligns with the City's Comprehensive Plan vision elements, provides code references for certain required projects, and provides the estimated operating impact resulting from the project, if applicable. The 2019 CIP shows only minor changes from what was presented to the Planning Commission in 2018. The successful referendum in June 2018 provided a path forward to blend debt financing into our Capital budget, providing more predictable funding and smoothing out year to year fluctuations in spending. The 2019-2023 Capital Improvement Plan balances the City's use of reserve spending, along with the responsible use of the State Revolving Loan Program/bond authorizations for selected projects.

Your review of this document is sincerely appreciated. We look forward to presenting the highlights and answering any questions you have on the evening of October 16, 2018. In an effort to maximize efficiencies, save money, and "be green," this document is only being provided electronically and will be posted to the City's website for reference. If you prefer a bound copy, please reply and we will construct and deliver a hard copy to you.

Attachments

CITY OF NEWARK, DELAWARE
CAPITAL IMPROVEMENTS PROGRAM SUMMARY
2019 -2023

FIVE YEAR CAPITAL IMPROVEMENTS PROGRAM (with current year amended budget)

F U N D I N G S U M M A R Y

	2019	2020	2021	2022	2023	Total 5 Year
New Funding:	$ 15,195,674	$ 12,565,813	$ 9,181,931	$ 9,571,323	$ 8,097,703	$ 54,612,444
*Prior Authorized Balance:	$ 4,378,184	$ 21,108	$ -	$ -	$ -	$ 4,399,292
2019-2023 Funding:	$ 19,573,858	$ 12,586,921	$ 9,181,931	$ 9,571,323	$ 8,097,703	$ 59,011,736

*Prior Authorized Balance includes 2018 carryover funding only.

	2018 BUDGET AMENDED	2019 RESERVES & OTHER FUNDING	2019 CURRENT FUNDING	PROPOSED BUDGETS 2019	2020	2021	2022	2023	TOTAL PROPOSED AMOUNTS
ELECTRIC FUND	$ 1,706,500	$ 310,044	$ 1,118,400	$ 1,428,444	$ 1,202,000	$ 705,000	$ 1,410,000	$ 1,068,000	$ 5,813,444
WATER FUND	3,953,500	4,710,376	413,624	5,124,000	2,328,000	2,724,000	3,649,000	1,479,000	15,304,000
SEWER FUND	1,336,701	1,300,000	55,000	1,355,000	1,000,000	800,000	800,000	1,300,000	5,255,000
STORMWATER FUND	2,103,000	5,026,375	758,125	5,784,500	2,894,050	576,203	550,513	610,000	10,415,266
PUBLIC WORKS - GENERAL FUND	1,685,671	1,300,821	878,329	2,179,150	2,222,395	2,567,736	1,918,178	2,582,441	11,469,900
POLICE DEPARTMENT	445,492	440,442	172,882	613,324	501,868	281,492	211,682	734,262	2,342,628
PARKS & RECREATION DEPARTMENT	941,634	1,618,000	329,500	1,947,500	625,108	1,200,000	999,450	324,000	5,096,058
PARKING FUND	323,490	354,740	54,000	408,740	149,000	105,000	-	-	662,740
INFORMATION TECHNOLOGY DIVISION	-	32,500	75,700	108,200	495,500	32,500	32,500	-	668,700
MAINTENANCE FUND	452,549	420,000	50,000	470,000	1,124,000	35,000	-	-	1,629,000
OTHER DEPARTMENTS/DIVISIONS	86,320	155,000	-	155,000	45,000	155,000	-	35,000	390,000
	$ 13,034,857	$ 15,668,298	$ 3,905,560	$ 19,573,858	$ 12,586,921	$ 9,181,931	$ 9,571,323	$ 8,132,703	$ 59,046,736
PLANNED FINANCING SOURCES:									
GROSS CAPITAL IMPROVEMENTS	$ 13,034,857	$ 15,668,298	$ 3,905,560	$ 19,573,858	$ 12,586,921	$ 9,181,931	$ 9,571,323	$ 8,132,703	$ 59,046,736
LESS: USE OF RESERVES	(1,678,364)	(848,799)	-	(848,799)	(289,448)	(384,667)	(63,383)	(510,587)	(2,096,884)
VEHICLE & EQUIPMENT REPLACEMENT	(1,002,492)	(1,001,105)	-	(1,001,105)	(1,400,864)	(691,344)	(449,414)	(1,214,588)	(4,757,315)
GRANTS	(1,354,241)	(1,825,744)	-	(1,825,744)	(562,271)	(704,744)	(516,671)	(612,029)	(4,221,459)
BOND ISSUES	(790,549)	(680,650)	-	(680,650)	(1,085,895)	(547,236)	(548,930)	-	(2,862,711)
STATE REVOLVING LOAN	(5,015,000)	(10,625,000)	-	(10,625,000)	(5,065,000)	(2,500,000)	(4,225,000)	-	(22,415,000)
OTHER FINANCING SOURCES	(1,079,000)	(687,000)	-	(687,000)	(270,000)	(270,000)	(270,000)	(120,000)	(1,617,000)
NET CAPITAL IMPROVEMENTS	$ 2,115,211	$ -	$ 3,905,560	$ 3,905,560	$ 3,913,443	$ 4,083,940	$ 3,497,925	$ 5,675,499	$ 21,076,367

CITY OF NEWARK, DELAWARE
SUMMARY OF VEHICLE AND EQUIPMENT REPLACEMENT PROGRAM SCHEDULE
CAPITAL PROGRAM YEARS 2019 - 2023

VEHICLE REPLACEMENT PROGRAM BY DEPARTMENT/DIVISION	REPLACEMENT COSTS					
	2019	2020	2021	2022	2023	TOTAL
ELECTRIC DEPARTMENT	$ 218,000	$ 487,000	$ -	$ 250,000	$ 368,000	$ 1,323,000
(PUBLIC WORKS & WATER RESOURCES) - WATER DIVISION	124,000	310,000	100,000	50,000	50,000	634,000
(PUBLIC WORKS & WATER RESOURCES) - SEWER DIVISION	-	-	-	-	300,000	300,000
(PUBLIC WORKS & WATER RESOURCES) - STORMWATER DIVISION	315,000	26,000	-	-	45,000	386,000
(PUBLIC WORKS & WATER RESOURCES) - REFUSE DIVISION	-	225,000	430,000	-	-	655,000
(PUBLIC WORKS & WATER RESOURCES) - STREET DIVISION	331,000	196,000	233,000	60,000	611,000	1,431,000
(PUBLIC WORKS & WATER RESOURCES) - ENGINEERING DIVISION	75,000	-	-	-	35,000	110,000
POLICE DEPARTMENT	240,000	351,000	104,000	52,000	585,000	1,332,000
PARKS & RECREATION DEPARTMENT	233,000	65,000	-	145,000	155,000	598,000
(PLANNING & DEVELOPMENT) - PARKING DIVISION	-	49,000	-	-	-	49,000
(PUBLIC WORKS & WATER RESOURCES) - FLEET MAINTENANCE DIVISION	40,000	-	-	-	-	40,000
(ADMINISTRATION) - FACILITIES MAINTENANCE DIVISION	-	-	35,000	-	-	35,000
OTHER DEPARTMENTS/DIVISIONS	155,000	45,000	155,000	-	35,000	390,000
GROSS ACQUISITION COSTS FOR VEHICLES	1,731,000	1,754,000	1,057,000	557,000	2,184,000	7,283,000
LESS: USE OF CAPITAL RESERVES	(390,615)	(289,448)	(270,138)	(63,383)	(510,587)	(1,524,171)
LESS: USE OF GRANT FUNDING	(114,073)	-	(114,073)	-	-	(228,146)
LESS: USE OF CURRENT RESOURCES	(260,649)	(213,172)	(40,553)	(85,501)	(489,703)	(1,089,578)
NET VEHICLE REPLACEMENT PROGRAM	**$ 965,663**	**$ 1,251,380**	**$ 632,236**	**$ 408,116**	**$ 1,183,710**	**$ 4,441,105**
EQUIPMENT REPLACEMENT PROGRAM BY DEPT/DIVISION						
POLICE DEPARTMENT	$ 35,442	$ 32,484	$ 59,108	$ 41,298	$ 30,878	$ 199,210
FINANCE DEPARTMENT - INFORMATION TECHNOLOGY DIVISION	-	117,000	-	-	-	117,000
NET EQUIPMENT REPLACEMENT PROGRAM	**$ 35,442**	**$ 149,484**	**$ 59,108**	**$ 41,298**	**$ 30,878**	**$ 316,210**
TOTAL EQUIPMENT AND VEHICLE REPLACEMENT PROGRAM	**$ 1,001,105**	**$ 1,400,864**	**$ 691,344**	**$ 449,414**	**$ 1,214,588**	**$ 4,757,315**

CITY OF NEWARK, DELAWARE
CAPITAL IMPROVEMENTS PROGRAM 2019-2023
FIVE YEAR PROPOSED SUMMARY BY FUND - GOVERNMENTAL FUNDS (with current year amended budget)

	2018 BUDGET AS AMENDED	2019 RESERVES & OTHER FUNDING	2019 CURRENT FUNDING	PROPOSED BUDGETS 2019	2020	2021	2022	2023	TOTAL PROPOSED AMOUNTS
COMMUNITY DEVELOPMENT FUND:									
GROSS CAPITAL IMPROVEMENTS	$ 30,000	$ 25,000	$ -	$ 25,000	$ 30,000	$ 30,000	$ 30,000	$ 30,000	$ 145,000
LESS: USE OF RESERVES	-	-	-	-	-	-	-	-	-
VEHICLE & EQUIPMENT REPLACEMENT	-	-	-	-	-	-	-	-	-
GRANTS	(30,000)	(25,000)	-	(25,000)	(30,000)	(30,000)	(30,000)	(30,000)	(145,000)
BOND ISSUES	-	-	-	-	-	-	-	-	-
OTHER FINANCING SOURCES	-	-	-	-	-	-	-	-	-
NET CAPITAL IMPROVEMENTS	$ -	$ -	$ -	$ -	$ -	$ -	$ -	$ -	$ -
LAW ENFORCEMENT FUND:									
GROSS CAPITAL IMPROVEMENTS	$ -	$ -	$ -	$ -	$ -	$ -	$ -	$ -	$ -
LESS: USE OF RESERVES	-	-	-	-	-	-	-	-	-
VEHICLE & EQUIPMENT REPLACEMENT	-	-	-	-	-	-	-	-	-
GRANTS	-	-	-	-	-	-	-	-	-
BOND ISSUES	-	-	-	-	-	-	-	-	-
OTHER FINANCING SOURCES	-	-	-	-	-	-	-	-	-
NET CAPITAL IMPROVEMENTS	$ -	$ -	$ -	$ -	$ -	$ -	$ -	$ -	$ -
PARKS SPECIAL REVENUE FUND:									
GROSS CAPITAL IMPROVEMENTS	$ -	$ -	$ -	$ -	$ -	$ -	$ -	$ -	$ -
LESS: USE OF RESERVES	-	-	-	-	-	-	-	-	-
VEHICLE & EQUIPMENT REPLACEMENT	-	-	-	-	-	-	-	-	-
GRANTS	-	-	-	-	-	-	-	-	-
BOND ISSUES	-	-	-	-	-	-	-	-	-
OTHER FINANCING SOURCES	-	-	-	-	-	-	-	-	-
NET CAPITAL IMPROVEMENTS	$ -	$ -	$ -	$ -	$ -	$ -	$ -	$ -	$ -
CAPITAL PROJECTS FUND:									
GROSS CAPITAL IMPROVEMENTS	$ 3,129,117	$ 3,391,763	$ 1,456,411	$ 4,848,174	$ 3,859,871	$ 4,076,728	$ 3,131,810	$ 3,645,703	$ 19,562,286
LESS: USE OF RESERVES	(66,673)	(382,493)	-	(382,493)	(289,448)	(242,936)	(63,383)	(510,587)	(1,488,847)
VEHICLE & EQUIPMENT REPLACEMENT	(614,492)	(586,949)	-	(586,949)	(742,036)	(617,701)	(234,915)	(941,291)	(3,122,892)
GRANTS	(1,241,741)	(1,566,671)	-	(1,566,671)	(532,271)	(510,671)	(486,671)	(582,029)	(3,678,313)
BOND ISSUES	(165,000)	(405,650)	-	(405,650)	(1,085,895)	(547,236)	(548,930)	-	(2,587,711)
OTHER FINANCING SOURCES	(854,000)	(450,000)	-	(450,000)	(150,000)	(150,000)	(150,000)	-	(900,000)
NET CAPITAL IMPROVEMENTS	$ 187,211	$ -	$ 1,456,411	$ 1,456,411	$ 1,060,221	$ 2,008,184	$ 1,647,911	$ 1,611,796	$ 7,784,523

CITY OF NEWARK, DELAWARE
CAPITAL IMPROVEMENTS PROGRAM 2019-2023
FIVE YEAR PROPOSED SUMMARY BY FUND - ENTERPRISE FUNDS (with current year amended budget)

	2018 BUDGET AS AMENDED	2019 RESERVES & OTHER FUNDING	2019 CURRENT FUNDING	PROPOSED BUDGETS 2019	2020	2021	2022	2023	TOTAL PROPOSED AMOUNTS
ELECTRIC UTILITY FUND:									
GROSS CAPITAL IMPROVEMENTS	$ 1,706,500	$ 310,044	$ 1,118,400	$ 1,428,444	$ 1,202,000	$ 705,000	$ 1,410,000	$ 1,068,000	$ 5,813,444
LESS: USE OF RESERVES	(40,500)	(40,444)	-	(40,444)	-	-	-	-	(40,444)
VEHICLE & EQUIPMENT REPLACEMENT	(340,000)	(149,600)	-	(149,600)	(390,764)	-	(176,500)	(227,511)	(944,375)
GRANTS	-	-	-	-	-	-	-	-	-
BOND ISSUES	(381,000)	-	-	-	-	-	-	-	-
OTHER FINANCING SOURCES	(120,000)	(120,000)	-	(120,000)	(120,000)	(120,000)	(120,000)	(120,000)	(600,000)
NET CAPITAL IMPROVEMENTS	$ 825,000	$ -	$ 1,118,400	$ 1,118,400	$ 691,236	$ 585,000	$ 1,113,500	$ 720,489	$ 4,228,625
WATER UTILITY FUND:									
GROSS CAPITAL IMPROVEMENTS	$ 3,953,500	$ 4,710,376	$ 413,624	$ 5,124,000	$ 2,328,000	$ 2,724,000	$ 3,649,000	$ 1,479,000	$ 15,304,000
LESS: USE OF RESERVES	(751,000)	(5,000)	-	(5,000)	-	-	-	-	(5,000)
VEHICLE & EQUIPMENT REPLACEMENT	-	(85,376)	-	(85,376)	(213,546)	(59,447)	(37,999)	(19,541)	(415,909)
GRANTS	(82,500)	(70,000)	-	(70,000)	-	-	-	-	(70,000)
BOND ISSUES	-	-	-	-	-	-	-	-	-
STATE REVOLVING LOAN	(3,100,000)	(4,550,000)	-	(4,550,000)	(1,700,000)	(1,700,000)	(3,425,000)	-	(11,375,000)
OTHER FINANCING SOURCES	-	-	-	-	-	-	-	-	-
NET CAPITAL IMPROVEMENTS	$ 20,000	$ -	$ 413,624	$ 413,624	$ 414,454	$ 964,553	$ 186,001	$ 1,459,459	$ 3,438,091
SEWER UTILITY FUND:									
GROSS CAPITAL IMPROVEMENTS	$ 1,336,701	$ 1,300,000	$ 55,000	$ 1,355,000	$ 1,000,000	$ 800,000	$ 800,000	$ 1,300,000	$ 5,255,000
LESS: USE OF RESERVES	(436,701)	-	-	-	-	-	-	-	-
VEHICLE & EQUIPMENT REPLACEMENT	-	-	-	-	-	-	-	-	-
GRANTS	-	-	-	-	-	-	-	-	-
BOND ISSUES	-	-	-	-	-	-	-	-	-
STATE REVOLVING LOAN	(500,000)	(1,300,000)	-	(1,300,000)	(1,000,000)	(800,000)	(800,000)	-	(3,900,000)
OTHER FINANCING SOURCES	-	-	-	-	-	-	-	-	-
NET CAPITAL IMPROVEMENTS	$ 400,000	$ -	$ 55,000	$ 55,000	$ -	$ -	$ -	$ 1,300,000	$ 1,355,000
STORMWATER UTILITY FUND:									
GROSS CAPITAL IMPROVEMENTS	$ 2,103,000	$ 5,026,375	$ 758,125	$ 5,784,500	$ 2,894,050	$ 576,203	$ 550,513	$ 610,000	$ 10,415,266
LESS: USE OF RESERVES	(40,000)	(40,000)	-	(40,000)	-	-	-	-	(40,000)
VEHICLE & EQUIPMENT REPLACEMENT	(18,000)	(161,375)	-	(161,375)	(13,489)	-	-	(26,245)	(201,109)
GRANTS	-	(50,000)	-	(50,000)	-	(50,000)	-	-	(100,000)
BOND ISSUES	-	-	-	-	-	-	-	-	-
STATE REVOLVING LOAN	(1,415,000)	(4,775,000)	-	(4,775,000)	(2,365,000)	-	-	-	(7,140,000)
OTHER (STORM WATER FEE)	-	-	-	-	-	-	-	-	-
NET CAPITAL IMPROVEMENTS	$ 630,000	$ -	$ 758,125	$ 758,125	$ 515,561	$ 526,203	$ 550,513	$ 583,755	$ 2,934,157

CITY OF NEWARK, DELAWARE
CAPITAL IMPROVEMENTS PROGRAM 2019-2023
FIVE YEAR PROPOSED SUMMARY BY FUND - ENTERPRISE AND OTHER FUNDS (with current year amended budget)

	2018 BUDGET AS AMENDED	2019 RESERVES & OTHER FUNDING	2019 CURRENT FUNDING	PROPOSED BUDGETS 2019	2020	2021	2022	2023	TOTAL PROPOSED AMOUNTS
PARKING FUND:									
GROSS CAPITAL IMPROVEMENTS	$ 323,490	$ 354,740	$ 54,000	$ 408,740	$ 149,000	$ 105,000	$ -	$ -	$ 662,740
LESS: USE OF RESERVES	(323,490)	(342,740)	-	(342,740)	-	(105,000)	-	-	(447,740)
VEHICLE & EQUIPMENT REPLACEMENT	-	-	-	-	(41,029)	-	-	-	(41,029)
GRANTS	-	-	-	-	-	-	-	-	-
BOND ISSUES	-	-	-	-	-	-	-	-	-
OTHER FINANCING SOURCES	-	(12,000)	-	(12,000)	-	-	-	-	(12,000)
NET CAPITAL IMPROVEMENTS	$ -	$ -	$ 54,000	$ 54,000	$ 107,971	$ -	$ -	$ -	$ 161,971
MAINTENANCE FUND:									
GROSS CAPITAL IMPROVEMENTS	$ 452,549	$ 420,000	$ 50,000	$ 470,000	$ 1,124,000	$ 35,000	$ -	$ -	$ 1,629,000
LESS: USE OF RESERVES	(20,000)	(22,195)	-	(22,195)	-	(20,804)	-	-	(42,999)
VEHICLE & EQUIPMENT REPLACEMENT	(30,000)	(17,805)	-	(17,805)	-	(14,196)	-	-	(32,001)
GRANTS	-	-	-	-	-	-	-	-	-
BOND ISSUES	(244,549)	(275,000)	-	(275,000)	-	-	-	-	(275,000)
OTHER FINANCING SOURCES	(105,000)	(105,000)	-	(105,000)	-	-	-	-	(105,000)
NET CAPITAL IMPROVEMENTS	$ 53,000	$ -	$ 50,000	$ 50,000	$ 1,124,000	$ -	$ -	$ -	$ 1,174,000
TRANSPORTATION FUND:									
GROSS CAPITAL IMPROVEMENTS	$ -	$ 130,000	$ -	$ 130,000	$ -	$ 130,000	$ -	$ -	$ 260,000
LESS: USE OF RESERVES	-	(15,927)	-	(15,927)	-	(15,927)	-	-	(31,854)
VEHICLE & EQUIPMENT REPLACEMENT	-	-	-	-	-	-	-	-	-
GRANTS	-	(114,073)	-	(114,073)	-	(114,073)	-	-	(228,146)
BOND ISSUES	-	-	-	-	-	-	-	-	-
OTHER FINANCING SOURCES	-	-	-	-	-	-	-	-	-
NET CAPITAL IMPROVEMENTS	$ -	$ -	$ -	$ -	$ -	$ -	$ -	$ -	$ -

FIVE YEAR SUMMARY BY FUND - TOTAL OF ALL FUNDS (with current year amended budget)

GROSS CAPITAL IMPROVEMENTS	$ 13,034,857	$ 15,668,298	$ 3,905,560	$ 19,573,858	$ 12,586,921	$ 9,181,931	$ 9,571,323	$ 8,132,703	$ 59,046,736
LESS: USE OF RESERVES	(1,678,364)	(848,799)	-	(848,799)	(289,448)	(384,667)	(63,383)	(510,587)	(2,096,884)
VEHICLE & EQUIPMENT REPLACEMENT	(1,002,492)	(1,001,105)	-	(1,001,105)	(1,400,864)	(691,344)	(449,414)	(1,214,588)	(4,757,315)
GRANTS	(1,354,241)	(1,825,744)	-	(1,825,744)	(562,271)	(704,744)	(516,671)	(612,029)	(4,221,459)
BOND ISSUES	(790,549)	(680,650)	-	(680,650)	(1,085,895)	(547,236)	(548,930)	-	(2,862,711)
STATE REVOLVING LOAN	(5,015,000)	(10,625,000)	-	(10,625,000)	(5,065,000)	(2,500,000)	(4,225,000)	-	(22,415,000)
OTHER FINANCING SOURCES	(1,079,000)	(687,000)	-	(687,000)	(270,000)	(270,000)	(270,000)	(120,000)	(1,617,000)
NET CAPITAL IMPROVEMENTS	$ 2,115,211	$ -	$ 3,905,560	$ 3,905,560	$ 3,913,443	$ 4,083,940	$ 3,497,925	$ 5,675,499	$ 21,076,367

CITY OF NEWARK, DELAWARE
CAPITAL IMPROVEMENTS PROGRAM SUMMARY BY FUNCTION
FOR THE FISCAL YEAR 2019

TOTAL PROJECT COSTS

F U N D I N G S U M M A R Y

	2019	2019	2019	2019	2019	2019	2019	2019	2019	Total 2019
New Funding:	$ 25,000	$ 4,848,174	$ 1,388,000	$ 2,024,000	$ 855,000	$ 5,329,500	$ 281,000	$ 315,000	$ 130,000	$ 15,195,674
***Prior Authorized Balance:**	$ -	$ -	$ 40,444	$ 3,100,000	$ 500,000	$ 455,000	$ 127,740	$ 155,000	$ -	$ 4,378,184
2019-2023 Funding:	**$ 25,000**	**$ 4,848,174**	**$ 1,428,444**	**$ 5,124,000**	**$ 1,355,000**	**$ 5,784,500**	**$ 408,740**	**$ 470,000**	**$ 130,000**	**$ 19,573,858**

*Prior Authorized Balance includes 2018 carryover funding only.

DEPARTMENT/DIVISION	COMMUNITY DEVELOPMENT FUND	CAPITAL PROJECTS FUND	ELECTRIC FUND	WATER FUND	SEWER FUND	STORMWATER FUND	PARKING FUND	MAINTENANCE FUND	TRANSPORTATION FUND	TOTAL
GENERAL GOV'T - FINANCE DEPARTMENT	$ -	$ -	$ -	$ -	$ -	$ -	$ -	$ -	$ -	$ -
GENERAL GOV'T - ADMINISTRATION DEPARTMENT	-	-	-	-	-	-	-	-	-	-
GENERAL GOV'T - INFORMATION TECHNOLOGY DIVISION	-	108,200	-	-	-	-	-	-	-	108,200
GENERAL GOV'T - LEGISLATIVE DEPARTMENT	-	-	-	-	-	-	-	-	-	-
PUBLIC SAFETY - CODE ENFORCEMENT DIVISION	-	25,000	-	-	-	-	-	-	-	25,000
PUBLIC SAFETY - POLICE DEPARTMENT	-	613,324	-	-	-	-	-	-	-	613,324
PUBLIC WORKS - REFUSE DIVISION	-	-	-	-	-	-	-	-	-	-
PUBLIC WORKS - STREET DIVISION	25,000	2,079,150	-	-	-	-	-	-	-	2,104,150
PUBLIC WORKS - ENGINEERING DIVISION	-	75,000	-	-	-	-	-	-	-	75,000
CULTURE & RECREATION - PARKS DEPARTMENT	-	1,947,500	-	-	-	-	-	-	-	1,947,500
ELECTRIC FUND	-	-	1,428,444	-	-	-	-	-	-	1,428,444
WATER FUND	-	-	-	5,124,000	-	-	-	-	-	5,124,000
SEWER FUND	-	-	-	-	1,355,000	-	-	-	-	1,355,000
STORMWATER FUND	-	-	-	-	-	5,784,500	-	-	-	5,784,500
PARKING FUND	-	-	-	-	-	-	408,740	-	-	408,740
MAINTENANCE FUND - FLEET MAINTENANCE DIVISION	-	-	-	-	-	-	-	40,000	-	40,000
MAINTENANCE FUND - FACILITIES MAINTENANCE DIVISION	-	-	-	-	-	-	-	430,000	-	430,000
TRANSPORTATION FUND - UNICITY DIVISION	-	-	-	-	-	-	-	-	130,000	130,000
	$ 25,000	**$ 4,848,174**	**$ 1,428,444**	**$ 5,124,000**	**$ 1,355,000**	**$ 5,784,500**	**$ 408,740**	**$ 470,000**	**$ 130,000**	**$ 19,573,858**

PLANNED FINANCING SOURCES										
GROSS CAPITAL IMPROVEMENTS	$ 25,000	$ 4,848,174	$ 1,428,444	$ 5,124,000	$ 1,355,000	$ 5,784,500	$ 408,740	$ 470,000	$ 130,000	$ 19,573,858
LESS: USE OF RESERVES	-	(382,493)	(40,444)	(5,000)	-	(40,000)	(342,740)	(22,195)	(15,927)	(848,799)
VEHICLE & EQUIPMENT REPLACEMENT	-	(586,949)	(149,600)	(85,376)	-	(161,375)	-	(17,805)	-	(1,001,105)
GRANTS	(25,000)	(1,566,671)	-	(70,000)	-	(50,000)	-	-	(114,073)	(1,825,744)
BOND ISSUES	-	(405,650)	-	-	-	-	-	(275,000)	-	(680,650)
STATE REVOLVING LOAN	-	-	-	(4,550,000)	(1,300,000)	(4,775,000)	-	-	-	(10,625,000)
OTHER FINANCING SOURCES	-	(450,000)	(120,000)	-	-	-	(12,000)	(105,000)	-	(687,000)
NET CAPITAL IMPROVEMENTS	$ -	$ 1,456,411	$ 1,118,400	$ 413,624	$ 55,000	$ 758,125	$ 54,000	$ 50,000	$ -	$ 3,905,560

CITY OF NEWARK, DELAWARE
CAPITAL IMPROVEMENTS PROGRAM 2019-2023
(with current year amended budget)

ELECTRIC FUND - ELECTRIC DEPARTMENT

F U N D I N G S U M M A R Y

	2019	2020	2021	2022	2023	Total 5 Year
New Funding:	$ 1,388,000	$ 1,202,000	$ 705,000	$ 1,410,000	$ 1,068,000	$ 5,773,000
*Prior Authorized Balance:	$ 40,444	$ -	$ -	$ -	$ -	$ 40,444
2019-2023 Funding:	$ 1,428,444	$ 1,202,000	$ 705,000	$ 1,410,000	$ 1,068,000	$ 5,813,444

*Prior Authorized Balance includes 2018 carryover funding only.

PROJECT NUMBER	PROJECT NAME	*	2018 BUDGET AS AMENDED	2019 RESERVES AND OTHER FUNDING	2019 CURRENT FUNDING	2019	2020	2021	2022	2023	TOTAL
E1901	New Lines and Services	D	$ -	$ -	$ 125,000	$ 125,000	$ 130,000	$ 135,000	$ 140,000	$ 145,000	$ 675,000
E1911	34kV Line 3402 Capacity Upgrade	D	-	-	-	-	-	250,000	250,000	-	500,000
E1912	35kV Disconnect Switches Replacement - Kershaw Substation	D	-	-	-	-	-	150,000	150,000	150,000	450,000
E1801	New Lines and Services	D	125,000	-	-	-	-	-	-	-	-
E1804	Spacer Cable Replacement	D	81,000	-	-	-	-	-	-	-	-
E1805	Line Extension - UD Farm	D	-	-	170,000	170,000	-	-	-	-	170,000
E1806	Christianstead Cable Addition	D	-	-	-	-	50,000	-	-	-	50,000
E1807	Relay Replacements - Kershaw Substation	D	-	-	-	-	50,000	50,000	50,000	50,000	200,000
E1808	Voltage Upgrade - North College Avenue	D	-	-	-	-	50,000	-	-	-	50,000
E1809	12.47kV Line Extension	D	-	-	100,000	100,000	-	-	-	-	100,000
E1810	Lightning Arrestor Replacement	D	-	-	-	-	-	-	-	235,000	235,000
E1602	Circuit Breaker Replacement	D	-	-	-	-	65,000	-	-	-	65,000
E1502	Underground Distribution - UD Star Campus	D	120,000	120,000	-	120,000	120,000	120,000	120,000	120,000	600,000
E1203	CAD Software	D	40,500	40,444	-	40,444	-	-	-	-	40,444
E1105	Upgrade Substation Transformers and Circuit Breakers	D	700,000	-	-	-	-	-	-	-	-
E0503	SCADA and Automatic Switching	D	300,000	-	655,000	655,000	250,000	-	450,000	-	1,355,000
EEQSF	Equipment Replacement Program	D	340,000	149,600	68,400	218,000	487,000	-	250,000	368,000	1,323,000
Total Electric Fund - Electric Department			$1,706,500	$310,044	$1,118,400	$ 1,428,444	$ 1,202,000	$ 705,000	$ 1,410,000	$ 1,068,000	$ 5,813,444

PLANNED FINANCING SOURCES									
GROSS CAPITAL IMPROVEMENTS	$ 1,706,500	$ 310,044	$ 1,118,400	$ 1,428,444	$ 1,202,000	$ 705,000	$ 1,410,000	$ 1,068,000	$ 5,813,444
LESS: USE OF RESERVES	(40,500)	(40,444)	-	(40,444)	-	-	-	-	(40,444)
VEHICLE & EQUIPMENT REPLACEMENT	(340,000)	(149,600)	-	(149,600)	(390,764)	-	(176,500)	(227,511)	(944,375)
GRANTS	-	-	-	-	-	-	-	-	-
BOND ISSUES	(381,000)	-	-	-	-	-	-	-	-
OTHER FINANCING SOURCES	(120,000)	(120,000)	-	(120,000)	(120,000)	(120,000)	(120,000)	(120,000)	(600,000)
NET CAPITAL IMPROVEMENTS	$ 825,000	$ -	$ 1,118,400	$ 1,118,400	$ 691,236	$ 585,000	$ 1,113,500	$ 720,489	$ 4,228,625

* Justification Codes:
A - Return on Investment
B - Public Safety
C - Community Health
D - Efficiency/Other

PROJECT NO: E1901

PROJECT TITLE: New Lines and Services

PROJECT STATUS: Reoccurring (with no end date)

*Prior Authorized Balance includes 2018 carryover funding only.

FUNDING SUMMARY:	2019	2020	2021	2022	2023	Total 5 Year
New Funding:	$ 125,000	$ 130,000	$ 135,000	$ 140,000	$ 145,000	$ 675,000
*Prior Authorized Balance:	$ -	$ -	$ -	$ -	$ -	$ -
2019-2023 Funding:	**$ 125,000**	**$ 130,000**	**$ 135,000**	**$ 140,000**	**$ 145,000**	**$ 675,000**

CAPITAL BUDGET - PROJECT DETAIL	
DEPARTMENT:	Electric
DIVISION:	Electric
FUND:	Electric
PROJECT LOCATION:	Various locations in the City
PROJECT PRIORITY:	1 - Highest Priority Level Project underway and must be completed
COMPREHENSIVE DEVELOPMENT PLANNING VISION ELEMENT:	Sustainable Community

§ 806.1(3) SUMMARY OF PROJECT DATA	
First Year in Program:	Perpetual
Est. Completion Date:	Perpetual
Est. Useful Life (in years):	30 Yrs.
Est. Total Cost:	$ 800,000
Est. Spend @ 12/31/2018 (if underway)[1]:	$ 125,000
% Complete (if underway):	15.6%
Balance to be funded[1]:	$ 675,000

[1] For ongoing projects, we must estimate total spent since inception through current year to derive the balance to be funded thereafter.

PROJECT COST BY CATEGORY		
CLASSIFICATION	ACCOUNT NUMBER	AMOUNT
Labor:	5195106.9860	$ 310,500
Materials:	5195106.9760	$ 364,500
Other Contracts:		$ -
TOTAL PROJECT COST		$ 675,000

[2] Council is not required to authorize budget year funding for this portion, but this portion of the project will indeed represent a cash outflow in the budget year and/or "out years."

Charter § 806.1(2) DESCRIPTION & JUSTIFICATION:

Installation of electric distribution lines in new developments. This includes both overhead and underground primary and secondary service lines. This project is required based on the obligation to serve new customers in the City.

PROJECT FINANCING BY PLAN YEAR

§ 806.1(3) SOURCE OF FUNDS:	Prior Authorized[2]	Actual Funds Utilized as of 06/30/18	Estimated Expenditures 07/01/18 - 12/31/18	Estimated Authorized Balance[2] 12/31/18	2019	2020	2021	2022	2023	TOTAL 5 Year CIP
CURRENT RESOURCES	125,000	1,200	123,800	$ -	125,000	130,000	135,000	140,000	145,000	$ 675,000
CAPITAL RESERVES				$ -						$ -
EQUIPMENT REPLACEMENT				$ -						$ -
GRANTS (SPECIFY)				$ -						$ -
BOND ISSUES				$ -						$ -
STATE REVOLVING LOAN				$ -						$ -
OTHER (SPECIFY)				$ -						$ -
TOTAL:	**$ 125,000**	**$ 1,200**	**$ 123,800**	**$ -**	**$ 125,000**	**$ 130,000**	**$ 135,000**	**$ 140,000**	**$ 145,000**	**$ 675,000**

§ 806.1(4) ESTIMATED ANNUAL COST OF OPERATING / MAINTAINING PROJECT OR ASSET	OPERATING IMPACT:	2019	2020	2021	2022	2023	TOTAL
	INCREMENTAL COSTS (NET SAVINGS)						$ -

E1901: New Lines and Services
Supporting Documentation - Page 1

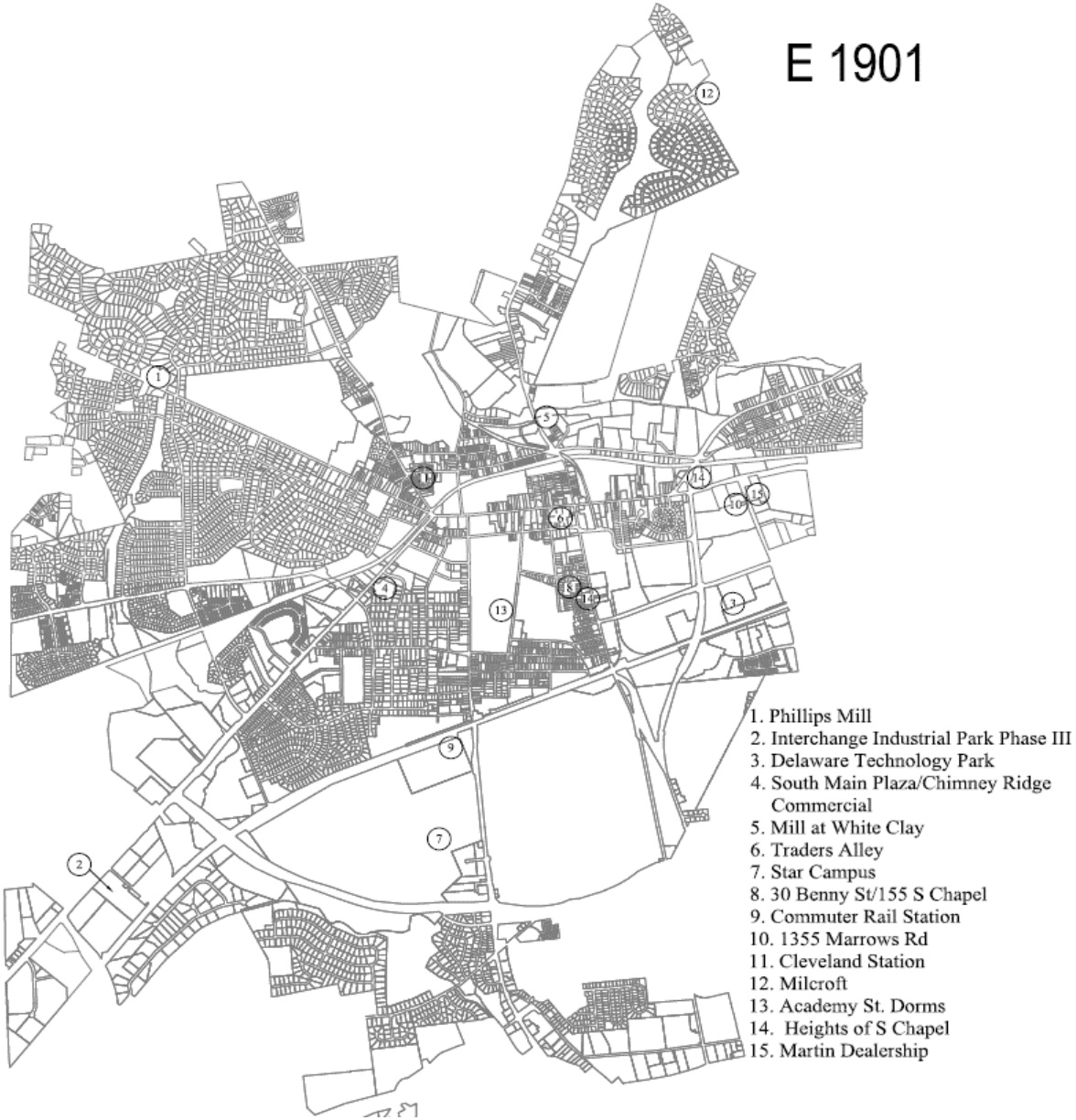

PROJECT NO: E1911

PROJECT TITLE: 35kV Line 3402 Capacity Upgrade

PROJECT STATUS: New Project

*Prior Authorized Balance includes 2018 carryover funding only.

FUNDING SUMMARY:	2019	2020	2021	2022	2023	Total 5 Year
New Funding:	$ -	$ -	$ 250,000	$ 250,000	$ -	$ 500,000
*Prior Authorized Balance:	$ -	$ -	$ -	$ -	$ -	$ -
2019-2023 Funding:	$ -	$ -	$ 250,000	$ 250,000	$ -	$ 500,000

CAPITAL BUDGET - PROJECT DETAIL	
DEPARTMENT:	Electric
DIVISION:	Electric
FUND:	Electric
PROJECT LOCATION:	Various locations in the City
PROJECT PRIORITY:	4 - Medium
This project is a NEED and not a WANT, but no significant risk in the deferral of this item	
COMPREHENSIVE DEVELOPMENT PLANNING VISION ELEMENT:	Sustainable Community

§ 806.1(3) SUMMARY OF PROJECT DATA	
First Year in Program:	2019
Est. Completion Date:	2022
Est. Useful Life (in years):	30
Est. Total Cost:	$ 500,000
Est. Spend @ 12/31/2018 (if underway)[1]:	$ -
% Complete (if underway):	0.0%
Balance to be funded[1]:	$ 500,000

[1] For ongoing projects, we must estimate total spent since inception through current year to derive the balance to be funded thereafter.

PROJECT COST BY CATEGORY		
CLASSIFICATION	ACCOUNT NUMBER	AMOUNT
Labor:	5195106.9860	$ 160,000
Materials:	5195106.9760	$ 340,000
Other Contracts:		$ -
TOTAL PROJECT COST		$ 500,000

[2] Council is not required to authorize budget year funding for this portion, but this portion of the project will indeed represent a cash outflow in the budget year and/or "out years."

Charter § 806.1(2) DESCRIPTION & JUSTIFICATION:

This project will upgrade the aerial and underground cable on 35kV line 3402 to ensure capacity and reliable back-up capacity to the Phillips substation, Chestnut Hill substation, Sandy Brae substation and West Main substation. This upgrade will also allow us to tie this feeder to the new substation in the future if needed.

PROJECT FINANCING BY PLAN YEAR

§ 806.1(3) SOURCE OF FUNDS:	Prior Authorized[2]	Actual Funds Utilized as of 06/30/18	Estimated Expenditures 07/01/18 - 12/31/18	Estimated Authorized Balance[2] 12/31/18	2019	2020	2021	2022	2023	TOTAL 5 Year CIP
CURRENT RESOURCES				$ -			250,000	250,000		$ 500,000
CAPITAL RESERVES				$ -						$ -
EQUIPMENT REPLACEMENT				$ -						$ -
GRANTS (SPECIFY)				$ -						$ -
BOND ISSUES				$ -						$ -
STATE REVOLVING LOAN				$ -						$ -
OTHER (SPECIFY)				$ -						$ -
TOTAL:	$ -	$ -	$ -	$ -	$ -	$ -	$ 250,000	$ 250,000	$ -	$ 500,000

§ 806.1(4) ESTIMATED ANNUAL COST OF OPERATING / MAINTAINING PROJECT OR ASSET	OPERATING IMPACT:	2019	2020	2021	2022	2023	TOTAL
	INCREMENTAL COSTS (NET SAVINGS)						$ -

E1911: 35kV Line 3402 Capacity Upgrade
Supporting Documentation - Page 1

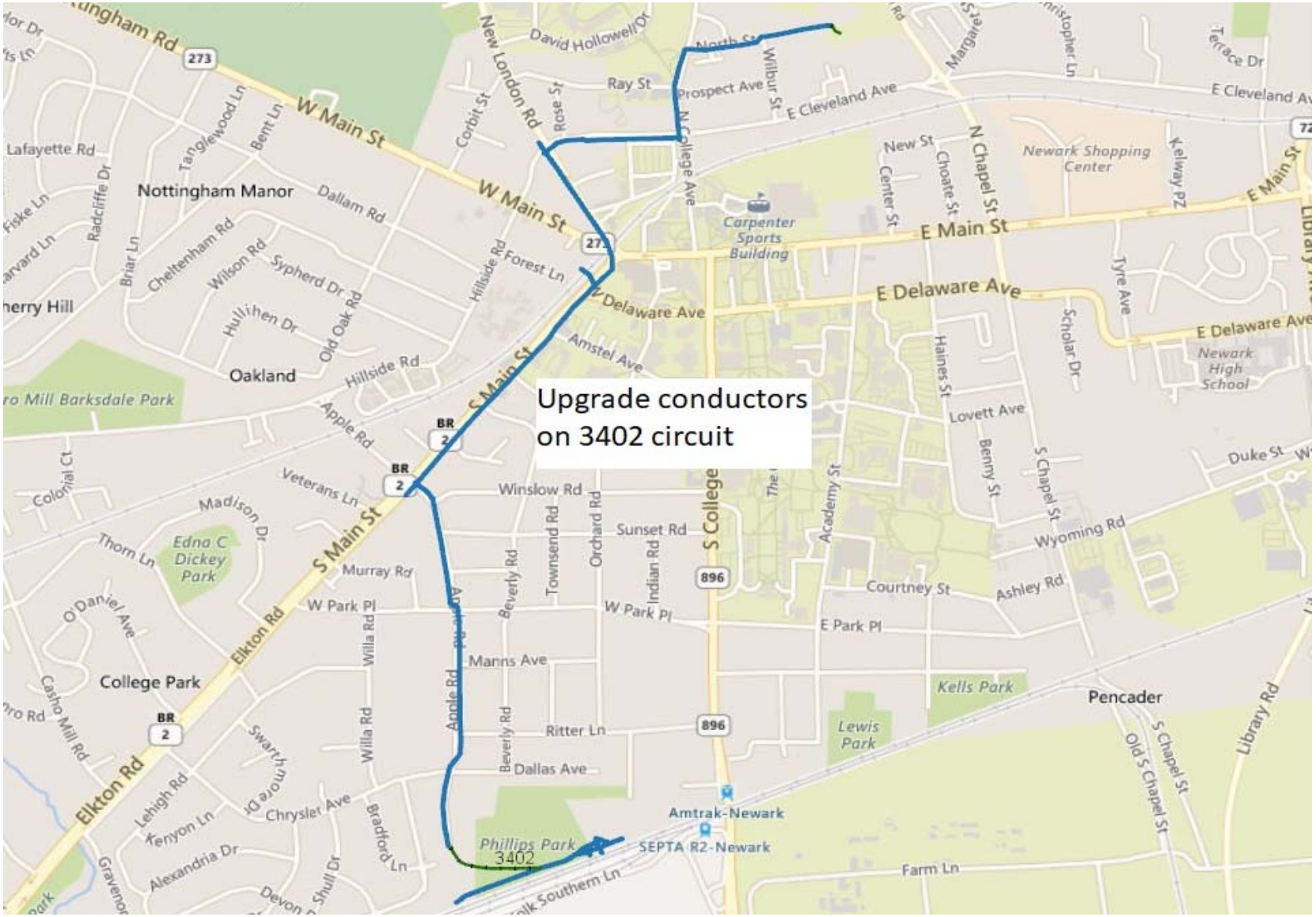

PROJECT NO:	**E1912**
PROJECT TITLE:	**35kV Disconnect Switches Replacement - Kershaw Substation**
PROJECT STATUS:	**New Project**

*Prior Authorized Balance includes 2018 carryover funding only.

FUNDING SUMMARY:	2019	2020	2021	2022	2023	Total 5 Year
New Funding:	$ -	$ -	$ 150,000	$ 150,000	$ 150,000	$ 450,000
*Prior Authorized Balance:	$ -	$ -	$ -	$ -	$ -	$ -
2019-2023 Funding:	**$ -**	**$ -**	**$ 150,000**	**$ 150,000**	**$ 150,000**	**$ 450,000**

CAPITAL BUDGET - PROJECT DETAIL	
DEPARTMENT:	Electric
DIVISION:	Electric
FUND:	Electric
PROJECT LOCATION:	Kershaw Substation
PROJECT PRIORITY:	3 - Medium-High
The City would be taking a calculated risk in the deferral of this item	
COMPREHENSIVE DEVELOPMENT PLANNING VISION ELEMENT:	Sustainable Community

§ 806.1(3) **SUMMARY OF PROJECT DATA**	
First Year in Program:	2019
Est. Completion Date:	2023
Est. Useful Life (in years):	20
Est. Total Cost:	$ 450,000
Est. Spend @ 12/31/2018 (if underway)[1]:	$ -
% Complete (if underway):	0.0%
Balance to be funded[1]:	$ 450,000

[1] For ongoing projects, we must estimate total spent since inception through current year to derive the balance to be funded thereafter.

PROJECT COST BY CATEGORY		
CLASSIFICATION	**ACCOUNT NUMBER**	**AMOUNT**
Labor:	5195106.9830	$ 150,000
Materials:	5195106.9730	$ 300,000
Other Contracts:		$ -
TOTAL PROJECT COST		$ 450,000

[2] Council is not required to authorize budget year funding for this portion, but this portion of the project will indeed represent a cash outflow in the budget year and/or "out years."

Charter § 806.1(2) **DESCRIPTION & JUSTIFICATION**:

This project will replace 40 year old 35kV disconnect switches at Kershaw Substaion.

PROJECT FINANCING BY PLAN YEAR

§ 806.1(3) **SOURCE OF FUNDS:**	**Prior Authorized[2]**	**Actual Funds Utilized as of 06/30/18**	**Estimated Expenditures 07/01/18 - 12/31/18**	**Estimated Authorized Balance[2] 12/31/18**	**2019**	**2020**	**2021**	**2022**	**2023**	**TOTAL 5 Year CIP**
CURRENT RESOURCES				$ -			150,000	150,000	150,000	$ 450,000
CAPITAL RESERVES				$ -						$ -
EQUIPMENT REPLACEMENT				$ -						$ -
GRANTS (SPECIFY)				$ -						$ -
BOND ISSUES				$ -						$ -
STATE REVOLVING LOAN				$ -						$ -
OTHER (SPECIFY)				$ -						$ -
TOTAL:	**$ -**	**$ -**	**$ -**	**$ -**	**$ -**	**$ -**	**$ 150,000**	**$ 150,000**	**$ 150,000**	**$ 450,000**

§ 806.1(4) **ESTIMATED ANNUAL COST OF OPERATING / MAINTAINING PROJECT OR ASSET**	**OPERATING IMPACT:**	**2019**	**2020**	**2021**	**2022**	**2023**	**TOTAL**
	INCREMENTAL COSTS (NET SAVINGS)						$ -

PROJECT NO: E1805

PROJECT TITLE: Line Extension - UD Farm

PROJECT STATUS: In Progress (with end date)

*Prior Authorized Balance includes 2018 carryover funding only.

FUNDING SUMMARY:	2019	2020	2021	2022	2023	Total 5 Year
New Funding:	$ 170,000	$ -	$ -	$ -	$ -	$ 170,000
*Prior Authorized Balance:	$ -	$ -	$ -	$ -	$ -	$ -
2019-2023 Funding:	**$ 170,000**	**$ -**	**$ -**	**$ -**	**$ -**	**$ 170,000**

CAPITAL BUDGET - PROJECT DETAIL	
DEPARTMENT:	Electric
DIVISION:	Electric
FUND:	Electric
PROJECT LOCATION:	University of Delaware: Farm
PROJECT PRIORITY:	4 - Medium
This project is a NEED and not a WANT, but no significant risk in the deferral of this item	
COMPREHENSIVE DEVELOPMENT PLANNING VISION ELEMENT:	Sustainable Community

§ 806.1(3) SUMMARY OF PROJECT DATA	
First Year in Program:	2018
Est. Completion Date:	2019
Est. Useful Life (in years):	30
Est. Total Cost:	$ 170,000
Est. Spend @ 12/31/2018 (if underway)[1]:	$ -
% Complete (if underway):	0.0%
Balance to be funded[1]:	$ 170,000

[1] For ongoing projects, we must estimate total spent since inception through current year to derive the balance to be funded thereafter.

PROJECT COST BY CATEGORY		
CLASSIFICATION	ACCOUNT NUMBER	AMOUNT
Labor:	5195106.9860	$ 80,000
Materials:	5195106.9760	$ 90,000
Other Contracts:		$ -
TOTAL PROJECT COST		$ 170,000

[2] Council is not required to authorize budget year funding for this portion, but this portion of the project will indeed represent a cash outflow in the budget year and/or "out years."

Charter § 806.1(2) DESCRIPTION & JUSTIFICATION:

To ensure capacity and reliable back-up capacity to the Star Campus, the University of Delaware South Campus and City customers on South College Avenue, it is proposed to install a new 12,470 volt circuit from Old South Chapel Street to South College Avenue through the University of Delaware Farm. This project is based on approval from the University of Delaware.

PROJECT FINANCING BY PLAN YEAR

§ 806.1(3) SOURCE OF FUNDS:	Prior Authorized[2]	Actual Funds Utilized as of 06/30/18	Estimated Expenditures 07/01/18 - 12/31/18	Estimated Authorized Balance[2] 12/31/18	2019	2020	2021	2022	2023	TOTAL 5 Year CIP
CURRENT RESOURCES				$ -	170,000					$ 170,000
CAPITAL RESERVES				$ -						$ -
EQUIPMENT REPLACEMENT				$ -						$ -
GRANTS (SPECIFY)				$ -						$ -
BOND ISSUES				$ -						$ -
STATE REVOLVING LOAN				$ -						$ -
OTHER (SPECIFY)				$ -						$ -
TOTAL:	**$ -**	**$ -**	**$ -**	**$ -**	**$ 170,000**	**$ -**	**$ -**	**$ -**	**$ -**	**$ 170,000**

§ 806.1(4) ESTIMATED ANNUAL COST OF OPERATING / MAINTAINING PROJECT OR ASSET	OPERATING IMPACT:	2019	2020	2021	2022	2023	TOTAL
	INCREMENTAL COSTS (NET SAVINGS)						$ -

E1805: Line Extension - UD Farm
Supporting Documentation - Page 1

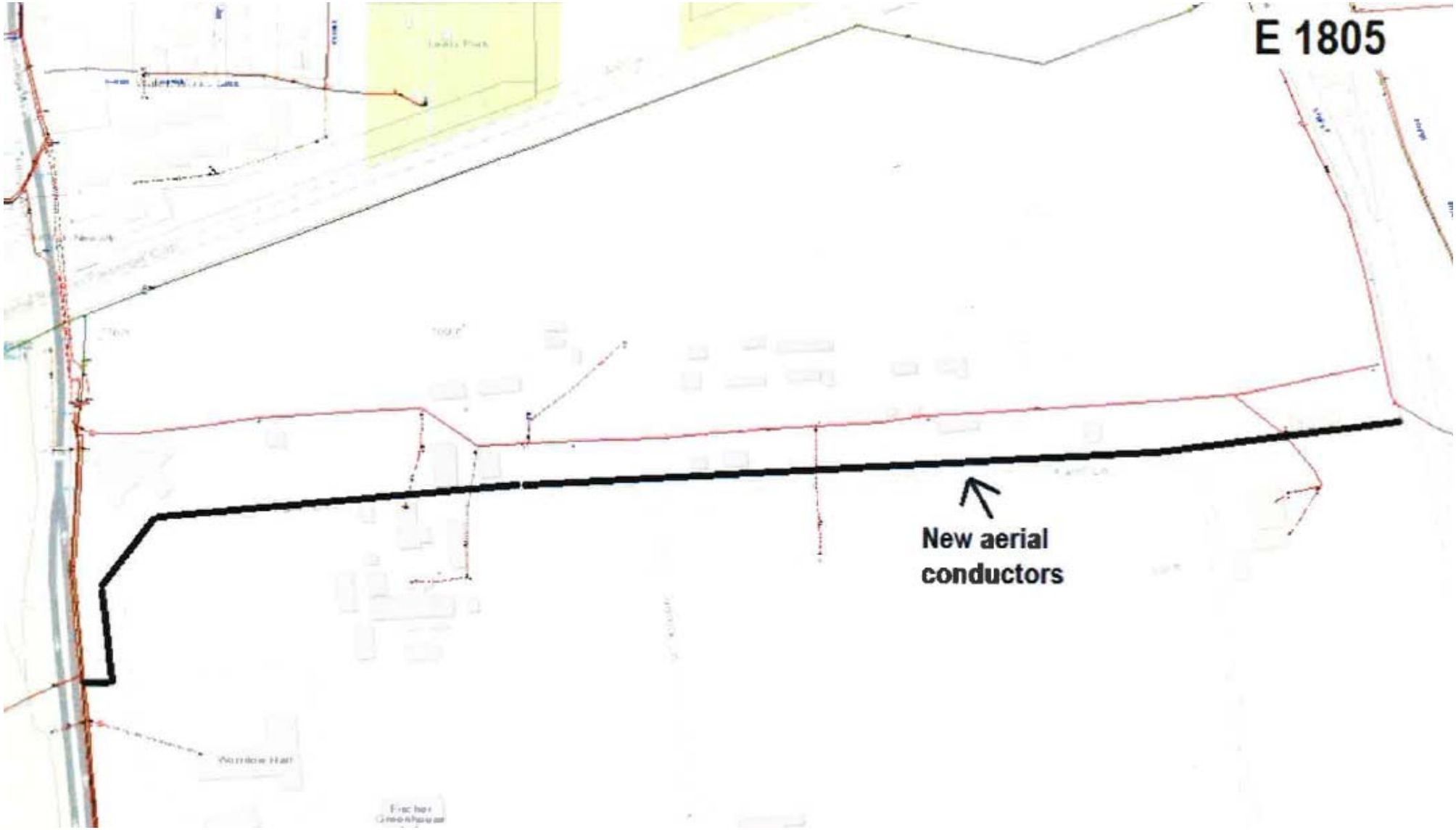

PROJECT NO:	**E1806**
PROJECT TITLE:	**Christianstead Underground Primary Cable Addition**
PROJECT STATUS:	**In Progress (with end date)**

*Prior Authorized Balance includes 2018 carryover funding only.

FUNDING SUMMARY:	2019	2020	2021	2022	2023	Total 5 Year
New Funding:	$ -	$ 50,000	$ -	$ -	$ -	$ 50,000
*Prior Authorized Balance:	$ -	$ -	$ -	$ -	$ -	$ -
2019-2023 Funding:	**$ -**	**$ 50,000**	**$ -**	**$ -**	**$ -**	**$ 50,000**

CAPITAL BUDGET - PROJECT DETAIL	
DEPARTMENT:	Electric
DIVISION:	Electric
FUND:	Electric
PROJECT LOCATION:	Christianstead
PROJECT PRIORITY:	4 - Medium
This project is a NEED and not a WANT, but no significant risk in the deferral of this item	
COMPREHENSIVE DEVELOPMENT PLANNING VISION ELEMENT:	Sustainable Community

§ 806.1(3) SUMMARY OF PROJECT DATA	
First Year in Program:	2018
Est. Completion Date:	2020
Est. Useful Life (in years):	30
Est. Total Cost:	$ 50,000
Est. Spend @ 12/31/2018 (if underway)[1]:	$ -
% Complete (if underway):	0.0%
Balance to be funded[1]:	$ 50,000

[1] For ongoing projects, we must estimate total spent since inception through current year to derive the balance to be funded thereafter.

PROJECT COST BY CATEGORY		
CLASSIFICATION	**ACCOUNT NUMBER**	**AMOUNT**
Labor:	5195106.9860	$ 8,000
Materials:	5195106.9760	$ 42,000
Other Contracts:		$ -
TOTAL PROJECT COST		$ 50,000

[2] Council is not required to authorize budget year funding for this portion, but this portion of the project will indeed represent a cash outflow in the budget year and/or "out years."

Charter § 806.1(2) **DESCRIPTION & JUSTIFICATION**:

An additional underground high voltage cable is needed in Christianstead to balance load during emergency conditions when an existing high voltage cable fails. When we experience a cable failure, the remaining cable can not be fused properly to coordinate with upstream fuses.

PROJECT FINANCING BY PLAN YEAR

§ 806.1(3) **SOURCE OF FUNDS:**	Prior Authorized[2]	Actual Funds Utilized as of 06/30/18	Estimated Expenditures 07/01/18 - 12/31/18	Estimated Authorized Balance[2] 12/31/18	2019	2020	2021	2022	2023	TOTAL 5 Year CIP
CURRENT RESOURCES				$ -		50,000				$ 50,000
CAPITAL RESERVES				$ -						$ -
EQUIPMENT REPLACEMENT				$ -						$ -
GRANTS (SPECIFY)				$ -						$ -
BOND ISSUES				$ -						$ -
STATE REVOLVING LOAN				$ -						$ -
OTHER (SPECIFY)				$ -						$ -
TOTAL:	**$ -**	**$ -**	**$ -**	**$ -**	**$ -**	**$ 50,000**	**$ -**	**$ -**	**$ -**	**$ 50,000**

§ 806.1(4) **ESTIMATED ANNUAL COST OF OPERATING / MAINTAINING PROJECT OR ASSET**	**OPERATING IMPACT:**	2019	2020	2021	2022	2023	TOTAL
	INCREMENTAL COSTS (NET SAVINGS)						$ -

E1806: Christianstead Underground Primary Cable Addition
Supporting Documentation - Page 1

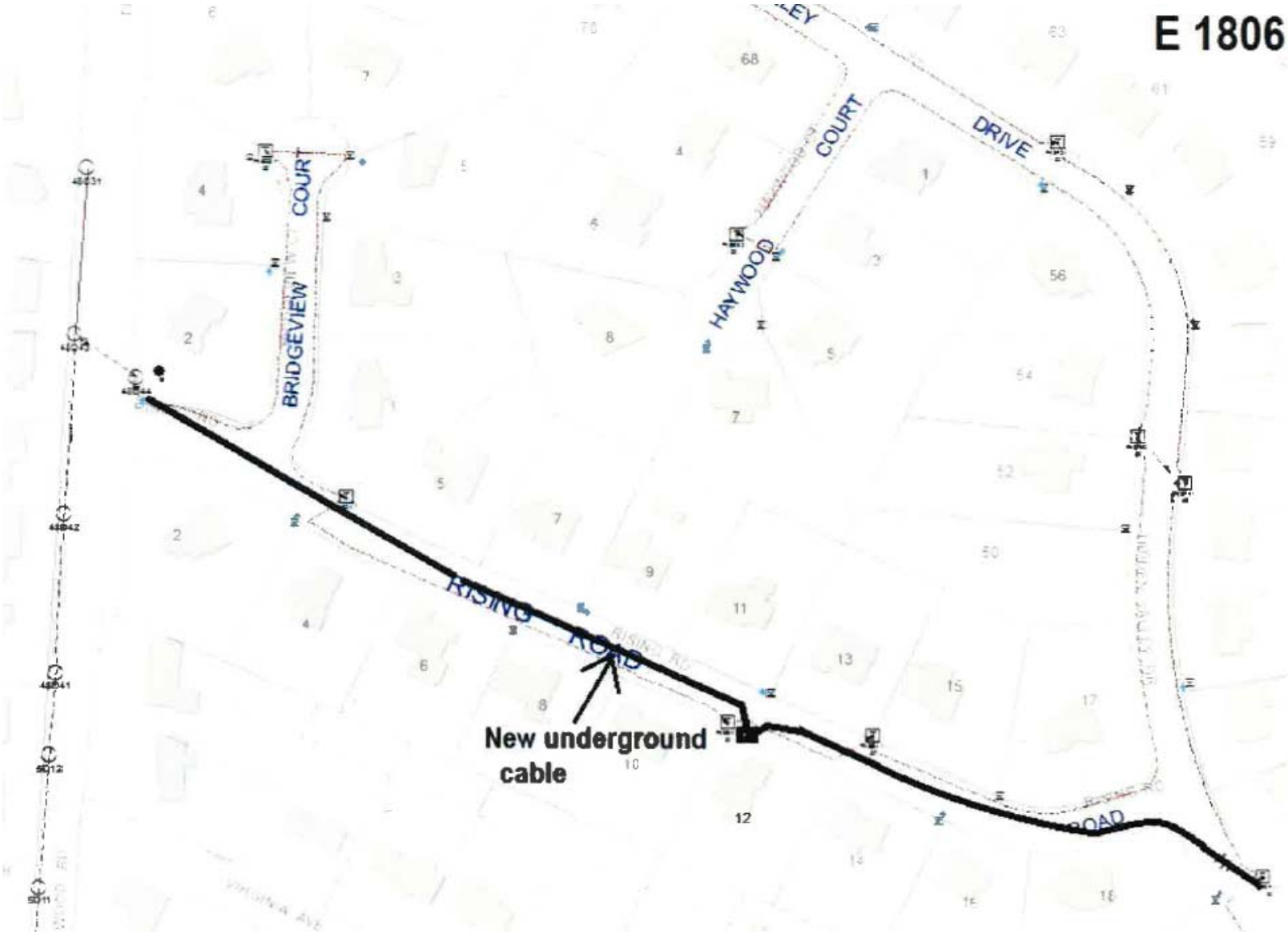

PROJECT NO:	**E1807**
PROJECT TITLE:	**Relay Replacements - Kershaw Substation**
PROJECT STATUS:	**In Progress (with end date)**

*Prior Authorized Balance includes 2018 carryover funding only.

FUNDING SUMMARY:	2019	2020	2021	2022	2023	Total 5 Year
New Funding:	$ -	$ 50,000	$ 50,000	$ 50,000	$ 50,000	$ 200,000
*Prior Authorized Balance:	$ -	$ -	$ -	$ -	$ -	$ -
2019-2023 Funding:	**$ -**	**$ 50,000**	**$ 50,000**	**$ 50,000**	**$ 50,000**	**$ 200,000**

CAPITAL BUDGET - PROJECT DETAIL	
DEPARTMENT:	Electric
DIVISION:	Electric
FUND:	Electric
PROJECT LOCATION:	Kershaw Substation
PROJECT PRIORITY:	5 - Low
This project is a NEED and not a WANT, but it can start in year two of this CIP or later	
COMPREHENSIVE DEVELOPMENT PLANNING VISION ELEMENT:	Sustainable Community

Charter § 806.1(2) DESCRIPTION & JUSTIFICATION:

This project will replace electro mechanical relays on circuit breakers 7, 8 and 9 at Kershaw Substation and connect them to the SCADA system. This will allow us to see breaker status and also have remote control.

§ 806.1(3) **SUMMARY OF PROJECT DATA**	
First Year in Program:	2018
Est. Completion Date:	2023
Est. Useful Life (in years):	20
Est. Total Cost:	$ 200,000
Est. Spend @ 12/31/2018 (if underway)[1]:	$ -
% Complete (if underway):	0.0%
Balance to be funded[1]:	$ 200,000

[1] For ongoing projects, we must estimate total spent since inception through current year to derive the balance to be funded thereafter.

PROJECT COST BY CATEGORY		
CLASSIFICATION	**ACCOUNT NUMBER**	**AMOUNT**
Labor:	5195106.9830	$ 70,000
Materials:	5195106.9730	$ 130,000
Other Contracts:		$ -
TOTAL PROJECT COST		$ 200,000

[2] Council is not required to authorize budget year funding for this portion, but this portion of the project will indeed represent a cash outflow in the budget year and/or "out years."

PROJECT FINANCING BY PLAN YEAR

§ 806.1(3) **SOURCE OF FUNDS:**	**Prior Authorized[2]**	**Actual Funds Utilized as of 06/30/18**	**Estimated Expenditures 07/01/18 - 12/31/18**	**Estimated Authorized Balance[2] 12/31/18**	**2019**	**2020**	**2021**	**2022**	**2023**	**TOTAL 5 Year CIP**
CURRENT RESOURCES				$ -		50,000	50,000	50,000	50,000	$ 200,000
CAPITAL RESERVES				$ -						$ -
EQUIPMENT REPLACEMENT				$ -						$ -
GRANTS (SPECIFY)				$ -						$ -
BOND ISSUES				$ -						$ -
STATE REVOLVING LOAN				$ -						$ -
OTHER (SPECIFY)				$ -						$ -
TOTAL:	**$ -**	**$ -**	**$ -**	**$ -**	**$ -**	**$ 50,000**	**$ 50,000**	**$ 50,000**	**$ 50,000**	**$ 200,000**

§ 806.1(4) **ESTIMATED ANNUAL COST OF OPERATING / MAINTAINING PROJECT OR ASSET**	**OPERATING IMPACT:**	**2019**	**2020**	**2021**	**2022**	**2023**	**TOTAL**
	INCREMENTAL COSTS (NET SAVINGS)						$ -

PROJECT NO: E1808

PROJECT TITLE: Voltage Upgrade - North College Avenue

PROJECT STATUS: In Progress (with end date)

*Prior Authorized Balance includes 2018 carryover funding only.

FUNDING SUMMARY:	2019	2020	2021	2022	2023	Total 5 Year
New Funding:	$ -	$ 50,000	$ -	$ -	$ -	$ 50,000
*Prior Authorized Balance:	$ -	$ -	$ -	$ -	$ -	$ -
2019-2023 Funding:	$ -	$ 50,000	$ -	$ -	$ -	$ 50,000

CAPITAL BUDGET - PROJECT DETAIL	
DEPARTMENT:	Electric
DIVISION:	Electric
FUND:	Electric
PROJECT LOCATION:	North College Avenue
PROJECT PRIORITY:	5 - Low
This project is a NEED and not a WANT, but it can start in year two of this CIP or later	
COMPREHENSIVE DEVELOPMENT PLANNING VISION ELEMENT:	Sustainable Community

Charter § 806.1(2) **DESCRIPTION & JUSTIFICATION**:

Replace poles on North College Avenue and install a primary metering pole in preparation for a 4160 volt to 12470 volt upgrade of University buildings on North College Avenue.

§ 806.1(3) SUMMARY OF PROJECT DATA	
First Year in Program:	2018
Est. Completion Date:	2020
Est. Useful Life (in years):	30
Est. Total Cost:	$ 50,000
Est. Spend @ 12/31/2018 (if underway)[1]:	$ -
% Complete (if underway):	0.0%
Balance to be funded[1]:	$ 50,000

[1] For ongoing projects, we must estimate total spent since inception through current year to derive the balance to be funded thereafter.

PROJECT COST BY CATEGORY		
CLASSIFICATION	ACCOUNT NUMBER	AMOUNT
Labor:	5195106.9860	$ 23,800
Materials:	5195106.9760	$ 26,200
Other Contracts:		$ -
TOTAL PROJECT COST		$ 50,000

[2] Council is not required to authorize budget year funding for this portion, but this portion of the project will indeed represent a cash outflow in the budget year and/or "out years."

PROJECT FINANCING BY PLAN YEAR

§ 806.1(3) SOURCE OF FUNDS:	Prior Authorized[2]	Actual Funds Utilized as of 06/30/18	Estimated Expenditures 07/01/18 - 12/31/18	Estimated Authorized Balance[2] 12/31/18	2019	2020	2021	2022	2023	TOTAL 5 Year CIP
CURRENT RESOURCES				$ -		50,000				$ 50,000
CAPITAL RESERVES				$ -						$ -
EQUIPMENT REPLACEMENT				$ -						$ -
GRANTS (SPECIFY)				$ -						$ -
BOND ISSUES				$ -						$ -
STATE REVOLVING LOAN				$ -						$ -
OTHER (SPECIFY)				$ -						$ -
TOTAL:	$ -	$ -	$ -	$ -	$ -	$ 50,000	$ -	$ -	$ -	$ 50,000

§ 806.1(4) ESTIMATED ANNUAL COST OF OPERATING / MAINTAINING PROJECT OR ASSET	OPERATING IMPACT:	2019	2020	2021	2022	2023	TOTAL
	INCREMENTAL COSTS (NET SAVINGS)						$ -

PROJECT NO: E1809

PROJECT TITLE: 12.47kV Line Extension

PROJECT STATUS: In Progress (with end date)

*Prior Authorized Balance includes 2018 carryover funding only.

FUNDING SUMMARY:	2019	2020	2021	2022	2023	Total 5 Year
New Funding:	$ 100,000	$ -	$ -	$ -	$ -	$ 100,000
*Prior Authorized Balance:	$ -	$ -	$ -	$ -	$ -	$ -
2019-2023 Funding:	$ 100,000	$ -	$ -	$ -	$ -	$ 100,000

CAPITAL BUDGET - PROJECT DETAIL	
DEPARTMENT:	Electric
DIVISION:	Electric
FUND:	Electric
PROJECT LOCATION:	Christina Parkway
PROJECT PRIORITY:	5 - Low
This project is a NEED and not a WANT, but it can start in year two of this CIP or later	
COMPREHENSIVE DEVELOPMENT PLANNING VISION ELEMENT:	Sustainable Community

§ 806.1(3) SUMMARY OF PROJECT DATA	
First Year in Program:	2018
Est. Completion Date:	2019
Est. Useful Life (in years):	30
Est. Total Cost:	$ 100,000
Est. Spend @ 12/31/2018 (if underway)[1]:	$ -
% Complete (if underway):	0.0%
Balance to be funded[1]:	$ 100,000

[1] For ongoing projects, we must estimate total spent since inception through current year to derive the balance to be funded thereafter.

PROJECT COST BY CATEGORY		
CLASSIFICATION	ACCOUNT NUMBER	AMOUNT
Labor:	5195106.9860	$ 61,000
Materials:	5195106.9760	$ 39,000
Other Contracts:		$ -
TOTAL PROJECT COST		$ 100,000

[2] Council is not required to authorize budget year funding for this portion, but this portion of the project will indeed represent a cash outflow in the budget year and/or "out years."

Charter § 806.1(2) DESCRIPTION & JUSTIFICATION:

A new 12.47kV line extension is needed for additional capacity and back-up capacity for the Star Campus. This extension will also tie Sandy Brae substation transformer 64 to Chestnut Hill Road transformers 74 and 94 to provide back-up capacity.

PROJECT FINANCING BY PLAN YEAR

§ 806.1(3) SOURCE OF FUNDS:	Prior Authorized[2]	Actual Funds Utilized as of 06/30/18	Estimated Expenditures 07/01/18 - 12/31/18	Estimated Authorized Balance[2] 12/31/18	2019	2020	2021	2022	2023	TOTAL 5 Year CIP
CURRENT RESOURCES				$ -	100,000					$ 100,000
CAPITAL RESERVES				$ -						$ -
EQUIPMENT REPLACEMENT				$ -						$ -
GRANTS (SPECIFY)				$ -						$ -
BOND ISSUES				$ -						$ -
STATE REVOLVING LOAN				$ -						$ -
OTHER (SPECIFY)				$ -						$ -
TOTAL:	$ -	$ -	$ -	$ -	$ 100,000	$ -	$ -	$ -	$ -	$ 100,000

§ 806.1(4) ESTIMATED ANNUAL COST OF OPERATING / MAINTAINING PROJECT OR ASSET	OPERATING IMPACT:	2019	2020	2021	2022	2023	TOTAL
	INCREMENTAL COSTS (NET SAVINGS)						$ -

PROJECT NO: E1810

PROJECT TITLE: Lightning Arrestor Replacement

PROJECT STATUS: In Progress (with end date)

*Prior Authorized Balance includes 2018 carryover funding only.

FUNDING SUMMARY:	2019	2020	2021	2022	2023	Total 5 Year
New Funding:	$ -	$ -	$ -	$ -	$ 235,000	$ 235,000
*Prior Authorized Balance:	$ -	$ -	$ -	$ -	$ -	$ -
2019-2023 Funding:	$ -	$ -	$ -	$ -	$ 235,000	$ 235,000

CAPITAL BUDGET - PROJECT DETAIL	
DEPARTMENT:	Electric
DIVISION:	Electric
FUND:	Electric
PROJECT LOCATION:	Various locations in the City
PROJECT PRIORITY:	5 - Low
This project is a NEED and not a WANT, but it can start in year two of this CIP or later	
COMPREHENSIVE DEVELOPMENT PLANNING VISION ELEMENT:	Sustainable Community

§ 806.1(3) SUMMARY OF PROJECT DATA	
First Year in Program:	2018
Est. Completion Date:	2023
Est. Useful Life (in years):	30
Est. Total Cost:	$ 235,000
Est. Spend @ 12/31/2018 (if underway)[1]:	$ -
% Complete (if underway):	0.0%
Balance to be funded[1]:	$ 235,000

[1] For ongoing projects, we must estimate total spent since inception through current year to derive the balance to be funded thereafter.

PROJECT COST BY CATEGORY		
CLASSIFICATION	ACCOUNT NUMBER	AMOUNT
Labor:	5195106.9860	$ 180,000
Materials:	5195106.9760	$ 55,000
Other Contracts:		$ -
TOTAL PROJECT COST		$ 235,000

[2] Council is not required to authorize budget year funding for this portion, but this portion of the project will indeed represent a cash outflow in the budget year and/or "out years."

Charter § 806.1(2) DESCRIPTION & JUSTIFICATION:

Replace older lightning arrestors on the 12.47kV system. This will prevent power outages and improve lightning protection on the distribution system.

PROJECT FINANCING BY PLAN YEAR

§ 806.1(3) SOURCE OF FUNDS:	Prior Authorized[2]	Actual Funds Utilized as of 06/30/18	Estimated Expenditures 07/01/18 - 12/31/18	Estimated Authorized Balance[2] 12/31/18	2019	2020	2021	2022	2023	TOTAL 5 Year CIP
CURRENT RESOURCES				$ -					235,000	$ 235,000
CAPITAL RESERVES				$ -						$ -
EQUIPMENT REPLACEMENT				$ -						$ -
GRANTS (SPECIFY)				$ -						$ -
BOND ISSUES				$ -						$ -
STATE REVOLVING LOAN				$ -						$ -
OTHER (SPECIFY)				$ -						$ -
TOTAL:	$ -	$ -	$ -	$ -	$ -	$ -	$ -	$ -	$ 235,000	$ 235,000

§ 806.1(4) ESTIMATED ANNUAL COST OF OPERATING / MAINTAINING PROJECT OR ASSET	OPERATING IMPACT:	2019	2020	2021	2022	2023	TOTAL
	INCREMENTAL COSTS (NET SAVINGS)						$ -

PROJECT NO: E1602

PROJECT TITLE: Circuit Breaker Replacement

PROJECT STATUS: In Progress (with end date)

*Prior Authorized Balance includes 2018 carryover funding only.

FUNDING SUMMARY:	2019	2020	2021	2022	2023	Total 5 Year
New Funding:	$ -	$ 65,000	$ -	$ -	$ -	$ 65,000
*Prior Authorized Balance:	$ -	$ -	$ -	$ -	$ -	$ -
2019-2023 Funding:	$ -	$ 65,000	$ -	$ -	$ -	$ 65,000

CAPITAL BUDGET - PROJECT DETAIL	
DEPARTMENT:	Electric
DIVISION:	Electric
FUND:	Electric
PROJECT LOCATION:	Fremont Road Substation
PROJECT PRIORITY:	3 - Medium-High
The City would be taking a calculated risk in the deferral of this item	
COMPREHENSIVE DEVELOPMENT PLANNING VISION ELEMENT:	Sustainable Community

§ 806.1(3) SUMMARY OF PROJECT DATA	
First Year in Program:	2016
Est. Completion Date:	2020
Est. Useful Life (in years):	30
Est. Total Cost:	$ 65,000
Est. Spend @ 12/31/2018 (if underway)[1]:	$ -
% Complete (if underway):	0.0%
Balance to be funded[1]:	$ 65,000

[1] For ongoing projects, we must estimate total spent since inception through current year to derive the balance to be funded thereafter.

PROJECT COST BY CATEGORY		
CLASSIFICATION	ACCOUNT NUMBER	AMOUNT
Labor:	5195106.9830	$ 10,000
Materials:	5195106.9730	$ 40,000
Other Contracts:	5195106.9730	$ 15,000
TOTAL PROJECT COST		$ 65,000

[2] Council is not required to authorize budget year funding for this portion, but this portion of the project will indeed represent a cash outflow in the budget year and/or "out years."

Charter § 806.1(2) DESCRIPTION & JUSTIFICATION:

The 35kV oil circuit breaker installed in 1975 feeding transformer 47 at the Fremont Road Substation does not always open and close properly. Due to this problem and its age, it is recommended it be replaced with a vacuum type breaker.

PROJECT FINANCING BY PLAN YEAR

§ 806.1(3) SOURCE OF FUNDS:	Prior Authorized[2]	Actual Funds Utilized as of 06/30/18	Estimated Expenditures 07/01/18 - 12/31/18	Estimated Authorized Balance[2] 12/31/18	2019	2020	2021	2022	2023	TOTAL 5 Year CIP
CURRENT RESOURCES				$ -		65,000				$ 65,000
CAPITAL RESERVES				$ -						$ -
EQUIPMENT REPLACEMENT				$ -						$ -
GRANTS (SPECIFY)				$ -						$ -
BOND ISSUES				$ -						$ -
STATE REVOLVING LOAN				$ -						$ -
OTHER (SPECIFY)				$ -						$ -
TOTAL:	$ -	$ -	$ -	$ -	$ -	$ 65,000	$ -	$ -	$ -	$ 65,000

§ 806.1(4) ESTIMATED ANNUAL COST OF OPERATING / MAINTAINING PROJECT OR ASSET	OPERATING IMPACT:	2019	2020	2021	2022	2023	TOTAL
	INCREMENTAL COSTS (NET SAVINGS)						$ -

PROJECT NO:	**E1502**
PROJECT TITLE:	**Underground Distribution - UD Star Campus**
PROJECT STATUS:	**In Progress (with end date)**

*Prior Authorized Balance includes 2018 carryover funding only.

FUNDING SUMMARY:	2019	2020	2021	2022	2023	Total 5 Year
New Funding:	$ 120,000	$ 120,000	$ 120,000	$ 120,000	$ 120,000	$ 600,000
*Prior Authorized Balance:	$ -	$ -	$ -	$ -	$ -	$ -
2019-2023 Funding:	**$ 120,000**	**$ 120,000**	**$ 120,000**	**$ 120,000**	**$ 120,000**	**$ 600,000**

CAPITAL BUDGET - PROJECT DETAIL	
DEPARTMENT:	Electric
DIVISION:	Electric
FUND:	Electric
PROJECT LOCATION:	University of Delaware: Star Campus
PROJECT PRIORITY:	1 - Highest Priority Level Project underway and must be completed
COMPREHENSIVE DEVELOPMENT PLANNING VISION ELEMENT:	Sustainable Community

§ 806.1(3) **SUMMARY OF PROJECT DATA**	
First Year in Program:	2015
Est. Completion Date:	2023
Est. Useful Life (in years):	30
Est. Total Cost:	$ 720,000
Est. Spend @ 12/31/2018 (if underway)[1]:	$ 120,000
% Complete (if underway):	16.7%
Balance to be funded[1]:	$ 600,000

[1] For ongoing projects, we must estimate total spent since inception through current year to derive the balance to be funded thereafter.

PROJECT COST BY CATEGORY		
CLASSIFICATION	**ACCOUNT NUMBER**	**AMOUNT**
Labor:		$ -
Materials:		$ -
Other Contracts:	5195106.9760	$ 600,000
TOTAL PROJECT COST		$ 600,000

[2] Council is not required to authorize budget year funding for this portion, but this portion of the project will indeed represent a cash outflow in the budget year and/or "out years."

Charter § 806.1(2) **DESCRIPTION & JUSTIFICATION**:

Underground electrical distribution equipment needed for the Star Campus. Expenditures to be reimbursed by the Developer or Customer.

PROJECT FINANCING BY PLAN YEAR

§ 806.1(3) **SOURCE OF FUNDS:**	Prior Authorized[2]	Actual Funds Utilized as of 06/30/18	Estimated Expenditures 07/01/18 - 12/31/18	Estimated Authorized Balance[2] 12/31/18	2019	2020	2021	2022	2023	TOTAL 5 Year CIP
CURRENT RESOURCES				$ -						$ -
CAPITAL RESERVES				$ -						$ -
EQUIPMENT REPLACEMENT				$ -						$ -
GRANTS (SPECIFY)				$ -						$ -
BOND ISSUES				$ -						$ -
STATE REVOLVING LOAN				$ -						$ -
OTHER Developer or Customer	120,000		120,000	$ -	120,000	120,000	120,000	120,000	120,000	$ 600,000
TOTAL:	**$ 120,000**	**$ -**	**$ 120,000**	**$ -**	**$ 120,000**	**$ 120,000**	**$ 120,000**	**$ 120,000**	**$ 120,000**	**$ 600,000**

§ 806.1(4) **ESTIMATED ANNUAL COST OF OPERATING / MAINTAINING PROJECT OR ASSET**	**OPERATING IMPACT:**	2019	2020	2021	2022	2023	TOTAL
	INCREMENTAL COSTS (NET SAVINGS)						$ -

PROJECT NO: E1203

PROJECT TITLE: CAD Software

PROJECT STATUS: In Progress (with end date)

*Prior Authorized Balance includes 2018 carryover funding only.

FUNDING SUMMARY:	2019	2020	2021	2022	2023	Total 5 Year
New Funding:	$ -	$ -	$ -	$ -	$ -	$ -
*Prior Authorized Balance:	$ 40,444	$ -	$ -	$ -	$ -	$ 40,444
2019-2023 Funding:	$ 40,444	$ -	$ -	$ -	$ -	$ 40,444

CAPITAL BUDGET - PROJECT DETAIL	
DEPARTMENT:	Electric
DIVISION:	Electric
FUND:	Electric
PROJECT LOCATION:	Municipal Building
PROJECT PRIORITY:	1 - Highest Priority Level Project underway and must be completed
COMPREHENSIVE DEVELOPMENT PLANNING VISION ELEMENT:	Sustainable Community

§ 806.1(3) SUMMARY OF PROJECT DATA	
First Year in Program:	2012
Est. Completion Date:	2019
Est. Useful Life (in years):	15
Est. Total Cost:	$ 68,444
Est. Spend @ 12/31/2018 (if underway)[1]:	$ 28,000
% Complete (if underway):	40.9%
Balance to be funded[1]:	$ 40,444

[1] For ongoing projects, we must estimate total spent since inception through current year to derive the balance to be funded thereafter.

PROJECT COST BY CATEGORY		
CLASSIFICATION	ACCOUNT NUMBER	AMOUNT
Labor:		$ -
Materials:	5195106.9622	$ 40,444
Other Contracts:		$ -
TOTAL PROJECT COST		$ 40,444

[2] Council is not required to authorize budget year funding for this portion, but this portion of the project will indeed represent a cash outflow in the budget year and/or "out years."

Charter § 806.1(2) DESCRIPTION & JUSTIFICATION:

This software is needed to model the city's electric distribution system. This software has engineering modules to assist in fault calculations, voltage drop calculations, coordination studies and feeder optimization.

PROJECT FINANCING BY PLAN YEAR

§ 806.1(3) SOURCE OF FUNDS:	Prior Authorized[2]	Actual Funds Utilized as of 06/30/18	Estimated Expenditures 07/01/18 - 12/31/18	Estimated Authorized Balance[2] 12/31/18	2019	2020	2021	2022	2023	TOTAL 5 Year CIP
CURRENT RESOURCES				$ -						$ -
CAPITAL RESERVES	68,444	28,000		$ 40,444	40,444					$ 40,444
EQUIPMENT REPLACEMENT				$ -						$ -
GRANTS (SPECIFY)				$ -						$ -
BOND ISSUES				$ -						$ -
STATE REVOLVING LOAN				$ -						$ -
OTHER (SPECIFY)				$ -						$ -
TOTAL:	$ 68,444	$ 28,000	$ -	$ 40,444	$ 40,444	$ -	$ -	$ -	$ -	$ 40,444

§ 806.1(4) ESTIMATED ANNUAL COST OF OPERATING / MAINTAINING PROJECT OR ASSET	OPERATING IMPACT:	2019	2020	2021	2022	2023	TOTAL
	INCREMENTAL COSTS (NET SAVINGS)						$ -

PROJECT NO: E0503

PROJECT TITLE: SCADA and Automatic Switching

PROJECT STATUS: In Progress (with end date)

*Prior Authorized Balance includes 2018 carryover funding only.

FUNDING SUMMARY:	2019	2020	2021	2022	2023	Total 5 Year
New Funding:	$ 655,000	$ 250,000	$ -	$ 450,000	$ -	$ 1,355,000
*Prior Authorized Balance:	$ -	$ -	$ -	$ -	$ -	$ -
2019-2023 Funding:	$ 655,000	$ 250,000	$ -	$ 450,000	$ -	$ 1,355,000

CAPITAL BUDGET - PROJECT DETAIL	
DEPARTMENT:	Electric
DIVISION:	Electric
FUND:	Electric
PROJECT LOCATION:	Various locations in the City
PROJECT PRIORITY:	1 - Highest Priority Level Project underway and must be completed
COMPREHENSIVE DEVELOPMENT PLANNING VISION ELEMENT:	Sustainable Community

§ 806.1(3) SUMMARY OF PROJECT DATA	
First Year in Program:	2005
Est. Completion Date:	2022
Est. Useful Life (in years):	20
Est. Total Cost:	$ 1,974,896
Est. Spend @ 12/31/2018 (if underway)[1]:	$ 619,896
% Complete (if underway):	31.4%
Balance to be funded[1]:	$ 1,355,000

[1] For ongoing projects, we must estimate total spent since inception through current year to derive the balance to be funded thereafter.

PROJECT COST BY CATEGORY		
CLASSIFICATION	ACCOUNT NUMBER	AMOUNT
Labor:	5195106.9860	$ 266,500
Materials:	5195106.9760	$ 934,500
Other Contracts:	5195106.9960	$ 154,000
TOTAL PROJECT COST		$ 1,355,000

[2] Council is not required to authorize budget year funding for this portion, but this portion of the project will indeed represent a cash outflow in the budget year and/or "out years."

Charter § 806.1(2) DESCRIPTION & JUSTIFICATION:

The auto transfer system will allow intelligent transfer of substations on the 34.5kV subtransmission system using reclosers to isolate a faulted circuit and switch a substation to a different circuit if all logic conditions are met. Large outages will be reduced to about a minute and a notification of a transfer will be sent to on call personnel to investigate.

Also includes (previous CIP E1802) - 15kV Automatic Switching:

This project will add 8 - 15kV reclosers to the existing automation software in 2018 to improve reliability to customers at the Delaware Technology Park and customers on Bellevue Road. The reclosers will automatically isolate a faulted circuit and switch the customers to a different circuit if the alternate circuit is available. In 2019, 11 reclosers (roughly $22,700 each) will be installed to improve reliability to the UD Center Campus and North Campus. In 2022, 10 reclosers (roughly $45,000 each) will be installed on South College and the Christina Parkway to improve reliability to the UD South Campus and the Star Campus.

Our existing SCADA system has become a legacy system so our SCADA provider has proposed to the City to upgrade our existing SCADA system to a newer platform in order to keep up with the industrial standards.

PROJECT FINANCING BY PLAN YEAR

§ 806.1(3) SOURCE OF FUNDS:	Prior Authorized[2]	Actual Funds Utilized as of 06/30/18	Estimated Expenditures 07/01/18 - 12/31/18	Estimated Authorized Balance[2] 12/31/18	2019	2020	2021	2022	2023	TOTAL 5 Year CIP
CURRENT RESOURCES				$ -	655,000	250,000		450,000		$ 1,355,000
CAPITAL RESERVES	619,896	78,398	541,498	$ -						$ -
EQUIPMENT REPLACEMENT				$ -						$ -
GRANTS (SPECIFY)				$ -						$ -
BOND ISSUES				$ -						$ -
STATE REVOLVING LOAN				$ -						$ -
OTHER (SPECIFY)				$ -						$ -
TOTAL:	$ 619,896	$ 78,398	$ 541,498	$ -	$ 655,000	$ 250,000	$ -	$ 450,000	$ -	$ 1,355,000

§ 806.1(4) ESTIMATED ANNUAL COST OF OPERATING / MAINTAINING PROJECT OR ASSET	OPERATING IMPACT:	2019	2020	2021	2022	2023	TOTAL
	INCREMENTAL COSTS (NET SAVINGS)						$ -

PROJECT NO: EEQSF

PROJECT TITLE: Equipment Replacement Program

PROJECT STATUS: Reoccurring (with no end date)

*Prior Authorized Balance includes 2018 carryover funding only.

FUNDING SUMMARY:	2019	2020	2021	2022	2023	Total 5 Year
New Funding:	$ 218,000	$ 487,000	$ -	$ 250,000	$ 368,000	$ 1,323,000
*Prior Authorized Balance:	$ -	$ -	$ -	$ -	$ -	$ -
2019-2023 Funding:	$ 218,000	$ 487,000	$ -	$ 250,000	$ 368,000	$ 1,323,000

CAPITAL BUDGET - PROJECT DETAIL	
DEPARTMENT:	Electric
DIVISION:	Electric
FUND:	Electric
PROJECT LOCATION:	Various
PROJECT PRIORITY:	1 - Highest Priority Level Project underway and must be completed
COMPREHENSIVE DEVELOPMENT PLANNING VISION ELEMENT:	Sustainable Community

Charter § 806.1(2) **DESCRIPTION & JUSTIFICATION**:

Planned advance funding accumulated through depreciation to replace essential equipment when necessary.

Please see the attached schedule.

§ 806.1(3) SUMMARY OF PROJECT DATA	
First Year in Program:	Perpetual
Est. Completion Date:	Perpetual
Est. Useful Life (in years):	Various
Est. Total Cost:	$ 1,663,000
Est. Spend @ 12/31/2018 (if underway)[1]:	$ 340,000
% Complete (if underway):	20.4%
Balance to be funded[1]:	$ 1,323,000

[1] For ongoing projects, we must estimate total spent since inception through current year to derive the balance to be funded thereafter.

PROJECT COST BY CATEGORY		
CLASSIFICATION	ACCOUNT NUMBER	AMOUNT
Labor:		$ -
Materials:		$ -
Other Contracts:	5195106.9623	$ 1,323,000
TOTAL PROJECT COST		$ 1,323,000

[2] Council is not required to authorize budget year funding for this portion, but this portion of the project will indeed represent a cash outflow in the budget year and/or "out years."

PROJECT FINANCING BY PLAN YEAR

§ 806.1(3) SOURCE OF FUNDS:	Prior Authorized[2]	Actual Funds Utilized as of 06/30/18	Estimated Expenditures 07/01/18 - 12/31/18	Estimated Authorized Balance[2] 12/31/18	2019	2020	2021	2022	2023	TOTAL 5 Year CIP
CURRENT RESOURCES				$ -	68,400	96,236		73,500	140,489	$ 378,625
CAPITAL RESERVES				$ -						$ -
EQUIPMENT REPLACEMENT	340,000	64,405	275,595	$ -	149,600	390,764		176,500	227,511	$ 944,375
GRANTS (SPECIFY)				$ -						$ -
BOND ISSUES				$ -						$ -
STATE REVOLVING LOAN				$ -						$ -
OTHER (SPECIFY)				$ -						$ -
TOTAL:	$ 340,000	$ 64,405	$ 275,595	$ -	$ 218,000	$ 487,000	$ -	$ 250,000	$ 368,000	$ 1,323,000

§ 806.1(4) ESTIMATED ANNUAL COST OF OPERATING / MAINTAINING PROJECT OR ASSET	OPERATING IMPACT:	2019	2020	2021	2022	2023	TOTAL
	INCREMENTAL COSTS (NET SAVINGS)						$ -

CITY OF NEWARK, DELAWARE
VEHICLE REPLACEMENT PROGRAM SCHEDULE 2019-2023
ELECTRIC UTILITY

VEH NUMB	DESCRIPTION	PURCHASE DATE	PURCHASE PRICE	MILEAGE AS OF 07/31/18	RECOM'D MILEAGE AT REPL	NORMAL YEARS LIFE	NORMAL REPL YEAR	BUDGET REPL YEAR	EQUIPMENT SINKING FUND BASIS	REPLACEMENT COSTS 2019	2020	2021	2022	2023
	STAFF VEHICLES													
103	2018 Dodge Ram 2500, 4x4 Crew Cab	09/07/18	31,676	0	70,000	5	2018	2024	31,676					
116	2008 Ford Focus Sedan	06/06/08	11,281	63,208	60,000	9	2017	2023	11,281					30,000
120	2012 Toyota Camry Hybrid	03/19/12	24,718	12,633	70,000	10	2022	2023	24,718					38,000
	LINE TRUCKS													
100	1997 Int'l 4700 Stake Truck	03/14/97	39,285	57,281	110,000	--	--	--	39,285					
101	2017 Int'l 4300 Bucket Truck	01/13/17	174,983	10,554	75,000	8	2025	2025	174,983					
104	2013 International 7400 Digger	09/21/12	228,003	35,762	75,000	8	2020	2020	228,003		267,000			
105	2006 International 7400 Pole Truck a.	09/01/06	166,920	32,180	65,000	8	2014	2018	166,920					
115	EZ Hauler 4100 Mini Digger Derrick	09/12/08	120,732	--	--	8	2016	2020	120,732		155,000			
122	2017 Int'l 4300 Bucket Truck	01/13/17	197,637	8,804	65,000	8	2025	2025	197,637					
124	2009 Ford F750 Aerial Lift	09/18/09	149,600	49,689	100,000	8	2018	2019	149,600	218,000				
126	2018 Dodge Ram 2500, 4x4 Crew Cab	09/07/18	32,729	113,540	90,000	8	2018	2027	32,729					
130	2013 Ford F750 Aerial Lift	01/14/14	176,500	27,098	75,000	8	2022	2022	176,500				250,000	
147	2015 Ford F750 Bucket Truck	07/31/15	164,100	18,533	75,000	8	2023	2023	164,100					250,000
	PICK-UPS & VANS													
129	2011 Ford 3/4 Ton Utility Body	07/02/10	27,412	36,281	90,000	10	2020	2023	27,412					50,000
132	2008 GMC Sierra 2500 Pickup Truck	10/03/08	20,579	39,174	65,000	10	2018	2020	20,579		35,000			
145	2017 Ford F250 Super Duty Utility Body 4x4	08/11/17	37,552	4,004	65,000	10	2027	2027	37,552					
	OTHER EQUIPMENT													
154	2005 Daewoo 5K Forklift	10/14/05	21,450	--	--	10	2015	2020	21,450		30,000			
155	2008 Komatsu FG45T 10K Fork	11/30/15	24,900	--	--	10	2019	2024	24,900					

TOTAL ELECTRIC UTILITY

	2019	2020	2021	2022	2023
GROSS ACQUISITION COST	**$ 218,000**	**$ 487,000**	**$ -**	**$ 250,000**	**$ 368,000**
LESS: USE OF CAPITAL RESERVES	-	-	-	-	-
LESS: USE OF CURRENT RESOURCES	(68,400)	(96,236)	-	(73,500)	(140,489)
NET EQUIPMENT SINKING FUND TOTAL	**$ 149,600**	**$ 390,764**	**$ -**	**$ 176,500**	**$ 227,511**

a. This vehicle scheduled to be replaced in 2018.

CITY OF NEWARK, DELAWARE
CAPITAL IMPROVEMENTS PROGRAM 2019-2023
(with current year amended budget)

WATER FUND - PUBLIC WORKS AND WATER RESOURCES DEPARTMENT - WATER DIVISION

F U N D I N G S U M M A R Y

	2019	2020	2021	2022	2023	Total 5 Year
New Funding:	$ 2,024,000	$ 2,328,000	$ 2,724,000	$ 3,649,000	$ 1,479,000	$ 12,204,000
*Prior Authorized Balance:	$ 3,100,000	$ -	$ -	$ -	$ -	$ 3,100,000
2019-2023 Funding:	$ 5,124,000	$ 2,328,000	$ 2,724,000	$ 3,649,000	$ 1,479,000	$ 15,304,000

*Prior Authorized Balance includes 2018 carryover funding only.

PROJECT NUMBER	PROJECT NAME	*	2018 BUDGET AS AMENDED	2019 RESERVES AND OTHER FUNDING	2019 CURRENT FUNDING	2019	2020	2021	2022	2023	TOTAL
W1701	Valve Inspection, Exercising and Rehabilitation	D	$ -	$ -	$ 165,000	$ 165,000	$ 125,000	$ 125,000	$ 125,000	$ 125,000	$ 665,000
W1702	Source Water Protection	D	20,000	-	20,000	20,000	20,000	20,000	20,000	25,000	105,000
W1703	Laird Tract Well Field Restoration	D	-	-	-	-	-	-	1,925,000	-	1,925,000
W1601	Backup Generation at Water Facilities	D	82,500	70,000	-	70,000	-	-	-	-	70,000
W1602	Roseville Park Pressure District	B	-	-	-	-	25,000	250,000	-	-	275,000
W1503	Academy Street Interconnection Pump Station	D	-	-	-	-	50,000	500,000	-	-	550,000
W1402	Air Stripper Replacement - South Well Field	D	1,700,000	3,000,000	90,000	3,090,000	-	-	-	-	3,090,000
W1302	Abandon Old Wells	B	-	5,000	-	5,000	40,000	-	-	-	45,000
W1303	Water System Master Plan and Model	D	50,000	-	-	-	-	-	-	-	-
W0503	Well Restoration Program	A	28,000	-	28,000	28,000	58,000	29,000	29,000	29,000	173,000
W0002	Curtis WTP Alt. Disinfection and Facilities Upgrades	B	673,000	-	25,000	25,000	-	-	-	-	25,000
W9302	Water SCADA System	D	200,000	200,000	6,000	206,000	350,000	-	-	-	556,000
W9308	Water Main Replacement Program	D	500,000	1,000,000	30,000	1,030,000	1,000,000	1,000,000	1,000,000	1,250,000	5,280,000
W8605	Water Tank Maintenance	D	700,000	350,000	11,000	361,000	350,000	700,000	500,000	-	1,911,000
WEQSF	Equipment Replacement Program	D	-	85,376	38,624	124,000	310,000	100,000	50,000	50,000	634,000
	Total Water Fund - Water Division		$3,953,500	$4,710,376	$413,624	$ 5,124,000	$ 2,328,000	$ 2,724,000	$ 3,649,000	$ 1,479,000	$ 15,304,000

PLANNED FINANCING SOURCES

GROSS CAPITAL IMPROVEMENTS	$ 3,953,500	$ 4,710,376	$ 413,624	$ 5,124,000	$ 2,328,000	$ 2,724,000	$ 3,649,000	$ 1,479,000	$ 15,304,000
LESS: USE OF RESERVES	(751,000)	(5,000)	-	(5,000)	-	-	-	-	(5,000)
VEHICLE & EQUIPMENT REPLACEMENT	-	(85,376)	-	(85,376)	(213,546)	(59,447)	(37,999)	(19,541)	(415,909)
GRANTS	(82,500)	(70,000)	-	(70,000)	-	-	-	-	(70,000)
BOND ISSUES	-	-	-	-	-	-	-	-	-
STATE REVOLVING LOANS	(3,100,000)	(4,550,000)	-	(4,550,000)	(1,700,000)	(1,700,000)	(3,425,000)	-	(11,375,000)
OTHER FINANCING SOURCES	-	-	-	-	-	-	-	-	-
NET CAPITAL IMPROVEMENTS	$ 20,000	$ -	$ 413,624	$ 413,624	$ 414,454	$ 964,553	$ 186,001	$ 1,459,459	$ 3,438,091

* Justification Codes:
A - Return on Investment
B - Public Safety
C - Community Health
D - Efficiency/Other

PROJECT NO: W1701

PROJECT TITLE: Valve Inspection, Exercising and Rehabilitation

PROJECT STATUS: In Progress (with end date)

*Prior Authorized Balance includes 2018 carryover funding only.

FUNDING SUMMARY:	2019	2020	2021	2022	2023	Total 5 Year
New Funding:	$ 165,000	$ 125,000	$ 125,000	$ 125,000	$ 125,000	$ 665,000
*Prior Authorized Balance:	$ -	$ -	$ -	$ -	$ -	$ -
2019-2023 Funding:	$ 165,000	$ 125,000	$ 125,000	$ 125,000	$ 125,000	$ 665,000

CAPITAL BUDGET - PROJECT DETAIL	
DEPARTMENT:	Public Works & Water Resources
DIVISION:	Water
FUND:	Water
PROJECT LOCATION:	Various
PROJECT PRIORITY:	2 - High Priority Level
Critical need to remediate failing service, prevent failure, or generate savings	
COMPREHENSIVE DEVELOPMENT PLANNING VISION ELEMENT:	Sustainable Community

§ 806.1(3) SUMMARY OF PROJECT DATA	
First Year in Program:	2017
Est. Completion Date:	2023
Est. Useful Life (in years):	100
Est. Total Cost:	$ 665,000
Est. Spend @ 12/31/2018 (if underway)[1]:	$ -
% Complete (if underway):	0.0%
Balance to be funded[1]:	$ 665,000

[1] For ongoing projects, we must estimate total spent since inception through current year to derive the balance to be funded thereafter.

PROJECT COST BY CATEGORY		
CLASSIFICATION	ACCOUNT NUMBER	AMOUNT
Labor:		$ -
Materials:	5295206.9760	$ 219,450
Other Contracts:	5295206.9960	$ 445,550
TOTAL PROJECT COST		$ 665,000

[2] Council is not required to authorize budget year funding for this portion, but this portion of the project will indeed represent a cash outflow in the budget year and/or "out years."

Charter § 806.1(2) DESCRIPTION & JUSTIFICATION:

According to AWWA, "Each valve should be operated through a full cycle and returned to its normal position on a schedule that is designed to prevent a buildup of tuberculation [rust formation in pipes as a result of corrosion] or other deposits that could render the valve inoperable or prevent a tight shutoff. The interval of time between operations of valves in critical locations or valves subjected to severe operating conditions should be shorter than for other less important installations, but can be whatever time period is found to be satisfactory based on local experience. The number of turns required to complete the operation cycle should be recorded and compared with permanent installation records to ensure that full gate travel (i.e., it can be opened and closed) is maintained.

This project proposes to develop a valve exercising program utilizing our GIS database and contract documents in 2019 that would be put out to bid in a multi-year contract with an initial goal of exercising all valves in the system within the first 5 years. During this period we would also re-visit previously exercised valves to attempt to determine the appropriate return interval for service in the coming years. Once the first round of this program is complete, this program can be moved into the operating budget.

It is our current expectation that we should exercise valves no less frequently than every 2 to 3 years but we have spread out the initial round over 5 years because it is our expectation that there will be a higher than normal failure rate resulting in higher than normal replacement costs. Each valve that cannot be successfully excercised will be recommended for replacement. If the valve should fail, the replacement will occur as soon as possible to avoid service disruption. We will revisit this estimate annually during the program as we have more data to support optimization.

PROJECT FINANCING BY PLAN YEAR

§ 806.1(3) SOURCE OF FUNDS:	Prior Authorized[2]	Actual Funds Utilized as of 06/30/18	Estimated Expenditures 07/01/18 - 12/31/18	Estimated Authorized Balance[2] 12/31/18	2019	2020	2021	2022	2023	TOTAL 5 Year CIP
CURRENT RESOURCES				$ -	165,000	125,000	125,000	125,000	125,000	$ 665,000
CAPITAL RESERVES				$ -						$ -
EQUIPMENT REPLACEMENT				$ -						$ -
GRANTS (SPECIFY)				$ -						$ -
BOND ISSUES				$ -						$ -
STATE REVOLVING LOAN				$ -						$ -
OTHER (SPECIFY)				$ -						$ -
TOTAL:	$ -	$ -	$ -	$ -	$ 165,000	$ 125,000	$ 125,000	$ 125,000	$ 125,000	$ 665,000

§ 806.1(4) ESTIMATED ANNUAL COST OF OPERATING / MAINTAINING PROJECT OR ASSET	OPERATING IMPACT:	2019	2020	2021	2022	2023	TOTAL
	INCREMENTAL COSTS (NET SAVINGS)						$ -

PROJECT NO: W1702

PROJECT TITLE: Source Water Protection

PROJECT STATUS: In Progress (with end date)

*Prior Authorized Balance includes 2018 carryover funding only.

FUNDING SUMMARY:	2019	2020	2021	2022	2023	Total 5 Year
New Funding:	$ 20,000	$ 20,000	$ 20,000	$ 20,000	$ 25,000	$ 105,000
*Prior Authorized Balance:	$ -	$ -	$ -	$ -	$ -	$ -
2019-2023 Funding:	$ 20,000	$ 20,000	$ 20,000	$ 20,000	$ 25,000	$ 105,000

CAPITAL BUDGET - PROJECT DETAIL	
DEPARTMENT:	Public Works & Water Resources
DIVISION:	Water
FUND:	Water
PROJECT LOCATION:	White Clay Creek Watershed
PROJECT PRIORITY:	2 - High Priority Level
Critical need to remediate failing service, prevent failure, or generate savings	
COMPREHENSIVE DEVELOPMENT PLANNING VISION ELEMENT:	Healthy & Active Community

§ 806.1(3) SUMMARY OF PROJECT DATA	
First Year in Program:	2017
Est. Completion Date:	Perpetual
Est. Useful Life (in years):	20
Est. Total Cost:	$ 125,000
Est. Spend @ 12/31/2018 (if underway)[1]:	$ 20,000
% Complete (if underway):	16.0%
Balance to be funded[1]:	$ 105,000

[1] For ongoing projects, we must estimate total spent since inception through current year to derive the balance to be funded thereafter.

PROJECT COST BY CATEGORY		
CLASSIFICATION	ACCOUNT NUMBER	AMOUNT
Labor:		$ -
Materials:	5295206.9760	$ 105,000
Other Contracts:		$ -
TOTAL PROJECT COST		$ 105,000

[2] Council is not required to authorize budget year funding for this portion, but this portion of the project will indeed represent a cash outflow in the budget year and/or "out years."

Charter § 806.1(2) DESCRIPTION & JUSTIFICATION:

This project will fund source water protection efforts in the White Clay Creek watershed, upstream from our surface water intake at the Curtis Water Treatment Plant. The goal for these projects is to reduce risk of contamination from both point and non-point source pollution sources. Additionally, projects may also seek to reduce bacterial, nutrient, and sediment loading in the creek which will improve water quality, improving treatment efficiency, while reducing electrical and chemical costs slowly over time. As an added benefit, in addition to Source Water protection, we are also in discussions with DNREC to allow the efforts from these projects to be included in our NPDES Permit compliance reporting, which would benefit the Stormwater Utility.

Previously, projects of this sort have been funded on an ad-hoc basis using operating funding when available. In order to realize a benefit, this will require a long term commitment allowing community partners with leveraging funding a reliable matching funding source. Additionally, the PWWR Department is working with the UD Water Resources Agency and the Nature Conservancy with funding from the William Penn Foundation to develop the Brandywine-Christina Healthy Water Fund (Fund). The goal of this fund is to implement a funding mechanism and science-based investment protocol to restore the Brandywine-Christina watershed to fishable, swimmable, and potable status within 10 years. A water fund is a mechanism for downstream beneficiaries to invest in upstream conservation measures designed to secure freshwater resources – both quality and quantity. Our funding would be leveraged to access other funding sources, multiplying our impact. Moving forward there will be a consistent source of projects, prioritized by their cost effectiveness at achieving the fishable, swimmable, and potable goal. A pilot project for this fund was completed in 2017 and the results have been positive so far. We anticipate another pilot project to be completed in late 2018 to further evaluate the potential benefits of long term participation in the Fund.

For more information on the fund please visit:
http://www.wra.udel.edu/brandywine-christina-healthy-water-fund/

PROJECT FINANCING BY PLAN YEAR

§ 806.1(3) SOURCE OF FUNDS:	Prior Authorized[2]	Actual Funds Utilized as of 06/30/18	Estimated Expenditures 07/01/18 - 12/31/18	Estimated Authorized Balance[2] 12/31/18	2019	2020	2021	2022	2023	TOTAL 5 Year CIP
CURRENT RESOURCES	20,000		20,000	$ -	20,000	20,000	20,000	20,000	25,000	$ 105,000
CAPITAL RESERVES				$ -						$ -
EQUIPMENT REPLACEMENT				$ -						$ -
GRANTS (SPECIFY)				$ -						$ -
BOND ISSUES				$ -						$ -
STATE REVOLVING LOAN				$ -						$ -
OTHER (SPECIFY)				$ -						$ -
TOTAL:	$ 20,000	$ -	$ 20,000	$ -	$ 20,000	$ 20,000	$ 20,000	$ 20,000	$ 25,000	$ 105,000

§ 806.1(4) ESTIMATED ANNUAL COST OF OPERATING / MAINTAINING PROJECT OR ASSET	OPERATING IMPACT:	2019	2020	2021	2022	2023	TOTAL
	INCREMENTAL COSTS (NET SAVINGS)						$ -

PROJECT NO: W1703

PROJECT TITLE: Laird Tract Well Field Restoration

PROJECT STATUS: In Progress (with end date)

*Prior Authorized Balance includes 2018 carryover funding only.

FUNDING SUMMARY:	2019	2020	2021	2022	2023	Total 5 Year
New Funding:	$ -	$ -	$ -	$ 1,925,000	$ -	$ 1,925,000
*Prior Authorized Balance:	$ -	$ -	$ -	$ -	$ -	$ -
2019-2023 Funding:	$ -	$ -	$ -	$ 1,925,000	$ -	$ 1,925,000

CAPITAL BUDGET - PROJECT DETAIL	
DEPARTMENT:	Public Works & Water Resources
DIVISION:	Water
FUND:	Water
PROJECT LOCATION:	Curtis Water Treatment Plant
PROJECT PRIORITY:	2 - High Priority Level
Critical need to remediate failing service, prevent failure, or generate savings	
COMPREHENSIVE DEVELOPMENT PLANNING VISION ELEMENT:	Healthy & Active Community

§ 806.1(3) SUMMARY OF PROJECT DATA	
First Year in Program:	2017
Est. Completion Date:	2023
Est. Useful Life (in years):	20
Est. Total Cost:	$ 1,925,000
Est. Spend @ 12/31/2018 (if underway)[1]:	$ -
% Complete (if underway):	0.0%
Balance to be funded[1]:	$ 1,925,000

[1] For ongoing projects, we must estimate total spent since inception through current year to derive the balance to be funded thereafter.

PROJECT COST BY CATEGORY		
CLASSIFICATION	ACCOUNT NUMBER	AMOUNT
Labor:		$ -
Materials:		$ -
Other Contracts:	5295206.9760	$ 1,925,000
TOTAL PROJECT COST		$ 1,925,000

[2] Council is not required to authorize budget year funding for this portion, but this portion of the project will indeed represent a cash outflow in the budget year and/or "out years."

Charter § 806.1(2) DESCRIPTION & JUSTIFICATION:

REFERENDUM PROJECT

'This project will fund the design and construction of a new drinking water treatment plant or supply configuration changes necessary for the reliable supply for the existing treatment plant, capable of processing the existing public supply wells in the City's Laird Tract Well Field (LTWF). The wells, installed in 1971 (Wells 23 & 25) and 1990 (Well 20 & 21), pumped groundwater directly into the system with no filtration; however, as government regulations were developed and due to the City's commitment to providing high quality drinking water, the Laird well water is no longer adequate for direct distribution. Specifically, the water quality of the wells consists of elevated levels of iron, manganese, and hydrogen sulfide, none of which present a risk to human health but do result in poor aesthetics (i.e. taste, color, odor).

The reintroduction of the LTWF wells would provide the City with up to 1.5 million gallons per day, which becomes more important in times of drought, when we would be able to continue to draw up to 1.5 mgd when our creek passby requirements are not being met and our surface water intake is shut down. Alternatives include additional feeds that would introduce well water to the Newark Reservoir, which can have nutrient problems due to pumping of nutrient rich water from our surface water intake. We anticipate testing and rehabilitating the wells in 2020 along with the design of the collection system upgrades with the full project being constructed in 2021.

The wells located in, or adjacent to, the protected lands of the White Clay Creek State Park provide the City a reliable long-term water supply solution. The parkland surrounding the LTWF is in direct contrast to the City's South Well Field Treatment Plant (SWF) where the land use is predominantly commercial/industrial resulting in higher risk of contamination.

We have submitted an application for funding through the State Revolving Loan Fund based on the successful passage of the 2018 Referendum. We anticipate being eligible for Project Planning Advances and Planning Grants to help offset the costs of planning and design.

PROJECT FINANCING BY PLAN YEAR

§ 806.1(3) SOURCE OF FUNDS:	Prior Authorized[2]	Actual Funds Utilized as of 06/30/18	Estimated Expenditures 07/01/18 - 12/31/18	Estimated Authorized Balance[2] 12/31/18	2019	2020	2021	2022	2023	TOTAL 5 Year CIP
CURRENT RESOURCES				$ -						$ -
CAPITAL RESERVES				$ -						$ -
EQUIPMENT REPLACEMENT				$ -						$ -
GRANTS PPA, DW				$ -						$ -
BOND ISSUES				$ -						$ -
STATE REVOLVING LOAN				$ -				1,925,000		$ 1,925,000
OTHER (SPECIFY)				$ -						$ -
TOTAL:	$ -	$ -	$ -	$ -	$ -	$ -	$ -	$ 1,925,000	$ -	$ 1,925,000

§ 806.1(4) ESTIMATED ANNUAL COST OF OPERATING / MAINTAINING PROJECT OR ASSET	OPERATING IMPACT:	2019	2020	2021	2022	2023	TOTAL
	INCREMENTAL COSTS (NET SAVINGS)						$ -

PROJECT NO:	**W1601**
PROJECT TITLE:	**Backup Generation at Water Facilities**
PROJECT STATUS:	**In Progress (with end date)**

*Prior Authorized Balance includes 2018 carryover funding only.

FUNDING SUMMARY:	2019	2020	2021	2022	2023	Total 5 Year
New Funding:	$ 70,000	$ -	$ -	$ -	$ -	$ 70,000
*Prior Authorized Balance:	$ -	$ -	$ -	$ -	$ -	$ -
2019-2023 Funding:	**$ 70,000**	**$ -**	**$ -**	**$ -**	**$ -**	**$ 70,000**

CAPITAL BUDGET - PROJECT DETAIL	
DEPARTMENT:	Public Works & Water Resources
DIVISION:	Water
FUND:	Water
PROJECT LOCATION:	Well 17 and Northwest Booster
PROJECT PRIORITY:	1 - Highest Priority Level Project underway and must be completed
COMPREHENSIVE DEVELOPMENT PLANNING VISION ELEMENT:	Healthy & Active Community

§ 806.1(3) **SUMMARY OF PROJECT DATA**	
First Year in Program:	2016
Est. Completion Date:	2019
Est. Useful Life (in years):	20
Est. Total Cost:	$ 152,500
Est. Spend @ 12/31/2018 (if underway)[1]:	$ 82,500
% Complete (if underway):	54.1%
Balance to be funded[1]:	$ 70,000

[1] For ongoing projects, we must estimate total spent since inception through current year to derive the balance to be funded thereafter.

PROJECT COST BY CATEGORY		
CLASSIFICATION	**ACCOUNT NUMBER**	**AMOUNT**
Labor:		$ -
Materials:		$ -
Other Contracts:	5295206.9760	$ 70,000
TOTAL PROJECT COST		$ 70,000

[2] Council is not required to authorize budget year funding for this portion, but this portion of the project will indeed represent a cash outflow in the budget year and/or "out years."

Charter § 806.1(2) **DESCRIPTION & JUSTIFICATION**:

We currently have backup generation at the South Well Field Treatment Plant (SWF) which would allow the plant to continue operating during an emergency. Unfortunately, there are only three wells that also have backup generation capability and of those, only one could be used during a widespread power outage due to groundwater contamination. Due to this, the fact that we have backup power at SWF is generally irrelevant and the plant would be basically offline during emergencies. Fortunately, as long as the Curtis Treatment Plant is online and fully operational we can go without SWF if needed, albeit at a higher cost of production and the potential need for water restrictions depending on the time of year.

When this project was originally created, two of our three current high production wells - wells 15 and 17 - lacked backup power. This project originally proposed the installation of generators at each well. The sites will be served by natural gas or diesel generators with a preference toward natural gas, if available. Since the original proposal of the project, we have been able to repurpose an obsolete generator from the old Arbour Park booster station to operate Well 15. The cost was less than $5,000, saving approximately $50,000 from this project.

Total estimated cost for backup power for a well is $70,000 for natural gas or $58,000 for diesel, per location. 2018 will cover engineering and bid preparation for Well 17 and the NW Booster along with the actual construction at the NW Booster. 2019 will cover construction at Well 17.

We have applied for Grant Funding through the FEMA Pre-Disaster Mitigation Grant and we anticipate receiving this funding once we have the specifications written for the NW Booster Installation. If the grant remains open, we will apply for the Well 17 installation.

PROJECT FINANCING BY PLAN YEAR

§ 806.1(3) **SOURCE OF FUNDS:**	Prior Authorized[2]	Actual Funds Utilized as of 06/30/18	Estimated Expenditures 07/01/18 - 12/31/18	Estimated Authorized Balance[2] 12/31/18	2019	2020	2021	2022	2023	TOTAL 5 Year CIP
CURRENT RESOURCES				$ -						$ -
CAPITAL RESERVES				$ -						$ -
EQUIPMENT REPLACEMENT				$ -						$ -
GRANTS FEMA Pre-Disaster Mitigation Grant	82,500		82,500	$ -	70,000					$ 70,000
BOND ISSUES				$ -						$ -
STATE REVOLVING LOAN				$ -						$ -
OTHER (SPECIFY)				$ -						$ -
TOTAL:	**$ 82,500**	**$ -**	**$ 82,500**	**$ -**	**$ 70,000**	**$ -**	**$ -**	**$ -**	**$ -**	**$ 70,000**

§ 806.1(4) **ESTIMATED ANNUAL COST OF OPERATING / MAINTAINING PROJECT OR ASSET**	**OPERATING IMPACT:**	2019	2020	2021	2022	2023	TOTAL
	INCREMENTAL COSTS (NET SAVINGS)						$ -

PROJECT NO: W1602

PROJECT TITLE: Roseville Park Pressure District

PROJECT STATUS: In Progress (with end date)

*Prior Authorized Balance includes 2018 carryover funding only.

FUNDING SUMMARY:	2019	2020	2021	2022	2023	Total 5 Year
New Funding:	$ -	$ 25,000	$ 250,000	$ -	$ -	$ 275,000
*Prior Authorized Balance:	$ -	$ -	$ -	$ -	$ -	$ -
2019-2023 Funding:	$ -	$ 25,000	$ 250,000	$ -	$ -	$ 275,000

CAPITAL BUDGET - PROJECT DETAIL	
DEPARTMENT:	Public Works & Water Resources
DIVISION:	Water
FUND:	Water
PROJECT LOCATION:	Roseville Park and Delaplane Manor
PROJECT PRIORITY:	3 - Medium-High
The City would be taking a calculated risk in the deferral of this item	
COMPREHENSIVE DEVELOPMENT PLANNING VISION ELEMENT:	Sustainable Community

§ 806.1(3) SUMMARY OF PROJECT DATA	
First Year in Program:	2016
Est. Completion Date:	2021
Est. Useful Life (in years):	50
Est. Total Cost:	$ 275,000
Est. Spend @ 12/31/2018 (if underway)[1]:	$ -
% Complete (if underway):	0.0%
Balance to be funded[1]:	$ 275,000

[1] For ongoing projects, we must estimate total spent since inception through current year to derive the balance to be funded thereafter.

PROJECT COST BY CATEGORY		
CLASSIFICATION	ACCOUNT NUMBER	AMOUNT
Labor:		$ -
Materials:		$ -
Other Contracts:	5295206.9760	$ 275,000
TOTAL PROJECT COST		$ 275,000

[2] Council is not required to authorize budget year funding for this portion, but this portion of the project will indeed represent a cash outflow in the budget year and/or "out years."

Charter § 806.1(2) DESCRIPTION & JUSTIFICATION:

The higher elevation areas of Roseville Park and Delaplane Manor subdivisions have very low water pressure and little fire protection water flows, often losing pressure entirely when a hydrant downhill is opened creating potential for backflows and excessive water discoloration. The first year of this project was to investigate alternative solutions with costs to be used to budget for design and construction in 2021 depending on funding availability.

We have identified the best solution which is a booster station that will be located on Laurel Avenue. This solution was more cost effective than the other options while providing a larger improvement to pressures. Due to the piping configuration we believe this installation can be performed using in-house forces. If we determine otherwise once we get further into the design phase the construction cost estimate will have to be revised upward at that time.

PROJECT FINANCING BY PLAN YEAR

§ 806.1(3) SOURCE OF FUNDS:	Prior Authorized[2]	Actual Funds Utilized as of 06/30/18	Estimated Expenditures 07/01/18 - 12/31/18	Estimated Authorized Balance[2] 12/31/18	2019	2020	2021	2022	2023	TOTAL 5 Year CIP
CURRENT RESOURCES				$ -		25,000	250,000			$ 275,000
CAPITAL RESERVES				$ -						$ -
EQUIPMENT REPLACEMENT				$ -						$ -
GRANTS (SPECIFY)				$ -						$ -
BOND ISSUES				$ -						$ -
STATE REVOLVING LOAN				$ -						$ -
OTHER (SPECIFY)				$ -						$ -
TOTAL:	$ -	$ -	$ -	$ -	$ -	$ 25,000	$ 250,000	$ -	$ -	$ 275,000

§ 806.1(4) ESTIMATED ANNUAL COST OF OPERATING / MAINTAINING PROJECT OR ASSET	OPERATING IMPACT:	2019	2020	2021	2022	2023	TOTAL
	INCREMENTAL COSTS (NET SAVINGS)	2,500	2,500	2,500	2,500	2,500	$ 12,500

PROJECT NO:	**W1503**
PROJECT TITLE:	**Academy Street Interconnection Pump Station**
PROJECT STATUS:	**In Progress (with end date)**

*Prior Authorized Balance includes 2018 carryover funding only.

FUNDING SUMMARY:	2019	2020	2021	2022	2023	Total 5 Year
New Funding:	$ -	$ 50,000	$ 500,000	$ -	$ -	$ 550,000
*Prior Authorized Balance:	$ -	$ -	$ -	$ -	$ -	$ -
2019-2023 Funding:	**$ -**	**$ 50,000**	**$ 500,000**	**$ -**	**$ -**	**$ 550,000**

CAPITAL BUDGET - PROJECT DETAIL	
DEPARTMENT:	Public Works & Water Resources
DIVISION:	Water
FUND:	Water
PROJECT LOCATION:	Academy Street and Waterworks Lane
PROJECT PRIORITY:	3 - Medium-High
The City would be taking a calculated risk in the deferral of this item	
COMPREHENSIVE DEVELOPMENT PLANNING VISION ELEMENT:	Sustainable Community

§ 806.1(3) **SUMMARY OF PROJECT DATA**	
First Year in Program:	2015
Est. Completion Date:	2021
Est. Useful Life (in years):	15
Est. Total Cost:	$ 550,000
Est. Spend @ 12/31/2018 (if underway)[1]:	$ -
% Complete (if underway):	0.0%
Balance to be funded[1]:	$ 550,000

[1] For ongoing projects, we must estimate total spent since inception through current year to derive the balance to be funded thereafter.

PROJECT COST BY CATEGORY		
CLASSIFICATION	**ACCOUNT NUMBER**	**AMOUNT**
Labor:		$ -
Materials:	5295206.9760	$ 550,000
Other Contracts:		$ -
TOTAL PROJECT COST		$ 550,000

[2] Council is not required to authorize budget year funding for this portion, but this portion of the project will indeed represent a cash outflow in the budget year and/or "out years."

Charter § 806.1(2) **DESCRIPTION & JUSTIFICATION**:

The City of Newark's drinking water currently comes from one of three sources, the Newark Water Treatment Plant (NWTP), South Well Field (SWF), and interconnections with Suez (formerly United Water) and Artesian Water Companies. If we were to have a long term outage at the NWTP (plant maintenance or failure resulting in NWTP being fully or partially offline for several days), SWF will be unable to keep up with demand, requiring the purchase of water from either Suez or Artesian. NWTP can usually keep up with demand if SWF were to be out of service but may require water purchases if the SWF were to fail during the peak season. In 2014 we had to purchase water from United during the NWTP filter rehab project and experienced a failure of the 2.0 MGD pump, requiring significant repairs.

Our interconnection with Suez, located at the intersection of Academy Street and Waterworks Lane, is the existing interconnection location best suited to serve as the backup supply for the NWTP. The existing station has three pumps which produce 1.0, 1.5 and 2.0 million gallons per day, located in the basement of the old brick building. The pumps and building at this location are in exceedingly poor condition and will require significant repairs and possibly complete replacement if we are to rely on them for backup water service long term. This project scope has been modified in 2017 and beyond due to the relocation of the interconnection because of a relocation of the Suez water interconnection location to the south side of the railroad tracks due to the construction of the new Train Station. The new location features standpipes and valves to which we will connect a portable pump on a temporary basis if the need for water purchases arises. We have an on-call availability agreement with Godwin Pumps to be able to have this interconnection up and running within 24 hours. The planning for the out years contemplates a permanent building and pumps or self contained pump package similar to recent upgrades at the Northwest Booster Station and the Arbour Park Booster Station.

PROJECT FINANCING BY PLAN YEAR

§ 806.1(3) **SOURCE OF FUNDS:**	**Prior Authorized[2]**	**Actual Funds Utilized as of 06/30/18**	**Estimated Expenditures 07/01/18 - 12/31/18**	**Estimated Authorized Balance[2] 12/31/18**	**2019**	**2020**	**2021**	**2022**	**2023**	**TOTAL 5 Year CIP**
CURRENT RESOURCES				$ -		50,000	500,000			$ 550,000
CAPITAL RESERVES				$ -						$ -
EQUIPMENT REPLACEMENT				$ -						$ -
GRANTS (SPECIFY)				$ -						$ -
BOND ISSUES				$ -						$ -
STATE REVOLVING LOAN				$ -						$ -
OTHER (SPECIFY)				$ -						$ -
TOTAL:	**$ -**	**$ -**	**$ -**	**$ -**	**$ -**	**$ 50,000**	**$ 500,000**	**$ -**	**$ -**	**$ 550,000**

§ 806.1(4) **ESTIMATED ANNUAL COST OF OPERATING / MAINTAINING PROJECT OR ASSET**	**OPERATING IMPACT:**	**2019**	**2020**	**2021**	**2022**	**2023**	**TOTAL**
	INCREMENTAL COSTS (NET SAVINGS)						$ -

PROJECT NO: W1402

PROJECT TITLE: Air Stripper Replacement - South Well Field

PROJECT STATUS: In Progress (with end date)

*Prior Authorized Balance includes 2018 carryover funding only.

FUNDING SUMMARY:	2019	2020	2021	2022	2023	Total 5 Year
New Funding:	$ 1,040,000	$ -	$ -	$ -	$ -	$ 1,040,000
*Prior Authorized Balance:	$ 2,050,000	$ -	$ -	$ -	$ -	$ 2,050,000
2019-2023 Funding:	$ 3,090,000	$ -	$ -	$ -	$ -	$ 3,090,000

CAPITAL BUDGET - PROJECT DETAIL	
DEPARTMENT:	Public Works & Water Resources
DIVISION:	Water
FUND:	Water
PROJECT LOCATION:	South Well Field Treatment Plant
PROJECT PRIORITY:	2 - High Priority Level
Critical need to remediate failing service, prevent failure, or generate savings	
COMPREHENSIVE DEVELOPMENT PLANNING VISION ELEMENT:	Sustainable Community

§ 806.1(3) SUMMARY OF PROJECT DATA	
First Year in Program:	2014
Est. Completion Date:	2019
Est. Useful Life (in years):	15
Est. Total Cost:	$ 3,100,306
Est. Spend @ 12/31/2018 (if underway)[1]:	$ 10,306
% Complete (if underway):	0.3%
Balance to be funded[1]:	$ 3,090,000

[1] For ongoing projects, we must estimate total spent since inception through current year to derive the balance to be funded thereafter.

PROJECT COST BY CATEGORY		
CLASSIFICATION	ACCOUNT NUMBER	AMOUNT
Labor:		$ -
Materials:		$ -
Other Contracts:	5295206.9740	$ 3,090,000
TOTAL PROJECT COST		$ 3,090,000

[2] Council is not required to authorize budget year funding for this portion, but this portion of the project will indeed represent a cash outflow in the budget year and/or "out years."

Charter § 806.1(2) DESCRIPTION & JUSTIFICATION:

REFERENDUM PROJECT

The current air stripper has been in service for approximately 15 years running 24/7 and is likely nearing the end of it's service life. The system is very difficult to maintain due to its location on top of the raw water tank. Although effective at removing the harmful contaminents in the groundwater, it is unable to adequately treat all of the available source water (wells 14r and 16) resulting in these wells sitting idle. Furthermore, because there is no redundency in the treatment process if the air stripper were to fail the South Well Field Treatment Plant (which accounts to roughly 40% of the City's water production) would need to be shut down.

The 2018 Referendum included this project to utilize the State Revolving Loan in order to complete the design and construction. As part of the planning process for the referendum, our consultant, AECOM, reviewed the process upgrades necessary and has recommended several new configuation possibilities at the SWFTP that would incorporate the air stripping requirements as well as removal or rehabilitation of the lead-coated storage tanks at the site.

Due to the current rehabilitation at our Curtis Water Treatment Plant, we anticipate the design and bidding to be completed in 2019 and construction beginning in early 2020.

Funds were deauthorized in year 2019 from Capital Project W8605 in the amount of $350,000, in order to partially fund Capital Project W1402 in 2019.

$90,000 was added in 2019 in order to recognize the capitalized interest payments for debt service for the State Revolving Loan.

PROJECT FINANCING BY PLAN YEAR

§ 806.1(3) SOURCE OF FUNDS:	Prior Authorized[2]	Actual Funds Utilized as of 06/30/18	Estimated Expenditures 07/01/18 - 12/31/18	Estimated Authorized Balance[2] 12/31/18	2019	2020	2021	2022	2023	TOTAL 5 Year CIP
CURRENT RESOURCES				$ -	90,000					$ 90,000
CAPITAL RESERVES	10,306	10,306		$ -						$ -
EQUIPMENT REPLACEMENT				$ -						$ -
GRANTS (SPECIFY)				$ -						$ -
BOND ISSUES				$ -						$ -
STATE REVOLVING LOAN	1,700,000			$ 1,700,000	3,000,000					$ 3,000,000
OTHER (SPECIFY)				$ -						$ -
TOTAL:	$ 1,710,306	$ 10,306	$ -	$ 1,700,000	$ 3,090,000	$ -	$ -	$ -	$ -	$ 3,090,000

§ 806.1(4) ESTIMATED ANNUAL COST OF OPERATING / MAINTAINING PROJECT OR ASSET	OPERATING IMPACT:	2019	2020	2021	2022	2023	TOTAL
	INCREMENTAL COSTS (NET SAVINGS)						$ -

PROJECT NO: W1302

PROJECT TITLE: Abandon Old Wells

PROJECT STATUS: In Progress (with end date)

*Prior Authorized Balance includes 2018 carryover funding only.

FUNDING SUMMARY:	2019	2020	2021	2022	2023	Total 5 Year
New Funding:	$ 5,000	$ 40,000	$ -	$ -	$ -	$ 45,000
*Prior Authorized Balance:	$ -	$ -	$ -	$ -	$ -	$ -
2019-2023 Funding:	$ 5,000	$ 40,000	$ -	$ -	$ -	$ 45,000

CAPITAL BUDGET - PROJECT DETAIL	
DEPARTMENT:	Public Works & Water Resources
DIVISION:	Water
FUND:	Water
PROJECT LOCATION:	Various
PROJECT PRIORITY:	3 - Medium-High
The City would be taking a calculated risk in the deferral of this item	
COMPREHENSIVE DEVELOPMENT PLANNING VISION ELEMENT:	Sustainable Community

Charter § 806.1(2) **DESCRIPTION & JUSTIFICATION**:

The Water Department has over time developed various well fields that are no longer in use. In several cases the well head and associated piping including the well itself are still on site and subject to vandalism and possible contamination of the aquifer. This project will allow us to seal the old wells and deactivate the sites. Wells that we will be considering for closure include those associated with the City of Newark's North Well Field at Lewis Park. Any work will be done in coordination with the DNREC Division of Water, Water Supply Section to obtain authorized abandonment permits and reports.

§ 806.1(3) SUMMARY OF PROJECT DATA	
First Year in Program:	2013
Est. Completion Date:	2020
Est. Useful Life (in years):	Various
Est. Total Cost:	$ 46,718
Est. Spend @ 12/31/2018 (if underway)[1]:	$ 1,718
% Complete (if underway):	3.7%
Balance to be funded[1]:	$ 45,000

[1] For ongoing projects, we must estimate total spent since inception through current year to derive the balance to be funded thereafter.

PROJECT COST BY CATEGORY		
CLASSIFICATION	ACCOUNT NUMBER	AMOUNT
Labor:		$ -
Materials:	5295206.9760	$ 45,000
Other Contracts:		$ -
TOTAL PROJECT COST		$ 45,000

[2] Council is not required to authorize budget year funding for this portion, but this portion of the project will indeed represent a cash outflow in the budget year and/or "out years."

PROJECT FINANCING BY PLAN YEAR

§ 806.1(3) SOURCE OF FUNDS:	Prior Authorized[2]	Actual Funds Utilized as of 06/30/18	Estimated Expenditures 07/01/18 - 12/31/18	Estimated Authorized Balance[2] 12/31/18	2019	2020	2021	2022	2023	TOTAL 5 Year CIP
CURRENT RESOURCES				$ -		40,000				$ 40,000
CAPITAL RESERVES	1,718	1,718		$ -	5,000					$ 5,000
EQUIPMENT REPLACEMENT				$ -						$ -
GRANTS (SPECIFY)				$ -						$ -
BOND ISSUES				$ -						$ -
STATE REVOLVING LOAN				$ -						$ -
OTHER (SPECIFY)				$ -						$ -
TOTAL:	$ 1,718	$ 1,718	$ -	$ -	$ 5,000	$ 40,000	$ -	$ -	$ -	$ 45,000

§ 806.1(4) ESTIMATED ANNUAL COST OF OPERATING / MAINTAINING PROJECT OR ASSET	OPERATING IMPACT:	2019	2020	2021	2022	2023	TOTAL
	INCREMENTAL COSTS (NET SAVINGS)						$ -

PROJECT NO: W0503

PROJECT TITLE: Well Restoration Program

PROJECT STATUS: Reoccurring (with no end date)

*Prior Authorized Balance includes 2018 carryover funding only.

FUNDING SUMMARY:	2019	2020	2021	2022	2023	Total 5 Year
New Funding:	$ 28,000	$ 58,000	$ 29,000	$ 29,000	$ 29,000	$ 173,000
*Prior Authorized Balance:	$ -	$ -	$ -	$ -	$ -	$ -
2019-2023 Funding:	$ 28,000	$ 58,000	$ 29,000	$ 29,000	$ 29,000	$ 173,000

CAPITAL BUDGET - PROJECT DETAIL	
DEPARTMENT:	Public Works & Water Resources
DIVISION:	Water
FUND:	Water
PROJECT LOCATION:	Various
PROJECT PRIORITY:	1 - Highest Priority Level Project underway and must be completed
COMPREHENSIVE DEVELOPMENT PLANNING VISION ELEMENT:	Sustainable Community

§ 806.1(3) SUMMARY OF PROJECT DATA	
First Year in Program:	2005
Est. Completion Date:	Perpetual
Est. Useful Life (in years):	0
Est. Total Cost:	$ 221,576
Est. Spend @ 12/31/2018 (if underway)[1]:	$ 48,576
% Complete (if underway):	21.9%
Balance to be funded[1]:	$ 173,000

[1] For ongoing projects, we must estimate total spent since inception through current year to derive the balance to be funded thereafter.

PROJECT COST BY CATEGORY		
CLASSIFICATION	ACCOUNT NUMBER	AMOUNT
Labor:		$ -
Materials:	5295206.9760	$ 173,000
Other Contracts:		$ -
TOTAL PROJECT COST		$ 173,000

[2] Council is not required to authorize budget year funding for this portion, but this portion of the project will indeed represent a cash outflow in the budget year and/or "out years."

Charter § 806.1(2) **DESCRIPTION & JUSTIFICATION**:

Restore / Redevelop Wells 11, 12, 13, 14, 15, 16, 17, 20, 23, 25 as needed in anticipation of routine maintenance and rehabilitation.

PROJECT FINANCING BY PLAN YEAR

§ 806.1(3) SOURCE OF FUNDS:	Prior Authorized[2]	Actual Funds Utilized as of 06/30/18	Estimated Expenditures 07/01/18 - 12/31/18	Estimated Authorized Balance[2] 12/31/18	2019	2020	2021	2022	2023	TOTAL 5 Year CIP
CURRENT RESOURCES				$ -	28,000	58,000	29,000	29,000	29,000	$ 173,000
CAPITAL RESERVES	48,576		48,576	$ -						$ -
EQUIPMENT REPLACEMENT				$ -						$ -
GRANTS (SPECIFY)				$ -						$ -
BOND ISSUES				$ -						$ -
STATE REVOLVING LOAN				$ -						$ -
OTHER (SPECIFY)				$ -						$ -
TOTAL:	$ 48,576	$ -	$ 48,576	$ -	$ 28,000	$ 58,000	$ 29,000	$ 29,000	$ 29,000	$ 173,000

§ 806.1(4) ESTIMATED ANNUAL COST OF OPERATING / MAINTAINING PROJECT OR ASSET	OPERATING IMPACT:	2019	2020	2021	2022	2023	TOTAL
	INCREMENTAL COSTS (NET SAVINGS)						$ -

PROJECT NO: W0002

PROJECT TITLE: Curtis WTP Alternative Disinfection and Facilities Upgrades

PROJECT STATUS: In Progress (with end date)

*Prior Authorized Balance includes 2018 carryover funding only.

FUNDING SUMMARY:	2019	2020	2021	2022	2023	Total 5 Year
New Funding:	$ 25,000	$ -	$ -	$ -	$ -	$ 25,000
*Prior Authorized Balance:	$ -	$ -	$ -	$ -	$ -	$ -
2019-2023 Funding:	$ 25,000	$ -	$ -	$ -	$ -	$ 25,000

CAPITAL BUDGET - PROJECT DETAIL	
DEPARTMENT:	Public Works & Water Resources
DIVISION:	Water
FUND:	Water
PROJECT LOCATION:	Curtis Water Treatment Plant
PROJECT PRIORITY:	1 - Highest Priority Level Project underway and must be completed
COMPREHENSIVE DEVELOPMENT PLANNING VISION ELEMENT:	Sustainable Community

§ 806.1(3) SUMMARY OF PROJECT DATA	
First Year in Program:	2015
Est. Completion Date:	2019
Est. Useful Life (in years):	20
Est. Total Cost:	$ 1,242,089
Est. Spend @ 12/31/2018 (if underway)[1]:	$ 1,217,089
% Complete (if underway):	98.0%
Balance to be funded[1]:	$ 25,000

[1] For ongoing projects, we must estimate total spent since inception through current year to derive the balance to be funded thereafter.

PROJECT COST BY CATEGORY		
CLASSIFICATION	ACCOUNT NUMBER	AMOUNT
Labor:		$ -
Materials:	5295206.9740	$ 25,000
Other Contracts:		$ -
TOTAL PROJECT COST		$ 25,000

[2] Council is not required to authorize budget year funding for this portion, but this portion of the project will indeed represent a cash outflow in the budget year and/or "out years."

Charter § 806.1(2) DESCRIPTION & JUSTIFICATION:

This project will provide alternative disinfection equipment at the Curtis Water Treatment Plant (CWTP). The gaseous chlorine that we currently use is subject to increasing regulatory action. We plan to replace the gaseous chlorine with bulk sodium hypochlorite with a system similar to what is in use at the South Well Field Treatment Plant. As part of our study to select an appropriate replacement for gaseous chlorine we investigated the need for building upgrades and identified a variety of necessary rehabilitation work including roof and siding replacement, insulation replacement, ventilation upgrades, and interior layout changes.

Work has commenced on this project as of August 2018. We anticipate the majority of the work to be completed by Spring 2019. We have added $25,000 in 2019 funding to cover any incidentals that will inevitably arise on a $2mm project.

PROJECT FINANCING BY PLAN YEAR

§ 806.1(3) SOURCE OF FUNDS:	Prior Authorized[2]	Actual Funds Utilized as of 06/30/18	Estimated Expenditures 07/01/18 - 12/31/18	Estimated Authorized Balance[2] 12/31/18	2019	2020	2021	2022	2023	TOTAL 5 Year CIP
CURRENT RESOURCES				$ -	25,000					$ 25,000
CAPITAL RESERVES	1,217,089	170,820	1,046,269	$ -						$ -
EQUIPMENT REPLACEMENT				$ -						$ -
GRANTS (SPECIFY)				$ -						$ -
BOND ISSUES				$ -						$ -
STATE REVOLVING LOAN				$ -						$ -
OTHER (SPECIFY)				$ -						$ -
TOTAL:	$ 1,217,089	$ 170,820	$ 1,046,269	$ -	$ 25,000	$ -	$ -	$ -	$ -	$ 25,000

§ 806.1(4) ESTIMATED ANNUAL COST OF OPERATING / MAINTAINING PROJECT OR ASSET	OPERATING IMPACT:	2019	2020	2021	2022	2023	TOTAL
	INCREMENTAL COSTS (NET SAVINGS)						$ -

PROJECT NO: W9302

PROJECT TITLE: Water SCADA System

PROJECT STATUS: In Progress (with end date)

*Prior Authorized Balance includes 2018 carryover funding only.

FUNDING SUMMARY:	2019	2020	2021	2022	2023	Total 5 Year
New Funding:	$ 6,000	$ 350,000	$ -	$ -	$ -	$ 356,000
*Prior Authorized Balance:	$ 200,000	$ -	$ -	$ -	$ -	$ 200,000
2019-2023 Funding:	**$ 206,000**	**$ 350,000**	**$ -**	**$ -**	**$ -**	**$ 556,000**

CAPITAL BUDGET - PROJECT DETAIL	
DEPARTMENT:	Public Works & Water Resources
DIVISION:	Water
FUND:	Water
PROJECT LOCATION:	Various
PROJECT PRIORITY:	2 - High Priority Level
Critical need to remediate failing service, prevent failure, or generate savings	
COMPREHENSIVE DEVELOPMENT PLANNING VISION ELEMENT:	Sustainable Community

§ 806.1(3) SUMMARY OF PROJECT DATA	
First Year in Program:	1993
Est. Completion Date:	2020
Est. Useful Life (in years):	15
Est. Total Cost:	$ 623,505
Est. Spend @ 12/31/2018 (if underway)[1]:	$ 67,505
% Complete (if underway):	10.8%
Balance to be funded[1]:	$ 556,000

[1] For ongoing projects, we must estimate total spent since inception through current year to derive the balance to be funded thereafter.

PROJECT COST BY CATEGORY		
CLASSIFICATION	ACCOUNT NUMBER	AMOUNT
Labor:		$ -
Materials:		$ -
Other Contracts:	5295206.9760	$ 556,000
TOTAL PROJECT COST		$ 556,000

[2] Council is not required to authorize budget year funding for this portion, but this portion of the project will indeed represent a cash outflow in the budget year and/or "out years."

Charter § 806.1(2) DESCRIPTION & JUSTIFICATION:

REFERENDUM PROJECT

Development of a SCADA System for the PWWR Department will allow us to more efficiently and effectively manage and monitor the utilities. We currently have four water plant operator positions that work three shifts per day, every day of the year. With a SCADA System, we will significantly reduce the need to drive to each facility at least once per shift. This will also free up time for the operators to perform routine preventative maintenance tasks that are currently either contracted out or not completed at all. Management staff will also be able to monitor system data and performance to assist the planning of capital spending and recommend operational efficiencies.

After a thorough search, the City in 2016 selected a new integrator experienced in the water and wastewater industry to provide a turn-key product. Our integrator, ACS, is currently working on the implementation of all of the water facilities, including assisting in the rehabilitation of the Curtis Water Treatment Plant.

$6,000 was added in 2019 in order to recognize the capitalized interest payments for debt service for the State Revolving Loan.

PROJECT FINANCING BY PLAN YEAR

§ 806.1(3) SOURCE OF FUNDS:	Prior Authorized[2]	Actual Funds Utilized as of 06/30/18	Estimated Expenditures 07/01/18 - 12/31/18	Estimated Authorized Balance[2] 12/31/18	2019	2020	2021	2022	2023	TOTAL 5 Year CIP
CURRENT RESOURCES				$ -	6,000					$ 6,000
CAPITAL RESERVES	67,505	52,235	15,270	$ -						$ -
EQUIPMENT REPLACEMENT				$ -						$ -
GRANTS (SPECIFY)				$ -						$ -
BOND ISSUES				$ -						$ -
STATE REVOLVING LOAN	200,000			$ 200,000	200,000	350,000				$ 550,000
OTHER (SPECIFY)				$ -						$ -
TOTAL:	**$ 267,505**	**$ 52,235**	**$ 15,270**	**$ 200,000**	**$ 206,000**	**$ 350,000**	**$ -**	**$ -**	**$ -**	**$ 556,000**

§ 806.1(4) ESTIMATED ANNUAL COST OF OPERATING / MAINTAINING PROJECT OR ASSET	OPERATING IMPACT:	2019	2020	2021	2022	2023	TOTAL
	INCREMENTAL COSTS (NET SAVINGS)	1,500	1,500	1,500	1,500	1,500	$ 7,500

PROJECT NO: W9308

PROJECT TITLE: Water Main Replacement Program

PROJECT STATUS: Reoccurring (with no end date)

*Prior Authorized Balance includes 2018 carryover funding only.

FUNDING SUMMARY:	2019	2020	2021	2022	2023	Total 5 Year
New Funding:	$ 530,000	$ 1,000,000	$ 1,000,000	$ 1,000,000	$ 1,250,000	$ 4,780,000
*Prior Authorized Balance:	$ 500,000	$ -	$ -	$ -	$ -	$ 500,000
2019-2023 Funding:	**$ 1,030,000**	**$ 1,000,000**	**$ 1,000,000**	**$ 1,000,000**	**$ 1,250,000**	**$ 5,280,000**

CAPITAL BUDGET - PROJECT DETAIL	
DEPARTMENT:	Public Works & Water Resources
DIVISION:	Water
FUND:	Water
PROJECT LOCATION:	Various
PROJECT PRIORITY:	1 - Highest Priority Level Project underway and must be completed
COMPREHENSIVE DEVELOPMENT PLANNING VISION ELEMENT:	Sustainable Community

§ 806.1(3) SUMMARY OF PROJECT DATA	
First Year in Program:	1993
Est. Completion Date:	Perpetual
Est. Useful Life (in years):	75+
Est. Total Cost:	$ 5,357,407
Est. Spend @ 12/31/2018 (if underway)[1]:	$ 77,407
% Complete (if underway):	1.4%
Balance to be funded[1]:	$ 5,280,000

[1] For ongoing projects, we must estimate total spent since inception through current year to derive the balance to be funded thereafter.

PROJECT COST BY CATEGORY		
CLASSIFICATION	ACCOUNT NUMBER	AMOUNT
Labor:		$ -
Materials:		$ -
Other Contracts:	5295206.9760	$ 5,280,000
TOTAL PROJECT COST		$ 5,280,000

[2] Council is not required to authorize budget year funding for this portion, but this portion of the project will indeed represent a cash outflow in the budget year and/or "out years."

Charter § 806.1(2) DESCRIPTION & JUSTIFICATION:

REFERENDUM PROJECT

Ductile and cast iron water mains have an expected lifespan of between 75 and 100 years and make up over 95% of our distribution network. There are a large number of mains in Newark's system that are either approaching the end of their expected lifespan or have experienced a higher than normal rate of failure (main breaks). In order to properly replace mains with a 100 year lifespan, we should be replacing 1% per year, assuming an even distribution of pipe age. Current year pricing for replacement of 6" water main was $240 per foot which means that in order to sustainably manage our distribution network, we should be spending a minimum of $1,500,000 per year.

This project involves either replacing mains or lining the interior to minimize main breaks, improve water quality, and improve fire flow. In 2017 we completed replacement of the water main along East Park Place from South Chapel to Manuel Street and replacement of the main on Dallam Road from Old Oak to Bent Lane. In 2018, we did not complete a project as funding was not available prior to passage of the 2018 Referendum. In 2019, using State revolving Loan Funds, we intend to complete the portion of East Park Place from Manuel to Academt Street and replace the water main along Wilson Road and upgrade an undersized pipe along West Main Street. Exhibits are attached to this CIP sheet.

We also intend to initiate the evaluation of several conditions assessment technologies to help guide the decision process for the segments to address in the out-years.

$30,000 was added in 2019 in order to recognize the capitalized interest payments for debt service for the State Revolving Loan.

PROJECT FINANCING BY PLAN YEAR

§ 806.1(3) SOURCE OF FUNDS:	Prior Authorized[2]	Actual Funds Utilized as of 06/30/18	Estimated Expenditures 07/01/18 - 12/31/18	Estimated Authorized Balance[2] 12/31/18	2019	2020	2021	2022	2023	TOTAL 5 Year CIP
CURRENT RESOURCES				$ -	30,000				1,250,000	$ 1,280,000
CAPITAL RESERVES	77,407	70,236	7,171	$ -						$ -
EQUIPMENT REPLACEMENT				$ -						$ -
GRANTS (SPECIFY)				$ -						$ -
BOND ISSUES				$ -						$ -
STATE REVOLVING LOAN	500,000			$ 500,000	1,000,000	1,000,000	1,000,000	1,000,000		$ 4,000,000
OTHER (SPECIFY)				$ -						$ -
TOTAL:	**$ 577,407**	**$ 70,236**	**$ 7,171**	**$ 500,000**	**$ 1,030,000**	**$ 1,000,000**	**$ 1,000,000**	**$ 1,000,000**	**$ 1,250,000**	**$ 5,280,000**

§ 806.1(4) ESTIMATED ANNUAL COST OF OPERATING / MAINTAINING PROJECT OR ASSET	OPERATING IMPACT:	2019	2020	2021	2022	2023	TOTAL
	INCREMENTAL COSTS (NET SAVINGS)						$ -

W9308: Water Main Replacement Program
Supporting Documentation - Page 1
East Park Place

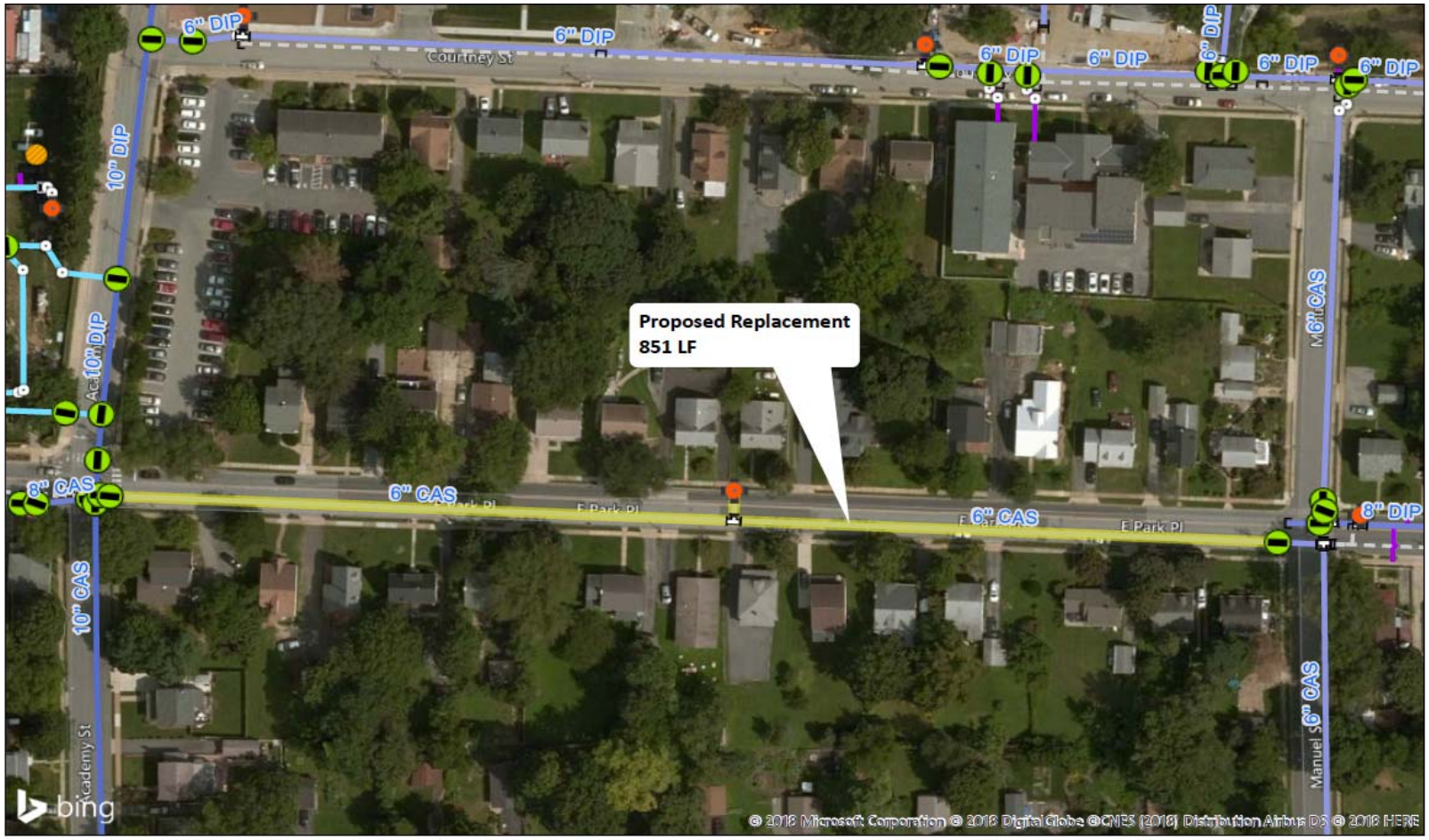

CITY OF NEWARK
DELAWARE

W9308
2019 Proposed Water Main Replacement

August 2018

East Park Place

LEGEND

System Valve
- Opened

Hydrant
- In Service

Network Structure
- Other

Fitting
- Bend
- Tee
- Cap
- Reducer
- Cross

Water Main to be Replaced

Water Lateral

Abandoned Line

Water Main (Diameter, Owned By)
- 6", City of Newark
- 8", City of Newark
- 10", City of Newark
- All sizes, Private or Unknown

N W E S

0 70 140 Feet

NEWARK DELAWARE
Committed to Service Excellence

W9308: Water Main Replacement Program
Supporting Documentation - Page 2
Wilson Road

CITY OF NEWARK
DELAWARE

W9308
2019 Proposed Water Main Replacement

August 2018

Wilson Road

LEGEND

Control Valve
- Blowoff

Hydrant
- In Service

System Valve
- Closed
- Opened

Water Main to be Replaced

Water Main (Diameter, Owned By)
- Under 4", City of Newark
- 6", City of Newark

N
W E
S

0 120 240 Feet

NEWARK DELAWARE
Committed to Service Excellence

W9308: Water Main Replacement Program
Supporting Documentation - Page 3
West Main Street

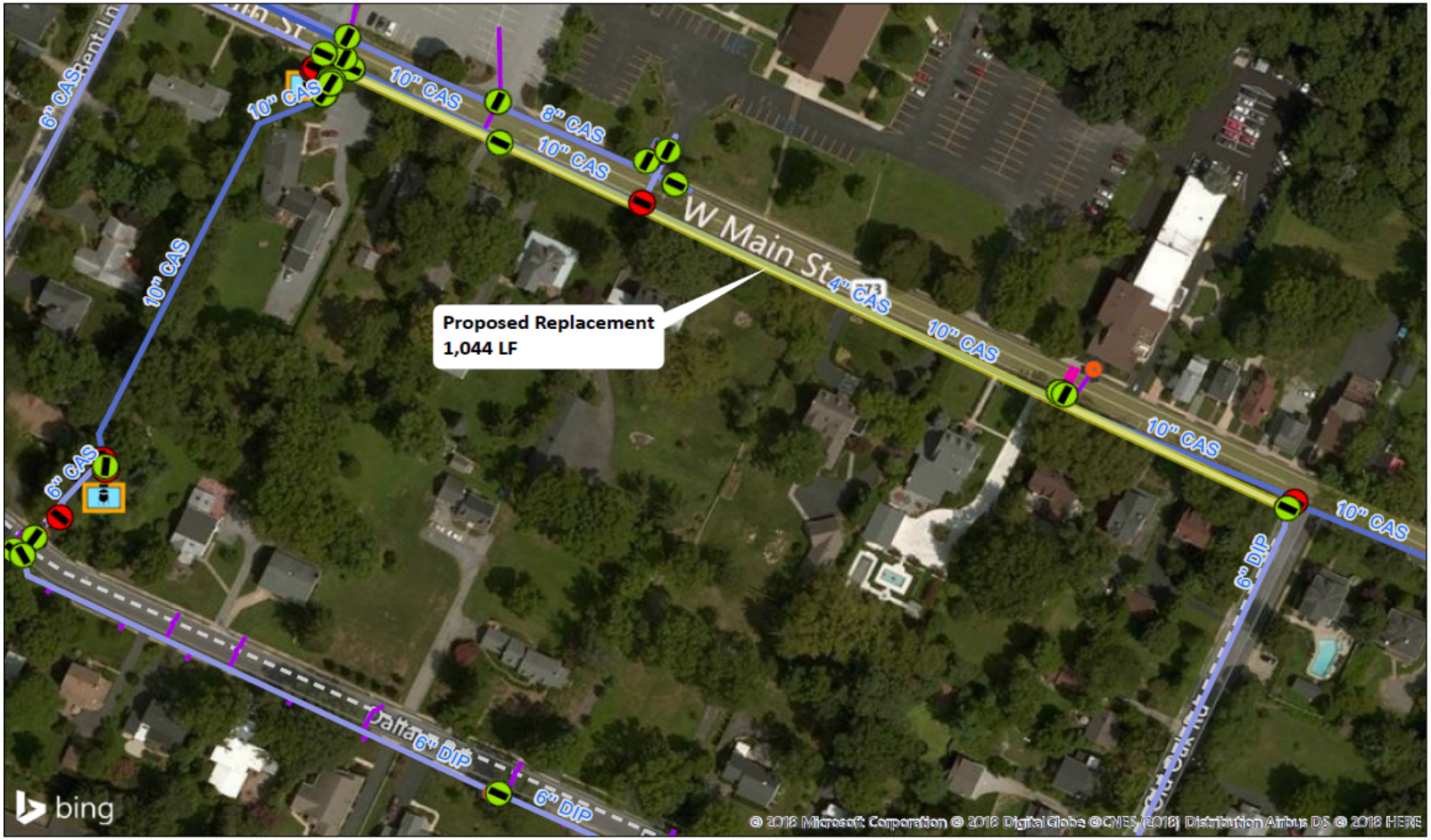

CITY OF NEWARK
DELAWARE

W9308
2019 Proposed Water Main Replacement

August 2018

West Main Street (4" Water Main)

LEGEND

System Valve
- Closed
- Opened

Hydrant
- In Service

Network Structure
- Tower
- Water Main to be Replaced
- Water Lateral
- Abandoned Line

Water Main (Diameter, Owned By)
- 4", City of Newark
- 6", City of Newark
- 8", City of Newark
- 10", City of Newark
- 12", City of Newark
- Unknown, City of Newark

N W E S

0 95 190 Feet

NEWARK DELAWARE
Committed to Service Excellence

PROJECT NO: W8605

PROJECT TITLE: Water Tank Maintenance

PROJECT STATUS: Reoccurring (with no end date)

*Prior Authorized Balance includes 2018 carryover funding only.

FUNDING SUMMARY:	2019	2020	2021	2022	2023	Total 5 Year
New Funding:	$ 11,000	$ 350,000	$ 700,000	$ 500,000	$ -	$ 1,561,000
*Prior Authorized Balance:	$ 350,000	$ -	$ -	$ -	$ -	$ 350,000
2019-2023 Funding:	**$ 361,000**	**$ 350,000**	**$ 700,000**	**$ 500,000**	**$ -**	**$ 1,911,000**

CAPITAL BUDGET - PROJECT DETAIL	
DEPARTMENT:	Public Works & Water Resources
DIVISION:	Water
FUND:	Water
PROJECT LOCATION:	Various
PROJECT PRIORITY:	2 - High Priority Level
Critical need to remediate failing service, prevent failure, or generate savings	
COMPREHENSIVE DEVELOPMENT PLANNING VISION ELEMENT:	Sustainable Community

§ 806.1(3) SUMMARY OF PROJECT DATA	
First Year in Program:	1986
Est. Completion Date:	Perpetual
Est. Useful Life (in years):	15
Est. Total Cost:	$ 1,932,763
Est. Spend @ 12/31/2018 (if underway)[1]:	$ 21,763
% Complete (if underway):	1.1%
Balance to be funded[1]:	$ 1,911,000

[1] For ongoing projects, we must estimate total spent since inception through current year to derive the balance to be funded thereafter.

PROJECT COST BY CATEGORY		
CLASSIFICATION	ACCOUNT NUMBER	AMOUNT
Labor:		$ -
Materials:		$ -
Other Contracts:	5295206.9760	$ 1,911,000
TOTAL PROJECT COST		$ 1,911,000

[2] Council is not required to authorize budget year funding for this portion, but this portion of the project will indeed represent a cash outflow in the budget year and/or "out years."

Charter § 806.1(2) DESCRIPTION & JUSTIFICATION:

"REFERENDUM PROJECT This project will continue the evaluation and rehabilitation of our water tanks in various locations throughout the City. Water Tank surface coatings generally last 15 years. Several of our tanks have lead present in the existing coatings. Lead removal will be required at the next scheduled painting and additional funding has been included to account for additional testing, notification, specification and contract document updates, and safety precautions.

The current painting schedule is:

2019-2023 CIP

2019 - South Well Field raw and finished water tanks (each 500,000 gallon ground tanks) - Lead present in current coating. $300,000 each, need to be completed simultaneously because the treatment plant will have to be taken offline during blasting and painting. May require water purchases during painting so we have included $100,000 to cover this cost. Last painted in 2003. Funding was authorized in 2018 Budget to be part of SRL Funding resulting from the passage of the 2018 Referendum. In order to line up with the CWTP Upgrades, this funding will carry forward until project can be completed.
2020 - Arbour Park Tank (500,000 gallon ground tank) - Lead present in current coating. $350,000, last painted in 2003
2021 - Dallam Road Tank (565,000 gallon ground tank) - Lead present in current coating. $350,000, last painted in 2003
2021 - Nottingham Road (West Main) Tank (220,000 gallon ground tank) -Lead present is current coating. $350,000, last painted in 2003
2022 - New London Tank (2,000,000 gallon ground tank) - $500,000, last painted in 1997

Future CIP

2030 - Windy Hills Tank (300,000 gallon elevated tank) - $900,000, last painted in 2015
2031 - Concrete Tank (3,200,000 gallon ground tank) - $550,000, last painted in 2015
2032 - Louviers Tank (1,000,000 gallon elevated tank) - $750,000, last painted in 2016

Note - Due to the presence of lead in the existing coatings and the methods required to remove and dispose of the lead properly, we are exploring the option of removing the entire tank and replacing them. Preliminary cost estimates show similar pricing when all things are considered.

Please note that $350,000 was deauthorized in 2019 to be transferred to Capital Project W1402. In addition, $11,000 was added in 2019 in order to recognize the capitalized interest payments for debt service for the State Revolving Loan.

PROJECT FINANCING BY PLAN YEAR

§ 806.1(3) SOURCE OF FUNDS:	Prior Authorized[2]	Actual Funds Utilized as of 06/30/18	Estimated Expenditures 07/01/18 - 12/31/18	Estimated Authorized Balance[2] 12/31/18	2019	2020	2021	2022	2023	TOTAL 5 Year CIP
CURRENT RESOURCES				$ -	11,000					$ 11,000
CAPITAL RESERVES	21,763	13,863	7,900	$ -						$ -
EQUIPMENT REPLACEMENT				$ -						$ -
GRANTS (SPECIFY)				$ -						$ -
BOND ISSUES				$ -						$ -
STATE REVOLVING LOAN	700,000			$ 700,000	350,000	350,000	700,000	500,000		$ 1,900,000
OTHER (SPECIFY)				$ -						$ -
TOTAL:	**$ 721,763**	**$ 13,863**	**$ 7,900**	**$ 700,000**	**$ 361,000**	**$ 350,000**	**$ 700,000**	**$ 500,000**	**$ -**	**$ 1,911,000**

§ 806.1(4) ESTIMATED ANNUAL COST OF OPERATING / MAINTAINING PROJECT OR ASSET	OPERATING IMPACT:	2019	2020	2021	2022	2023	TOTAL
	INCREMENTAL COSTS (NET SAVINGS)						$ -

PROJECT NO: WEQSF

PROJECT TITLE: Equipment Replacement Program

PROJECT STATUS: Reoccurring (with no end date)

*Prior Authorized Balance includes 2018 carryover funding only.

FUNDING SUMMARY:	2019	2020	2021	2022	2023	Total 5 Year
New Funding:	$ 124,000	$ 310,000	$ 100,000	$ 50,000	$ 50,000	$ 634,000
*Prior Authorized Balance:	$ -	$ -	$ -	$ -	$ -	$ -
2019-2023 Funding:	$ 124,000	$ 310,000	$ 100,000	$ 50,000	$ 50,000	$ 634,000

CAPITAL BUDGET - PROJECT DETAIL	
DEPARTMENT:	Public Works & Water Resources
DIVISION:	Water
FUND:	Water
PROJECT LOCATION:	Various
PROJECT PRIORITY:	1 - Highest Priority Level Project underway and must be completed
COMPREHENSIVE DEVELOPMENT PLANNING VISION ELEMENT:	Sustainable Community

§ 806.1(3) SUMMARY OF PROJECT DATA	
First Year in Program:	Perpetual
Est. Completion Date:	Perpetual
Est. Useful Life (in years):	Various
Est. Total Cost:	$ 799,000
Est. Spend @ 12/31/2018 (if underway)[1]:	$ 165,000
% Complete (if underway):	20.7%
Balance to be funded[1]:	$ 634,000

[1] For ongoing projects, we must estimate total spent since inception through current year to derive the balance to be funded thereafter.

PROJECT COST BY CATEGORY		
CLASSIFICATION	ACCOUNT NUMBER	AMOUNT
Labor:		$ -
Materials:		$ -
Other Contracts:	5295206.9623	$ 634,000
TOTAL PROJECT COST		$ 634,000

[2] Council is not required to authorize budget year funding for this portion, but this portion of the project will indeed represent a cash outflow in the budget year and/or "out years."

Charter § 806.1(2) **DESCRIPTION & JUSTIFICATION**:

Planned advance funding accumulated through depreciation to replace essential equipment when necessary.

Please see the attached schedule.

PROJECT FINANCING BY PLAN YEAR

§ 806.1(3) SOURCE OF FUNDS:	Prior Authorized[2]	Actual Funds Utilized as of 06/30/18	Estimated Expenditures 07/01/18 - 12/31/18	Estimated Authorized Balance[2] 12/31/18	2019	2020	2021	2022	2023	TOTAL 5 Year CIP
CURRENT RESOURCES				$ -	38,624	96,454	40,553	12,001	30,459	$ 218,091
CAPITAL RESERVES				$ -						$ -
EQUIPMENT REPLACEMENT	165,000		165,000	$ -	85,376	213,546	59,447	37,999	19,541	$ 415,909
GRANTS (SPECIFY)				$ -						$ -
BOND ISSUES				$ -						$ -
STATE REVOLVING LOAN				$ -						$ -
OTHER (SPECIFY)				$ -						$ -
TOTAL:	$ 165,000	$ -	$ 165,000	$ -	$ 124,000	$ 310,000	$ 100,000	$ 50,000	$ 50,000	$ 634,000

§ 806.1(4) ESTIMATED ANNUAL COST OF OPERATING / MAINTAINING PROJECT OR ASSET	OPERATING IMPACT:	2019	2020	2021	2022	2023	TOTAL
	INCREMENTAL COSTS (NET SAVINGS)						$ -

CITY OF NEWARK, DELAWARE
VEHICLE REPLACEMENT PROGRAM SCHEDULE 2019-2023
WATER AND WASTEWATER UTILITIES

VEH NUMB	DESCRIPTION	PURCHASE DATE	PURCHASE PRICE	MILEAGE AS OF 07/31/18	EST MILEAGE AT REPL	NORMAL YEARS LIFE	NORMAL REPL YEAR	BUDGET REPL YEAR	EQUIPMENT SINKING FUND BASIS	REPLACEMENT COSTS 2019	2020	2021	2022	2023
	STAFF VEHICLES													
215	2008 Ford Focus	02/26/08	11,281	36,068	60,000	8	2016	2019	11,281	24,000				
	LINE TRUCKS													
202	2012 Ford F350	10/18/12	74,095	35,472	80,000	8	2020	2019	74,095	100,000				
207	2005 Int'l 7400 Dump Truck	08/05/05	95,845	38,875	36,000	8	2013	2020	95,845		185,000			
	PICK-UPS & VANS													
204	2016 Ford F350 Dump Truck	09/02/16	34,155	4,802	85,000	10	2026	2026	34,155					
206	2014 Ford F150 Pickup Truck	12/31/14	25,011	99,186	120,000	5	2020	2021	25,011			35,000		
211	2009 Ford F250 Pickup Truck, Supercab	06/05/09	25,267	56,748	80,000	10	2019	2021	25,267			40,000		
218	2017 Ford F250 Pickup Truck 4x4	08/30/17	30,512	4,721	100,000	10	2027	2027	30,512					
224	2012 Ford F250 Pickup Truck	10/25/12	37,999	30,982	80,000	10	2022	2022	37,999				50,000	
241	2015 Ford Transit Connect	12/31/14	21,491	28,843	100,000	10	2025	2025	21,491					
244	2016 Ford F250 Pickup Truck, Reg. Cab 4x4	07/21/16	26,959	12,106	100,000	10	2026	2026	26,959					
299	2013 Ford F150 Pickup Truck, Ext. Cab	06/28/13	19,541	29,144	100,000	10	2023	2023	19,541					50,000
	OTHER EQUIPMENT													
201	1994 Ingersall Air Compressor P175 Rand	b. 09/09/94	9,169	--	--	15	2009	--	9,169			25,000		
220	2011 Case 590 SN Loader/Backhoe	10/14/11	117,701	--	--	9	2020	2020	117,701		125,000			
TOTAL WATER AND WASTE WATER UTILITY														
									GROSS ACQUISITION COST	**$ 124,000**	**$ 310,000**	**$ 100,000**	**$ 50,000**	**$ 50,000**
									LESS: USE OF CAPITAL RESERVES	-	-	-	-	-
									LESS: USE OF CURRENT RESOURCES	(38,624)	(96,454)	(40,553)	(12,001)	(30,459)
									NET EQUIPMENT SINKING FUND TOTAL	**$ 85,376**	**$ 213,546**	**$ 59,447**	**$ 37,999**	**$ 19,541**

b. This vehicle will not be replaced.

THIS PAGE IS LEFT INTENTIONALLY BLANK

CITY OF NEWARK, DELAWARE
CAPITAL IMPROVEMENTS PROGRAM 2019-2023
(with current year amended budget)

SEWER FUND - PUBLIC WORKS AND WATER RESOURCES DEPARTMENT - SEWER DIVISION

F U N D I N G S U M M A R Y

	2019	2020	2021	2022	2023	Total 5 Year
New Funding:	$ 855,000	$ 1,000,000	$ 800,000	$ 800,000	$ 1,300,000	$ 4,755,000
*Prior Authorized Balance:	$ 500,000	$ -	$ -	$ -	$ -	$ 500,000
2019-2023 Funding:	$ 1,355,000	$ 1,000,000	$ 800,000	$ 800,000	$ 1,300,000	$ 5,255,000

*Prior Authorized Balance includes 2018 carryover funding only.

PROJECT NUMBER	PROJECT NAME	*	2018 BUDGET AS AMENDED	2019 RESERVES AND OTHER FUNDING	2019 CURRENT FUNDING	2019	2020	2021	2022	2023	TOTAL
S1602	Sewer SCADA System	D	$ 75,000	$ -	$ -	$ -	$ -	$ -	$ -	$ -	$ -
S0904	Sanitary Sewer Study and Repairs	D	1,261,701	1,300,000	55,000	1,355,000	1,000,000	800,000	800,000	1,000,000	4,955,000
SEQSF	Equipment Replacement Program	D	-	-	-	-	-	-	-	300,000	300,000
	Total Sewer Fund - Sewer Division		$ 1,336,701	$ 1,300,000	$ 55,000	$ 1,355,000	$ 1,000,000	$ 800,000	$ 800,000	$ 1,300,000	$ 5,255,000

PLANNED FINANCING SOURCES									
GROSS CAPITAL IMPROVEMENTS	$ 1,336,701	$ 1,300,000	$ 55,000	$ 1,355,000	$ 1,000,000	$ 800,000	$ 800,000	$ 1,300,000	$ 5,255,000
LESS: USE OF RESERVES	(436,701)	-	-	-	-	-	-	-	-
VEHICLE & EQUIPMENT REPLACEMENT	-	-	-	-	-	-	-	-	-
GRANTS	-	-	-	-	-	-	-	-	-
BOND ISSUES	-	-	-	-	-	-	-	-	-
STATE REVOLVING LOANS	(500,000)	(1,300,000)	-	(1,300,000)	(1,000,000)	(800,000)	(800,000)	-	(3,900,000)
OTHER FINANCING SOURCES	-	-	-	-	-	-	-	-	-
NET CAPITAL IMPROVEMENTS	$ 400,000	$ -	$ 55,000	$ 55,000	$ -	$ -	$ -	$ 1,300,000	$ 1,355,000

* Justification Codes:
A - Return on Investment
B - Public Safety
C - Community Health
D - Efficiency/Other

PROJECT NO: S0904

PROJECT TITLE: Sanitary Sewer Study and Repairs

PROJECT STATUS: Reoccurring (with no end date)

*Prior Authorized Balance includes 2018 carryover funding only.

FUNDING SUMMARY:	2019	2020	2021	2022	2023	Total 5 Year
New Funding:	$ 855,000	$ 1,000,000	$ 800,000	$ 800,000	$ 1,000,000	$ 4,455,000
*Prior Authorized Balance:	$ 500,000	$ -	$ -	$ -	$ -	$ 500,000
2019-2023 Funding:	$ 1,355,000	$ 1,000,000	$ 800,000	$ 800,000	$ 1,000,000	$ 4,955,000

CAPITAL BUDGET - PROJECT DETAIL	
DEPARTMENT:	Public Works & Water Resources
DIVISION:	Sewer
FUND:	Sewer
PROJECT LOCATION:	Various
PROJECT PRIORITY:	1 - Highest Priority Level Project underway and must be completed
COMPREHENSIVE DEVELOPMENT PLANNING VISION ELEMENT:	Sustainable Community

§ 806.1(3) SUMMARY OF PROJECT DATA	
First Year in Program:	2009
Est. Completion Date:	Perpetual
Est. Useful Life (in years):	50+
Est. Total Cost:	$ 5,670,811
Est. Spend @ 12/31/2018 (if underway)[1]:	$ 715,811
% Complete (if underway):	12.6%
Balance to be funded[1]:	$ 4,955,000

[1] For ongoing projects, we must estimate total spent since inception through current year to derive the balance to be funded thereafter.

PROJECT COST BY CATEGORY		
CLASSIFICATION	ACCOUNT NUMBER	AMOUNT
Labor:		$ -
Materials:		$ -
Other Contracts:	5395306.9760	$ 4,955,000
TOTAL PROJECT COST		$ 4,955,000

[2] Council is not required to authorize budget year funding for this portion, but this portion of the project will indeed represent a cash outflow in the budget year and/or "out years."

Charter § 806.1(2) DESCRIPTION & JUSTIFICATION:

REFERENDUM PROJECT

'This project affords the continuation of our cleaning and investigation of the condition of the sanitary sewer system and will result in recommendations for repair. To date we have inspected approximately 10 miles of the 95 miles of sanitary sewer main in our system. Using results from 10 miles of inspections we have identified and prioritized approximately $2,600,000 worth of necessary repairs. To date our inspections have been prioritized based on line size and backup history. As part of the ongoing sanitary sewer master plan project we have completed sanitary sewer flow monitoring in the Christina Basin and the White Clay Basin largely paid for by grant funds throught the State Revolving Loan Fund. This flow monitoring will allow us to target inspections on those areas where we are experiencing the most rainfall derived inflow and infiltration (RDII) which is a good indicator of structural damage in pipes. (rainfall can get into the pipes through cracks and holes). This will allow for a more targeted, data driven approach to investigations. The flow monitoring will also be used for a capacity model that will allow us to target select lines for capacity increases when performing rehabilitation efforts.

In 2018 we completed repairs and installed lining in segments of pipe identified in the above referenced investigations. We also inspected critical areas ahead of planned DelDOT and City paving jobs, most notably Main Street and Delaware Avenue. In 2019 we plan to continue targeted inspections based on data derived from flow testing. We also plan to ramp up rehabilitation/replacement as determined by the prioritization and capacity model driven pipe diameter increases. Area maps for planned work in 2019 are attached.

$55,000 was added in 2019 in order to recognize the capitalized interest payments for debt service for the State Revolving Loan.

PROJECT FINANCING BY PLAN YEAR

§ 806.1(3) SOURCE OF FUNDS:	Prior Authorized[2]	Actual Funds Utilized as of 06/30/18	Estimated Expenditures 07/01/18 - 12/31/18	Estimated Authorized Balance[2] 12/31/18	2019	2020	2021	2022	2023	TOTAL 5 Year CIP
CURRENT RESOURCES	400,000	20,481	379,519	$ -	55,000				1,000,000	$ 1,055,000
CAPITAL RESERVES	315,811	315,811		$ -						$ -
EQUIPMENT REPLACEMENT				$ -						$ -
GRANTS (SPECIFY)				$ -						$ -
BOND ISSUES				$ -						$ -
STATE REVOLVING LOAN	500,000			$ 500,000	1,300,000	1,000,000	800,000	800,000		$ 3,900,000
OTHER (SPECIFY)				$ -						$ -
TOTAL:	$ 1,215,811	$ 336,292	$ 379,519	$ 500,000	$ 1,355,000	$ 1,000,000	$ 800,000	$ 800,000	$ 1,000,000	$ 4,955,000

§ 806.1(4) ESTIMATED ANNUAL COST OF OPERATING / MAINTAINING PROJECT OR ASSET	OPERATING IMPACT:	2019	2020	2021	2022	2023	TOTAL
	INCREMENTAL COSTS (NET SAVINGS)						$ -

S0904: Sanitary Sewer Study and Repairs
Supporting Documentation - Page 1 (Phillip's Park Trunkline Evaluation Map 1 of 3)

CITY OF NEWARK DELAWARE

S0904 Sanitary Sewer Study and Repairs

August 2018

Phillip's Park Trunkline Evaluation Map 1 of 3

LEGEND

- Pump Station
- Manhole
- CCTV
- Acoustic Testing

N W E S

0 250 500 Feet

NEWARK DELAWARE *Committed to Service Excellence*

S0904: Sanitary Sewer Study and Repairs
Supporting Documentation - Page 2 (Phillip's Park Trunkline Evaluation Map 2 of 3)

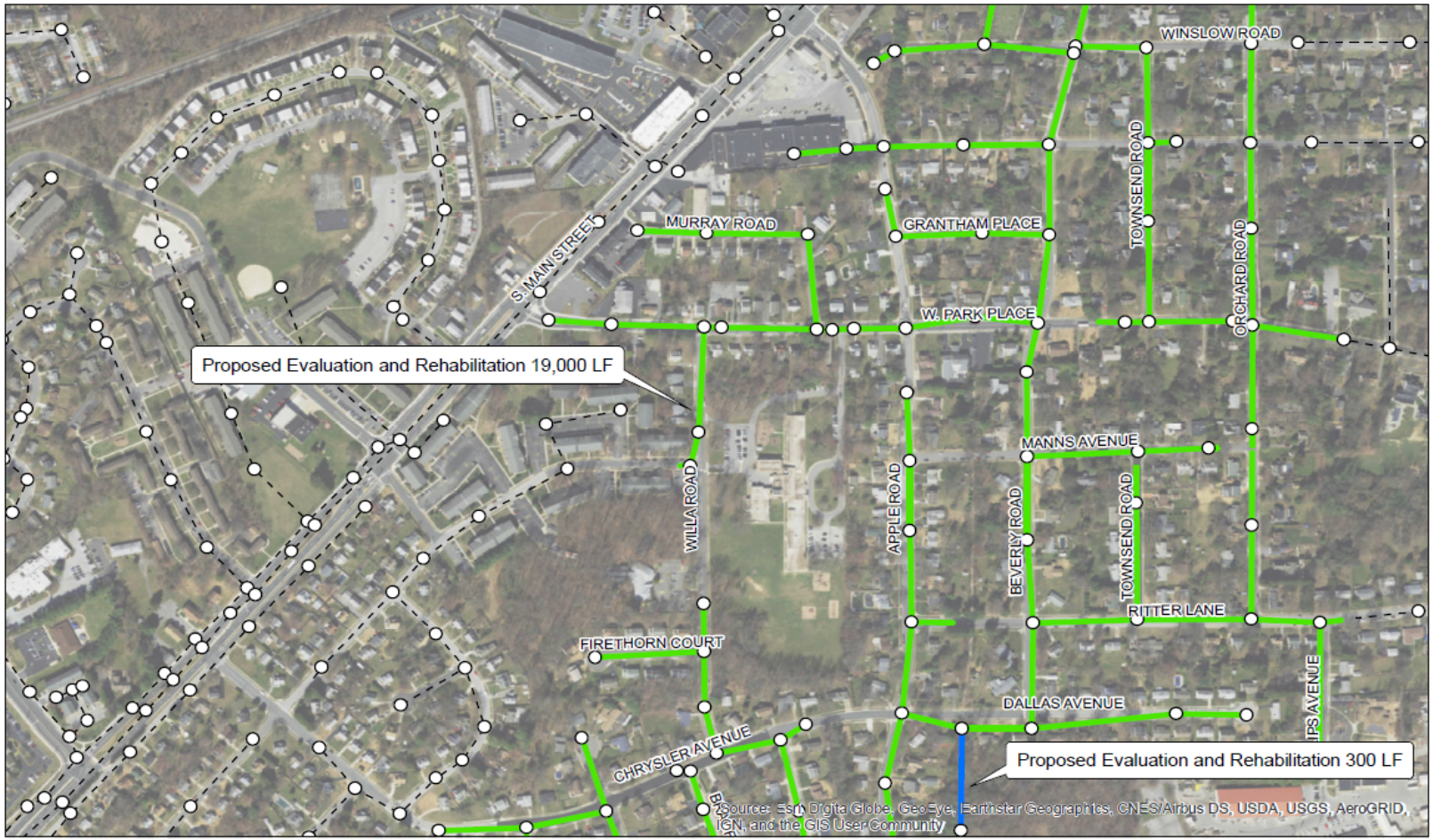

CITY OF NEWARK DELAWARE

S0904 Sanitary Sewer Study and Repairs

August 2018

Phillip's Park Trunkline Evaluation Map 2 of 3

LEGEND

- Pump Station
- Manhole
- CCTV
- Acoustic Testing

N W E S

0 250 500 Feet

NEWARK DELAWARE *Committed to Service Excellence*

S0904: Sanitary Sewer Study and Repairs
Supporting Documentation - Page 3 (Phillip's Park Trunkline Evaluation Map 3 of 3)

CITY OF NEWARK DELAWARE	Phillip's Park Trunkline Evaluation Map 3 of 3	
S0904 Sanitary Sewer Study and Repairs	**LEGEND** Pump Station Manhole CCTV Acoustic Testing	N W E S 0 250 500 Feet
August 2018		NEWARK DELAWARE Committed to Service Excellence

S0904: Sanitary Sewer Study and Repairs
Supporting Documentation - Page 4 (Jenny's Run Trunkline Evaluation Map 1 of 2)

CITY OF NEWARK DELAWARE

S0904
Sanitary Sewer
Study and Repairs

August 2018

Jenny's Run Trunkline Evaluation Map 1 of 2

LEGEND

- Pump Station
- CCTV
- Manhole

N W E S

0 250 500 Feet

NEWARK DELAWARE
Committed to Service Excellence

S0904: Sanitary Sewer Study and Repairs
Supporting Documentation - Page 5 (Jenny's Run Trunkline Evaluation Map 2 of 2)

CITY OF NEWARK DELAWARE

S0904 Sanitary Sewer Study and Repairs

August 2018

Jenny's Run Trunkline Evaluation Map 2 of 2

LEGEND

- Pump Station
- CCTV
- Manhole

N W E S

0 250 500 Feet

NEWARK DELAWARE *Committed to Service Excellence*

S0904: Sanitary Sewer Study and Repairs
Supporting Documentation - Page 6 (Lining Area Map 1 of 2)

CITY OF NEWARK
DELAWARE

S0904
Sanitary Sewer
Study and Repairs

August 2018

Lining Area Map 1 of 2

LEGEND

- Pump Station
- Manhole
- Lining Areas

N
W E
S

0 150 300 Feet

NEWARK DELAWARE
Committed to Service Excellence

S0904: Sanitary Sewer Study and Repairs
Supporting Documentation - Page 7 (Lining Area Map 2 of 2)

CITY OF NEWARK
DELAWARE
S0904
Sanitary Sewer
Study and Repairs
August 2018

Lining Area Map 2 of 2

LEGEND
Pump Station
Lining Areas
Manhole

N
W E
S
0 75 150
Feet

NEWARK DELAWARE
Committed to Service Excellence

PROJECT NO: SEQSF

PROJECT TITLE: Equipment Replacement Program

PROJECT STATUS: Reoccurring (with no end date)

*Prior Authorized Balance includes 2018 carryover funding only.

FUNDING SUMMARY:	2019	2020	2021	2022	2023	Total 5 Year
New Funding:	$ -	$ -	$ -	$ -	$ 300,000	$ 300,000
*Prior Authorized Balance:	$ -	$ -	$ -	$ -	$ -	$ -
2019-2023 Funding:	$ -	$ -	$ -	$ -	$ 300,000	$ 300,000

CAPITAL BUDGET - PROJECT DETAIL	
DEPARTMENT:	Public Works & Water Resources
DIVISION:	Sewer
FUND:	Sewer
PROJECT LOCATION:	Various
PROJECT PRIORITY:	1 - Highest Priority Level Project underway and must be completed
COMPREHENSIVE DEVELOPMENT PLANNING VISION ELEMENT:	Sustainable Community

Charter § 806.1(2) **DESCRIPTION & JUSTIFICATION:**

Planned advance funding accumulated through depreciation to replace essential equipment when necessary.

Please see the attached schedule.

§ 806.1(3) SUMMARY OF PROJECT DATA	
First Year in Program:	Perpetual
Est. Completion Date:	Perpetual
Est. Useful Life (in years):	Various
Est. Total Cost:	$ 300,000
Est. Spend @ 12/31/2018 (if underway)[1]:	$ -
% Complete (if underway):	0.0%
Balance to be funded[1]:	$ 300,000

[1] For ongoing projects, we must estimate total spent since inception through current year to derive the balance to be funded thereafter.

PROJECT COST BY CATEGORY		
CLASSIFICATION	ACCOUNT NUMBER	AMOUNT
Labor:		$ -
Materials:		$ -
Other Contracts:	5395306.9623	$ 300,000
TOTAL PROJECT COST		$ 300,000

[2] Council is not required to authorize budget year funding for this portion, but this portion of the project will indeed represent a cash outflow in the budget year and/or "out years."

PROJECT FINANCING BY PLAN YEAR

§ 806.1(3) SOURCE OF FUNDS:	Prior Authorized[2]	Actual Funds Utilized as of 06/30/18	Estimated Expenditures 07/01/18 - 12/31/18	Estimated Authorized Balance[2] 12/31/18	2019	2020	2021	2022	2023	TOTAL 5 Year CIP
CURRENT RESOURCES				$ -					300,000	$ 300,000
CAPITAL RESERVES				$ -						$ -
EQUIPMENT REPLACEMENT				$ -						$ -
GRANTS (SPECIFY)				$ -						$ -
BOND ISSUES				$ -						$ -
STATE REVOLVING LOAN				$ -						$ -
OTHER (SPECIFY)				$ -						$ -
TOTAL:	$ -	$ -	$ -	$ -	$ -	$ -	$ -	$ -	$ 300,000	$ 300,000

§ 806.1(4) ESTIMATED ANNUAL COST OF OPERATING / MAINTAINING PROJECT OR ASSET	OPERATING IMPACT:	2019	2020	2021	2022	2023	TOTAL
	INCREMENTAL COSTS (NET SAVINGS)						$ -

CITY OF NEWARK, DELAWARE
VEHICLE REPLACEMENT PROGRAM SCHEDULE 2019-2023
SEWER UTILITY

VEH NUMB	DESCRIPTION	PURCHASE DATE	PURCHASE PRICE	MILEAGE AS OF 07/31/18	EST MILEAGE AT REPL	NORMAL YEARS LIFE	NORMAL REPL YEAR	BUDGET REPL YEAR	EQUIPMENT SINKING FUND BASIS	REPLACEMENT COSTS 2019	2020	2021	2022	2023
304	2006 Int'l 4300 Jetter Truck	11/11/05	146,156	118,643	--	10	2015	2023	0					300,000
305	2017 Western Star 4700SB	10/13/16	234,160	8,025	--	8	2024	2024	234,160					
TOTAL SEWER UTILITY									**GROSS ACQUISITION COST**	$ -	$ -	$ -	$ -	$ 300,000
									LESS: USE OF CAPITAL RESERVES	-	-	-	-	-
									LESS: USE OF CURRENT RESOURCES	-	-	-	-	(300,000)
									NET EQUIPMENT SINKING FUND TOTAL	$ -	$ -	$ -	$ -	$ -

THIS PAGE IS LEFT INTENTIONALLY BLANK

CITY OF NEWARK, DELAWARE
CAPITAL IMPROVEMENTS PROGRAM 2019-2023
(with current year amended budget)

STORMWATER FUND - PUBLIC WORKS AND WATER RESOURCES DEPARTMENT - STORMWATER DIVISION

F U N D I N G S U M M A R Y

	2019	2020	2021	2022	2023	Total 5 Year
New Funding:	$ 5,329,500	$ 2,894,050	$ 576,203	$ 550,513	$ 610,000	$ 9,960,266
*Prior Authorized Balance:	$ 455,000	$ -	$ -	$ -	$ -	$ 455,000
2019-2023 Funding:	$ 5,784,500	$ 2,894,050	$ 576,203	$ 550,513	$ 610,000	$ 10,415,266

*Prior Authorized Balance includes 2018 carryover funding only.

PROJECT NUMBER	PROJECT NAME	*	2018 BUDGET AS AMENDED	|----------2019----------| RESERVES AND OTHER FUNDING	CURRENT FUNDING	2019	2020	2021	2022	2023	TOTAL
Q1802	Rodney Regional Stormwater Park	D	$ 1,625,000	$ 4,775,000	$ 163,500	$ 4,938,500	$ 2,365,000	$ -	$ -	$ -	$ 7,303,500
Q1301	Storm Drainage Improvements	B	420,000	50,000	441,000	491,000	463,050	536,203	510,513	525,000	2,525,766
Q0101	NPDES (Phase II) Stormwater Quality Program	C	40,000	40,000	-	40,000	40,000	40,000	40,000	40,000	200,000
QEQSF	Equipment Replacement Program	D	18,000	161,375	153,625	315,000	26,000	-	-	45,000	386,000
	Total Stormwater Fund - Stormwater Division		$ 2,103,000	$ 5,026,375	$ 758,125	$ 5,784,500	$ 2,894,050	$ 576,203	$ 550,513	$ 610,000	$ 10,415,266

PLANNED FINANCING SOURCES									
GROSS CAPITAL IMPROVEMENTS	$ 2,103,000	$ 5,026,375	$ 758,125	$ 5,784,500	$ 2,894,050	$ 576,203	$ 550,513	$ 610,000	$ 10,415,266
LESS: USE OF RESERVES	(40,000)	(40,000)	-	(40,000)	-	-	-	-	(40,000)
VEHICLE & EQUIPMENT REPLACEMENT	(18,000)	(161,375)	-	(161,375)	(13,489)	-	-	(26,245)	(201,109)
GRANTS	-	(50,000)	-	(50,000)	-	(50,000)	-	-	(100,000)
BOND ISSUES	-	-	-	-	-	-	-	-	-
STATE REVOLVING LOANS	(1,415,000)	(4,775,000)	-	(4,775,000)	(2,365,000)	-	-	-	(7,140,000)
OTHER FINANCING SOURCES	-	-	-	-	-	-	-	-	-
NET CAPITAL IMPROVEMENTS	$ 630,000	$ -	$ 758,125	$ 758,125	$ 515,561	$ 526,203	$ 550,513	$ 583,755	$ 2,934,157

* Justification Codes:
A - Return on Investment
B - Public Safety
C - Community Health
D - Efficiency/Other

PROJECT NO: Q1802

PROJECT TITLE: Rodney Regional Stormwater Park

PROJECT STATUS: New Project

*Prior Authorized Balance includes 2018 carryover funding only.

FUNDING SUMMARY:	2019	2020	2021	2022	2023	Total 5 Year
New Funding:	$ 4,523,500	$ 2,365,000	$ -	$ -	$ -	$ 6,888,500
*Prior Authorized Balance:	$ 415,000	$ -	$ -	$ -	$ -	$ 415,000
2019-2023 Funding:	**$ 4,938,500**	**$ 2,365,000**	**$ -**	**$ -**	**$ -**	**$ 7,303,500**

CAPITAL BUDGET - PROJECT DETAIL	
DEPARTMENT:	Public Works & Water Resources
DIVISION:	Stormwater
FUND:	Stormwater
PROJECT LOCATION:	103 Hillside Road
PROJECT PRIORITY:	1 - Highest Priority Level Project underway and must be completed
COMPREHENSIVE DEVELOPMENT PLANNING VISION ELEMENT:	Healthy & Active Community

§ 806.1(3) SUMMARY OF PROJECT DATA	
First Year in Program:	2018
Est. Completion Date:	2020
Est. Useful Life (in years):	100
Est. Total Cost:	$ 8,513,500
Est. Spend @ 12/31/2018 (if underway)[1]:	$ 1,210,000
% Complete (if underway):	14.2%
Balance to be funded[1]:	$ 7,303,500

[1] For ongoing projects, we must estimate total spent since inception through current year to derive the balance to be funded thereafter.

PROJECT COST BY CATEGORY		
CLASSIFICATION	ACCOUNT NUMBER	AMOUNT
Labor:		$ -
Materials:		$ -
Other Contracts:	5595506.9720	$ 7,303,500
TOTAL PROJECT COST		$ 7,303,500

[2] Council is not required to authorize budget year funding for this portion, but this portion of the project will indeed represent a cash outflow in the budget year and/or "out years."

Charter § 806.1(2) DESCRIPTION & JUSTIFICATION:

REFERENDUM PROJECT

City staff has identified the shuttered Rodney Dormitory parcel as ideally located at the top of a watershed in Newark with downstream drainage problems. The City has entered into a contract to purchase the parcel from the University of Delaware. After a year long public process to identify the features that residents wanted to see incorporated into the park and stormwater facility, the project was approved by voters in the 2018 Referendum. The project was also approved for funding through the State Revolving Loan Fund for $9mm at 2% interest. The funding shown below is the latest estimate of timeline for completing the project, including remediation, demolition, purchase of the property, grading, and park amenities. Project Planning Advances and Planning Grants as well as Brownfield funding, have also been taken advantage of for this project.

$163,500 was added in 2019 in order to recognize the capitalized interest payments for debt service for the State Revolving Loan.

PROJECT FINANCING BY PLAN YEAR

§ 806.1(3) SOURCE OF FUNDS:	Prior Authorized[2]	Actual Funds Utilized as of 06/30/18	Estimated Expenditures 07/01/18 - 12/31/18	Estimated Authorized Balance[2] 12/31/18	2019	2020	2021	2022	2023	TOTAL 5 Year CIP
CURRENT RESOURCES	210,000		210,000	$ -	163,500					$ 163,500
CAPITAL RESERVES				$ -						$ -
EQUIPMENT REPLACEMENT				$ -						$ -
GRANTS (SPECIFY)				$ -						$ -
BOND ISSUES				$ -						$ -
STATE REVOLVING LOAN	1,415,000		1,000,000	$ 415,000	4,775,000	2,365,000				$ 7,140,000
OTHER (SPECIFY)				$ -						$ -
TOTAL:	**$ 1,625,000**	**$ -**	**$ 1,210,000**	**$ 415,000**	**$ 4,938,500**	**$ 2,365,000**	**$ -**	**$ -**	**$ -**	**$ 7,303,500**

§ 806.1(4) ESTIMATED ANNUAL COST OF OPERATING / MAINTAINING PROJECT OR ASSET	OPERATING IMPACT:	2019	2020	2021	2022	2023	TOTAL
	INCREMENTAL COSTS (NET SAVINGS)						$ -

PROJECT NO: Q1301

PROJECT TITLE: Storm Drainage Improvements

PROJECT STATUS: Reoccurring (with no end date)

*Prior Authorized Balance includes 2018 carryover funding only.

FUNDING SUMMARY:	2019	2020	2021	2022	2023	Total 5 Year
New Funding:	$ 491,000	$ 463,050	$ 536,203	$ 510,513	$ 525,000	$ 2,525,766
*Prior Authorized Balance:	$ -	$ -	$ -	$ -	$ -	$ -
2019-2023 Funding:	$ 491,000	$ 463,050	$ 536,203	$ 510,513	$ 525,000	$ 2,525,766

CAPITAL BUDGET - PROJECT DETAIL	
DEPARTMENT:	Public Works & Water Resources
DIVISION:	Stormwater
FUND:	Stormwater
PROJECT LOCATION:	Various
PROJECT PRIORITY:	1 - Highest Priority Level Project underway and must be completed
COMPREHENSIVE DEVELOPMENT PLANNING VISION ELEMENT:	Sustainable Community

§ 806.1(3) SUMMARY OF PROJECT DATA	
First Year in Program:	2013
Est. Completion Date:	Perpetual
Est. Useful Life (in years):	75+
Est. Total Cost:	$ 3,546,063
Est. Spend @ 12/31/2018 (if underway)[1]:	$ 1,020,297
% Complete (if underway):	28.8%
Balance to be funded[1]:	$ 2,525,766

[1] For ongoing projects, we must estimate total spent since inception through current year to derive the balance to be funded thereafter.

PROJECT COST BY CATEGORY		
CLASSIFICATION	ACCOUNT NUMBER	AMOUNT
Labor:		$ -
Materials:	5595506.9720	$ 2,525,766
Other Contracts:		$ -
TOTAL PROJECT COST		$ 2,525,766

[2] Council is not required to authorize budget year funding for this portion, but this portion of the project will indeed represent a cash outflow in the budget year and/or "out years."

Charter § 806.1(2) DESCRIPTION & JUSTIFICATION:

An engineering consultant has completed a detailed CCTV Inspection and Priority Ranking in order to aid the decision making for the future replacement or rehabilitation of all of the known Corrugated Metal Pipe (CMP) in the City. The issues with the premature failure and deterioration of CMP has been well documented over the past several years and will be the focus of this Capital Project over the next 10 years. The memorandum from JMT identifies approximately $3.5mm in lining and replacement of CMP over the next 10 years. PWWR recommends the CIP reflect approximately $350,000 per year over the next 10 years to address the problem pipe. JMT has prepared a 14 year plan for the repairs and annual repair locations have been presented as part of any Contract Recommendation brought to Council in annual budget presentations each year. Exhibits are attached for the anticipated work in 2019. Emergent and newly identified problems may arise over the term of this project and will be paid for under this project. Examples of this type of emergent work are the Jenneys Run Culvert Removal in 2016 and the Creek Bend Court Outfall Failure in 2014. In 2018 we replaced the outfall of a culvert crossing on Wyoming Road which had recently failed. The City has ownership of numerous parks throughout the city, some of which are simply maintained as open area and are very underutilized. Several of those parks are around or near critical drainageways and the opportunity exists to design detention basins or water quality facilities at those locations. The Parks and Recreation Department could realize savings by removing the maintenance responsibilities and the Public Works and Water Resources Department could utilize these areas to mitigate flooding and water quality issues throughout the City. The areas were identified for a number of reasons, including, but not limited to, location within a watershed, level of probable benefit, ease of construction, reduction in maintenance burden on Parks staff and aesthetic benefit of plantings. Parks Dept. has been consulted and will work with PWWR to determine availability of property. Grant opportunities also exists to incorporate innovative design and new technologies to study the effect on the watershed.

The following parks have been identified for further review and study:

1. Park off of Short Lane
2. Lewis Park
3. Handloff Park (NE Corner)
4. Kells Park
5. Devon Park

PROJECT FINANCING BY PLAN YEAR

§ 806.1(3) SOURCE OF FUNDS:	Prior Authorized[2]	Actual Funds Utilized as of 06/30/18	Estimated Expenditures 07/01/18 - 12/31/18	Estimated Authorized Balance[2] 12/31/18	2019	2020	2021	2022	2023	TOTAL 5 Year CIP
CURRENT RESOURCES	420,000		420,000	$ -	441,000	463,050	486,203	510,513	525,000	$ 2,425,766
CAPITAL RESERVES	600,297	150,878	449,419	$ -						$ -
EQUIPMENT REPLACEMENT				$ -						$ -
GRANTS SRF Planning				$ -	50,000		50,000			$ 100,000
BOND ISSUES				$ -						$ -
STATE REVOLVING LOAN				$ -						$ -
OTHER (SPECIFY)				$ -						$ -
TOTAL:	$ 1,020,297	$ 150,878	$ 869,419	$ -	$ 491,000	$ 463,050	$ 536,203	$ 510,513	$ 525,000	$ 2,525,766

§ 806.1(4) ESTIMATED ANNUAL COST OF OPERATING / MAINTAINING PROJECT OR ASSET	OPERATING IMPACT:	2019	2020	2021	2022	2023	TOTAL
	INCREMENTAL COSTS (NET SAVINGS)						$ -

Q1301: Storm Drainage Improvements
Supporting Documentation - Page 1

NEWARK DELAWARE
Committed to Service Excellence

CMP Storm Sewer Rehabilitation

Capital Improvement Program Exhibit

FY2018 - Area 1

Legend

- Junction Box
- Discharge Point
- Inlet
- Manhole
- Gravity Main
- Rehabilitation Required

N W E S

0 50 100 Feet

1 " = 100 FT

JMT

October 2017

Q1301: Storm Drainage Improvements
Supporting Documentation - Page 2

NEWARK DELAWARE
Committed to Service Excellence

CMP STORM SEWER REHABILITATION

CAPITAL IMPROVEMENT PROGRAM EXHIBIT

FY2018 - AREA 2

Legend

- Junction Box
- Discharge Point
- Inlet
- Manhole
- Gravity Main
- Rehabilitation Required

N W E S

0 50 100 FEET

1 " = 100 FT

JMT

OCTOBER 2017

Q1301: Storm Drainage Improvements
Supporting Documentation - Page 3

NEWARK DELAWARE
Committed to Service Excellence

CMP STORM SEWER REHABILITATION

CAPITAL IMPROVEMENT PROGRAM EXHIBIT

FY2018 - AREA 3

Legend

- Junction Box
- Discharge Point
- Inlet
- Manhole
- Gravity Main
- Rehabilitation Required

N W E S

0 50 100 FEET
1 " = 100 FT

JMT

OCTOBER 2017

Q1301: Storm Drainage Improvements
Supporting Documentation - Page 4

NEWARK DELAWARE
Committed to Service Excellence

CMP Storm Sewer Rehabilitation

Capital Improvement Program Exhibit

FY2018 - Area 4

Legend

- Junction Box
- Discharge Point
- Inlet
- Manhole
- Gravity Main
- Rehabilitation Required

N W E S

0 50 100 Feet

1 " = 100 FT

JMT

October 2017

Q1301: Storm Drainage Improvements
Supporting Documentation - Page 5

NEWARK DELAWARE
Committed to Service Excellence

CMP Storm Sewer Rehabilitation

Capital Improvement Program Exhibit

FY2018 - Area 5

Legend

- Junction Box
- Discharge Point
- Inlet
- Manhole
- Gravity Main
- Rehabilitation Required

N W E S

0 25 50 Feet

1 " = 50 FT

JMT

October 2017

PROJECT NO:	**Q0101**
PROJECT TITLE:	**NPDES (Phase II) Stormwater Quality Program**
PROJECT STATUS:	**Reoccurring (with no end date)**

*Prior Authorized Balance includes 2018 carryover funding only.

FUNDING SUMMARY:	2019	2020	2021	2022	2023	Total 5 Year
New Funding:	$ -	$ 40,000	$ 40,000	$ 40,000	$ 40,000	$ 160,000
*Prior Authorized Balance:	$ 40,000	$ -	$ -	$ -	$ -	$ 40,000
2019-2023 Funding:	**$ 40,000**	**$ 40,000**	**$ 40,000**	**$ 40,000**	**$ 40,000**	**$ 200,000**

CAPITAL BUDGET - PROJECT DETAIL	
DEPARTMENT:	Public Works & Water Resources
DIVISION:	Stormwater
FUND:	Stormwater
PROJECT LOCATION:	Various
PROJECT PRIORITY:	1 - Highest Priority Level Project underway and must be completed
COMPREHENSIVE DEVELOPMENT PLANNING VISION ELEMENT:	Sustainable Community

§ 806.1(3) **SUMMARY OF PROJECT DATA**	
First Year in Program:	2009
Est. Completion Date:	Perpetual
Est. Useful Life (in years):	20
Est. Total Cost:	$ 240,000
Est. Spend @ 12/31/2018 (if underway)[1]:	$ 40,000
% Complete (if underway):	16.7%
Balance to be funded[1]:	$ 200,000

[1] For ongoing projects, we must estimate total spent since inception through current year to derive the balance to be funded thereafter.

PROJECT COST BY CATEGORY		
CLASSIFICATION	**ACCOUNT NUMBER**	**AMOUNT**
Labor:		$ -
Materials:		$ -
Other Contracts:	5595506.9720	$ 200,000
TOTAL PROJECT COST		$ 200,000

[2] Council is not required to authorize budget year funding for this portion, but this portion of the project will indeed represent a cash outflow in the budget year and/or "out years."

Charter § 806.1(2) **DESCRIPTION & JUSTIFICATION**:

Per the 1999 NPDES Phase II Stormwater Quality Regulations, the City of Newark is required to meet approved standards to improve stormwater quality. According to our original plan submittal, we had planned the following: Install in-line storm sewer quality controls at McKees Park, Rahway Park, Handloff Park, and Yorkshire Woods I.

We received a surface water planning grant in 2014, part of which paid for a report to identify and rank water quality Best Management Practices (BMP) retrofits in stormwater basins around the City, which are better suited to retrofits than the original list above.

We chose not to complete a 2015 project due to uncertainty associated with impending changes to our permit of which we have been provided a pre-publication draft. We have commented on the pre-publication draft and anticipate the Final Permit in 2019. In 2018, we are in process of purchasing an aeration system for an exiting pond that will increase the water quality leaving the site. We are planning on $40,000 annually to help with permit compliance.

Depending on the type of facility constructed, ongoing maintenance will be required including mowing, invasive weed removal, inspections, etc. We have assumed $1,000 per year per facility in maintenance costs.

PROJECT FINANCING BY PLAN YEAR

§ 806.1(3) **SOURCE OF FUNDS:**	Prior Authorized[2]	Actual Funds Utilized as of 06/30/18	Estimated Expenditures 07/01/18 - 12/31/18	Estimated Authorized Balance[2] 12/31/18	2019	2020	2021	2022	2023	TOTAL 5 Year CIP
CURRENT RESOURCES				$ -		40,000	40,000	40,000	40,000	$ 160,000
CAPITAL RESERVES	80,000		40,000	$ 40,000	40,000					$ 40,000
EQUIPMENT REPLACEMENT				$ -						$ -
GRANTS (SPECIFY)				$ -						$ -
BOND ISSUES				$ -						$ -
STATE REVOLVING LOAN				$ -						$ -
OTHER (SPECIFY)				$ -						$ -
TOTAL:	**$ 80,000**	**$ -**	**$ 40,000**	**$ 40,000**	**$ 40,000**	**$ 40,000**	**$ 40,000**	**$ 40,000**	**$ 40,000**	**$ 200,000**

§ 806.1(4) **ESTIMATED ANNUAL COST OF OPERATING / MAINTAINING PROJECT OR ASSET**	**OPERATING IMPACT:**	2019	2020	2021	2022	2023	TOTAL
	INCREMENTAL COSTS (NET SAVINGS)	1,000	2,000	3,000	4,000	5,000	$ 15,000

PROJECT NO: QEQSF

PROJECT TITLE: Equipment Replacement Program

PROJECT STATUS: Reoccurring (with no end date)

*Prior Authorized Balance includes 2018 carryover funding only.

FUNDING SUMMARY:	2019	2020	2021	2022	2023	Total 5 Year
New Funding:	$ 315,000	$ 26,000	$ -	$ -	$ 45,000	$ 386,000
*Prior Authorized Balance:	$ -	$ -	$ -	$ -	$ -	$ -
2019-2023 Funding:	$ 315,000	$ 26,000	$ -	$ -	$ 45,000	$ 386,000

CAPITAL BUDGET - PROJECT DETAIL	
DEPARTMENT:	Public Works & Water Resources
DIVISION:	Stormwater
FUND:	Stormwater
PROJECT LOCATION:	Various
PROJECT PRIORITY:	1 - Highest Priority Level Project underway and must be completed
COMPREHENSIVE DEVELOPMENT PLANNING VISION ELEMENT:	Sustainable Community

§ 806.1(3) SUMMARY OF PROJECT DATA	
First Year in Program:	Perpetual
Est. Completion Date:	Perpetual
Est. Useful Life (in years):	Various
Est. Total Cost:	$ 619,000
Est. Spend @ 12/31/2018 (if underway)[1]:	$ 233,000
% Complete (if underway):	37.6%
Balance to be funded[1]:	$ 386,000

[1] For ongoing projects, we must estimate total spent since inception through current year to derive the balance to be funded thereafter.

PROJECT COST BY CATEGORY		
CLASSIFICATION	ACCOUNT NUMBER	AMOUNT
Labor:		$ -
Materials:		$ -
Other Contracts:	5595506.9623	$ 386,000
TOTAL PROJECT COST		$ 386,000

[2] Council is not required to authorize budget year funding for this portion, but this portion of the project will indeed represent a cash outflow in the budget year and/or "out years."

Charter § 806.1(2) DESCRIPTION & JUSTIFICATION:

Planned advance funding accumulated through depreciation to replace essential equipment when necessary.

Please see the attached schedule.

PROJECT FINANCING BY PLAN YEAR

§ 806.1(3) SOURCE OF FUNDS:	Prior Authorized[2]	Actual Funds Utilized as of 06/30/18	Estimated Expenditures 07/01/18 - 12/31/18	Estimated Authorized Balance[2] 12/31/18	2019	2020	2021	2022	2023	TOTAL 5 Year CIP
CURRENT RESOURCES				$ -	153,625	12,511			18,755	$ 184,891
CAPITAL RESERVES				$ -						$ -
EQUIPMENT REPLACEMENT	233,000		233,000	$ -	161,375	13,489			26,245	$ 201,109
GRANTS (SPECIFY)				$ -						$ -
BOND ISSUES				$ -						$ -
STATE REVOLVING LOAN				$ -						$ -
OTHER (SPECIFY)				$ -						$ -
TOTAL:	$ 233,000	$ -	$ 233,000	$ -	$ 315,000	$ 26,000	$ -	$ -	$ 45,000	$ 386,000

§ 806.1(4) ESTIMATED ANNUAL COST OF OPERATING / MAINTAINING PROJECT OR ASSET	OPERATING IMPACT:	2019	2020	2021	2022	2023	TOTAL
	INCREMENTAL COSTS (NET SAVINGS)						$ -

CITY OF NEWARK, DELAWARE
VEHICLE REPLACEMENT PROGRAM SCHEDULE 2019-2023
STORMWATER UTILITY

VEH NUMB	DESCRIPTION	PURCHASE DATE	PURCHASE PRICE	MILEAGE AS OF 07/31/18	EST MILEAGE AT REPL	NORMAL YEARS LIFE	NORMAL REPL YEAR	BUDGET REPL YEAR	EQUIPMENT SINKING FUND BASIS	REPLACEMENT COSTS 2019	2020	2021	2022	2023
212	2009 Ford Focus	04/03/09	13,489	54,665	80,000	8	2017	2020	13,489		26,000			
230	2007 Int'l SC7000 Sweeper- 4200 Int'l	10/18/16	75,000	10,808	60,000	8	2024	2024	75,000					
231	2017 Tennant ATLV 4300 Litter Vacuum	11/14/17	43,993	--	--	8	2025	2025	43,993					
250	2006 Int'l 4700 Catch Basin Clnr	12/22/05	161,375	77,457	60,000	8	2013	2019	161,375	315,000				
504	2012 Ford Pickup Truck 4x4	09/21/12	26,245	47,220	110,000	10	2022	2023	26,245					45,000

TOTAL STORMWATER UTILITY

	2019	2020	2021	2022	2023
GROSS ACQUISITION COST	**$ 315,000**	**$ 26,000**	**$ -**	**$ -**	**$ 45,000**
LESS: USE OF CAPITAL RESERVES	-	-	-	-	-
LESS: USE OF CURRENT RESOURCES	(153,625)	(12,511)	-	-	(18,755)
NET EQUIPMENT SINKING FUND TOTAL	**$ 161,375**	**$ 13,489**	**$ -**	**$ -**	**$ 26,245**

THIS PAGE IS LEFT INTENTIONALLY BLANK

CITY OF NEWARK, DELAWARE
CAPITAL IMPROVEMENTS PROGRAM 2019-2023
(with current year amended budget)

GENERAL FUND - PUBLIC WORKS AND WATER RESOURCES DEPARTMENT - REFUSE, STREET AND ENGINEERING DIVISIONS

F U N D I N G S U M M A R Y

	2019	2020	2021	2022	2023	Total 5 Year
New Funding:	$ 2,179,150	$ 2,222,395	$ 2,567,736	$ 1,918,178	$ 2,582,441	$ 11,469,900
*Prior Authorized Balance:	$ -	$ -	$ -	$ -	$ -	$ -
2019-2023 Funding:	$ 2,179,150	$ 2,222,395	$ 2,567,736	$ 1,918,178	$ 2,582,441	$ 11,469,900

*Prior Authorized Balance includes 2018 carryover funding only.

PROJECT NUMBER	PROJECT NAME	*	2018 BUDGET AS AMENDED	2019 RESERVES AND OTHER FUNDING	2019 CURRENT FUNDING	2019	2020	2021	2022	2023	TOTAL
REQSF	Equipment Replacement Program	D	$ -	$ -	$ -	$ -	$ 225,000	$ 430,000	$ -	$ -	$ 655,000
H1901	Annual Street Program	D	-	741,671	858,329	1,600,000	1,625,000	1,650,000	1,675,000	1,750,000	8,300,000
H1902	ADA Accessibility Transition Plan	B	-	153,150	-	153,150	156,395	159,736	163,178	166,441	798,900
H1903	Skid Steer Purchase	D	-	-	-	-	-	75,000	-	-	75,000
H1801	Annual Street Program	D	641,671	-	-	-	-	-	-	-	-
H1802	ADA Accessibility Transition Plan	B	140,000	-	-	-	-	-	-	-	-
H1503	Newark Transportation Plan Implementation	B	704,000	-	20,000	20,000	20,000	20,000	20,000	20,000	100,000
HEQSF	Equipment Replacement Program	D	200,000	331,000	-	331,000	196,000	233,000	60,000	611,000	1,431,000
TEQSF	Equipment Replacement Program	D	-	75,000	-	75,000	-	-	-	35,000	110,000
	Total General Fund - Refuse, Street and Engineering Divisions		$ 1,685,671	$ 1,300,821	$ 878,329	$ 2,179,150	$ 2,222,395	$ 2,567,736	$ 1,918,178	$ 2,582,441	$ 11,469,900

PLANNED FINANCING SOURCES

GROSS CAPITAL IMPROVEMENTS	$ 1,685,671	$ 1,300,821	$ 878,329	$ 2,179,150	$ 2,222,395	$ 2,567,736	$ 1,918,178	$ 2,582,441	$ 11,469,900
LESS: USE OF RESERVES	-	(235,867)	-	(235,867)	(173,380)	(201,007)	(9,241)	(239,840)	(859,335)
VEHICLE & EQUIPMENT REPLACEMENT	(200,000)	(170,133)	-	(170,133)	(247,620)	(471,522)	(50,759)	(406,160)	(1,346,194)
GRANTS	(516,671)	(516,671)	-	(516,671)	(516,671)	(516,671)	(516,671)	(612,029)	(2,678,713)
BOND ISSUES	(115,000)	(228,150)	-	(228,150)	(631,395)	(234,736)	(278,430)	-	(1,372,711)
OTHER FINANCING SOURCES	(854,000)	(150,000)	-	(150,000)	(150,000)	(150,000)	(150,000)	-	(600,000)
NET CAPITAL IMPROVEMENTS	$ -	$ -	$ 878,329	$ 878,329	$ 503,329	$ 993,800	$ 913,077	$ 1,324,412	$ 4,612,947

* Justification Codes:
A - Return on Investment
B - Public Safety
C - Community Health
D - Efficiency/Other

PROJECT NO: REQSF

PROJECT TITLE: Equipment Replacement Program

PROJECT STATUS: Reoccurring (with no end date)

*Prior Authorized Balance includes 2018 carryover funding only.

FUNDING SUMMARY:	2019	2020	2021	2022	2023	Total 5 Year
New Funding:	$ -	$ 225,000	$ 430,000	$ -	$ -	$ 655,000
*Prior Authorized Balance:	$ -	$ -	$ -	$ -	$ -	$ -
2019-2023 Funding:	$ -	$ 225,000	$ 430,000	$ -	$ -	$ 655,000

CAPITAL BUDGET - PROJECT DETAIL	
DEPARTMENT:	Public Works & Water Resources
DIVISION:	Refuse
FUND:	General
PROJECT LOCATION:	Various
PROJECT PRIORITY:	1 - Highest Priority Level Project underway and must be completed
COMPREHENSIVE DEVELOPMENT PLANNING VISION ELEMENT:	Sustainable Community

§ 806.1(3) SUMMARY OF PROJECT DATA	
First Year in Program:	Perpetual
Est. Completion Date:	Perpetual
Est. Useful Life (in years):	Various
Est. Total Cost:	$ 848,963
Est. Spend @ 12/31/2018 (if underway)[1]:	$ 193,963
% Complete (if underway):	22.8%
Balance to be funded[1]:	$ 655,000

[1] For ongoing projects, we must estimate total spent since inception through current year to derive the balance to be funded thereafter.

PROJECT COST BY CATEGORY		
CLASSIFICATION	ACCOUNT NUMBER	AMOUNT
Labor:		$ -
Materials:		$ -
Other Contracts:	3063026.9623	$ 655,000
TOTAL PROJECT COST		$ 655,000

[2] Council is not required to authorize budget year funding for this portion, but this portion of the project will indeed represent a cash outflow in the budget year and/or "out years."

Charter § 806.1(2) DESCRIPTION & JUSTIFICATION:

Planned advance funding accumulated through depreciation to replace essential equipment when necessary.

Please see the attached schedule.

Vehicle #423 (2009 International 7400 Rear Loader) - Was pushed back from 2019 to 2020. The vehicle can be retained and used in daily operations, however the maintenance costs related may increase as a result.

PROJECT FINANCING BY PLAN YEAR

§ 806.1(3) SOURCE OF FUNDS:	Prior Authorized[2]	Actual Funds Utilized as of 06/30/18	Estimated Expenditures 07/01/18 - 12/31/18	Estimated Authorized Balance[2] 12/31/18	2019	2020	2021	2022	2023	TOTAL 5 Year CIP
CURRENT RESOURCES				$ -						$ -
CAPITAL RESERVES				$ -		73,225	63,852			$ 137,077
EQUIPMENT REPLACEMENT	193,963	193,963		$ -		151,775	366,148			$ 517,923
GRANTS (SPECIFY)				$ -						$ -
BOND ISSUES				$ -						$ -
STATE REVOLVING LOAN				$ -						$ -
OTHER (SPECIFY)				$ -						$ -
TOTAL:	$ 193,963	$ 193,963	$ -	$ -	$ -	$ 225,000	$ 430,000	$ -	$ -	$ 655,000

§ 806.1(4) ESTIMATED ANNUAL COST OF OPERATING / MAINTAINING PROJECT OR ASSET	OPERATING IMPACT:	2019	2020	2021	2022	2023	TOTAL
	INCREMENTAL COSTS (NET SAVINGS)						$ -

CITY OF NEWARK, DELAWARE
VEHICLE REPLACEMENT PROGRAM SCHEDULE 2019-2023
PUBLIC WORKS AND WATER RESOURCES DEPARTMENT, REFUSE DIVISION

VEH NUMB	DESCRIPTION	PURCHASE DATE	PURCHASE PRICE	MILEAGE AS OF 07/31/18	EST MILEAGE AT REPL	NORMAL YEARS LIFE	NORMAL REPL YEAR	BUDGET REPL YEAR	EQUIPMENT SINKING FUND BASIS	REPLACEMENT COSTS 2019	2020	2021	2022	2023
	REFUSE COLLECTION													
409	2006 Int'l 7400 26CY One-Man Packer	b. 09/12/05	146,659	84,686	65,000	8	2013	--	146,659					
410	2015 Peterbuilt 320 Tractor/Trailer	11/30/14	285,690	42,022	65,000	8	2021	2021	285,690			250,000		
411	2016 Freightliner M2 Class 8	05/26/16	232,105	25,949	65,000	8	2024	2024	232,105					
418	2018 Peterbuilt 348, 6x4 Chassis	02/07/18	193,963	3,392	65,000	8	2018	2026	193,963					
423	2009 Int'l 7400 Rear Loader	06/11/09	151,775	75,894	85,000	8	2017	2019	151,775		225,000			
453	2016 Freightliner M2 Class 8	05/26/16	232,105	22,580	75,000	8	2024	2024	232,105					
454	2016 Freightliner M2 Class 8	01/07/16	235,157	30,067	65,000	8	2024	2024	235,157					
456	2016 Freightliner M2 Class 8	01/07/16	235,157	30,338	65,000	8	2024	2024	235,157					
	SPECIAL COLLECTION													
440	2011 Freightliner Knuckleboom M2-106	06/17/11	116,148	35,660	100,000	10	2021	2021	116,148			180,000		
441	1997 Int'l Knuckleboom	12/31/96	67,190	109,718	--	--	--	--	67,190					
TOTAL REFUSE DIVISION									**GROSS ACQUISITION COST**	**$ -**	**$ 225,000**	**$ 430,000**	**$ -**	**$ -**
									LESS: USE OF CAPITAL RESERVES	-	(73,225)	(63,852)	-	-
									LESS: USE OF CURRENT RESOURCES	-	-	-	-	-
									NET EQUIPMENT SINKING FUND TOTAL	**$ -**	**$ 151,775**	**$ 366,148**	**$ -**	**$ -**

b. This vehicle will not be replaced.

PROJECT NO: H1901

PROJECT TITLE: Annual Street Program

PROJECT STATUS: Reoccurring (with no end date)

*Prior Authorized Balance includes 2018 carryover funding only.

FUNDING SUMMARY:	2019	2020	2021	2022	2023	Total 5 Year
New Funding:	$ 1,600,000	$ 1,625,000	$ 1,650,000	$ 1,675,000	$ 1,750,000	$ 8,300,000
*Prior Authorized Balance:	$ -	$ -	$ -	$ -	$ -	$ -
2019-2023 Funding:	$ 1,600,000	$ 1,625,000	$ 1,650,000	$ 1,675,000	$ 1,750,000	$ 8,300,000

CAPITAL BUDGET - PROJECT DETAIL	
DEPARTMENT:	Public Works & Water Resources
DIVISION:	Street
FUND:	General
PROJECT LOCATION:	Various
PROJECT PRIORITY:	1 - Highest Priority Level Project underway and must be completed
COMPREHENSIVE DEVELOPMENT PLANNING VISION ELEMENT:	Sustainable Community

§ 806.1(3) SUMMARY OF PROJECT DATA	
First Year in Program:	Perpetual
Est. Completion Date:	Perpetual
Est. Useful Life (in years):	15
Est. Total Cost:	$ 8,941,671
Est. Spend @ 12/31/2018 (if underway)[1]:	$ 641,671
% Complete (if underway):	7.2%
Balance to be funded[1]:	$ 8,300,000

[1] For ongoing projects, we must estimate total spent since inception through current year to derive the balance to be funded thereafter.

PROJECT COST BY CATEGORY		
CLASSIFICATION	ACCOUNT NUMBER	AMOUNT
Labor:		$ -
Materials:		$ -
Other Contracts:	3063006.9760	$ 8,300,000
TOTAL PROJECT COST		$ 8,300,000

[2] Council is not required to authorize budget year funding for this portion, but this portion of the project will indeed represent a cash outflow in the budget year and/or "out years."

Charter § 806.1(2) DESCRIPTION & JUSTIFICATION:

REFERENDUM PROJECT

In 2016 we contracted with a consultant to utilize an optimization software to analyze our road survey data. This program provided the City the optimal street repair locations and methods to use for the most economical use of our funding. The result of the analysis was confirmation of the need for an increase in funding for road rehabilitation or else the average Pavement Conditions Index (PCI) for the city will continue to decline and the backlog of needed improvements will continue to increase. As we have previously discussed, the optimization analysis shows that we would need to spend approximately $1.5 - $2.0 Million each year to maintain our current roadway conditions. We ran deterioration simulations using five different annual funding levels: $750M, $1MM, $1.5MM, "Maintain Current Conditions" and "Improve to average PCI of 80."

$750M - Backlog increases from $14.5MM to $29.2MM, PCI decreases from 76 to 61, % "Poor/Very Poor" increases from 20% to 27%
$1MM - Backlog increases from $14.5MM to $24.8MM, PCI decreases from 76 to 65, % "Poor/Very Poor" increases from 20% to 22%
$1.5MM - Backlog increases from $14.5MM to $17.2MM, PCI decreases from 76 to 73, % "Poor/Very Poor" decreases from 20% to 13%
$1.75MM - Backlog decreases from $14.5MM to $12.9MM, PCI remains the same, % "Poor/Very Poor" decreases from 20% to 8%
$2.1MM - Backlog decreases from $14.5MM to $8.8MM, PCI increases from 76 to 80, % "Poor/Very Poor" decreases from 20% to 4%

PROJECT FINANCING BY PLAN YEAR

§ 806.1(3) SOURCE OF FUNDS:	Prior Authorized[2]	Actual Funds Utilized as of 06/30/18	Estimated Expenditures 07/01/18 - 12/31/18	Estimated Authorized Balance[2] 12/31/18	2019	2020	2021	2022	2023	TOTAL 5 Year CIP
CURRENT RESOURCES				$ -	858,329	483,329	908,329	893,077	1,162,971	$ 4,306,035
CAPITAL RESERVES				$ -						$ -
EQUIPMENT REPLACEMENT				$ -						$ -
GRANTS MSA (Updated 2018)	491,671	4,943	486,728	$ -	491,671	491,671	491,671	491,671	587,029	$ 2,553,713
BOND ISSUES				$ -	100,000	500,000	100,000	140,252		$ 840,252
STATE REVOLVING LOAN				$ -						$ -
OTHER CTF	150,000		150,000	$ -	150,000	150,000	150,000	150,000		$ 600,000
TOTAL:	$ 641,671	$ 4,943	$ 636,728	$ -	$ 1,600,000	$ 1,625,000	$ 1,650,000	$ 1,675,000	$ 1,750,000	$ 8,300,000

§ 806.1(4) ESTIMATED ANNUAL COST OF OPERATING / MAINTAINING PROJECT OR ASSET	OPERATING IMPACT:	2019	2020	2021	2022	2023	TOTAL
	INCREMENTAL COSTS (NET SAVINGS)						$ -

PROJECT NO: H1902

PROJECT TITLE: ADA Accessibility Transition Plan

PROJECT STATUS: In Progress (with end date)

*Prior Authorized Balance includes 2018 carryover funding only.

FUNDING SUMMARY:	2019	2020	2021	2022	2023	Total 5 Year
New Funding:	$ 153,150	$ 156,395	$ 159,736	$ 163,178	$ 166,441	$ 798,900
*Prior Authorized Balance:	$ -	$ -	$ -	$ -	$ -	$ -
2019-2023 Funding:	**$ 153,150**	**$ 156,395**	**$ 159,736**	**$ 163,178**	**$ 166,441**	**$ 798,900**

CAPITAL BUDGET - PROJECT DETAIL	
DEPARTMENT:	Public Works & Water Resources
DIVISION:	Street
FUND:	General
PROJECT LOCATION:	Various
PROJECT PRIORITY:	1 - Highest Priority Level Project underway and must be completed
COMPREHENSIVE DEVELOPMENT PLANNING VISION ELEMENT:	Inclusive Community

§ 806.1(3) SUMMARY OF PROJECT DATA	
First Year in Program:	2009
Est. Completion Date:	2026
Est. Useful Life (in years):	20
Est. Total Cost:	$ 938,900
Est. Spend @ 12/31/2018 (if underway)[1]:	$ 140,000
% Complete (if underway):	14.9%
Balance to be funded[1]:	$ 798,900

[1] For ongoing projects, we must estimate total spent since inception through current year to derive the balance to be funded thereafter.

PROJECT COST BY CATEGORY		
CLASSIFICATION	ACCOUNT NUMBER	AMOUNT
Labor:		$ -
Other Contracts:	1191196.9621	$ 125,000
Other Contracts:	3063006.9760	$ 673,900
TOTAL PROJECT COST		$ 798,900

[2] Council is not required to authorize budget year funding for this portion, but this portion of the project will indeed represent a cash outflow in the budget year and/or "out years."

Charter § 806.1(2) DESCRIPTION & JUSTIFICATION:

REFERENDUM PROJECT

The US Department of Justice per the ADA (American with Disabilities Act) requires incorporated communities to establish a transition plan to upgrade their public facilities to meet ADA accessibility standards.

ADA Handicap Ramps **As of April 1, 2018**	
ADA Compliant Ramps	1,431
Non-ADA Compliant Ramps	342
Total Ramps	**1,773**

Locations in Need of Ramp	5
Ramps to be contracted in 2018 pending Council Approval	30

The 2019 ADA Accessibility Contract will address approximately 40 of these non-compliant ramps, assuming favorable bid results that allow us to execute the entire proposed contract.

Since we have a plan in place to address non-compliant ramps and are successfully following the plan we are in compliance with the ADA.

PROJECT FINANCING BY PLAN YEAR

§ 806.1(3) SOURCE OF FUNDS:	Prior Authorized[2]	Actual Funds Utilized as of 06/30/18	Estimated Expenditures 07/01/18 - 12/31/18	Estimated Authorized Balance[2] 12/31/18	2019	2020	2021	2022	2023	TOTAL 5 Year CIP
CURRENT RESOURCES				$ -					141,441	$ 141,441
CAPITAL RESERVES				$ -						$ -
EQUIPMENT REPLACEMENT				$ -						$ -
GRANTS CDBG	25,000		25,000	$ -	25,000	25,000	25,000	25,000	25,000	$ 125,000
BOND ISSUES	115,000		115,000	$ -	128,150	131,395	134,736	138,178		$ 532,459
STATE REVOLVING LOAN				$ -						$ -
OTHER (SPECIFY)				$ -						$ -
TOTAL:	**$ 140,000**	**$ -**	**$ 140,000**	**$ -**	**$ 153,150**	**$ 156,395**	**$ 159,736**	**$ 163,178**	**$ 166,441**	**$ 798,900**

§ 806.1(4) ESTIMATED ANNUAL COST OF OPERATING / MAINTAINING PROJECT OR ASSET	OPERATING IMPACT:	2019	2020	2021	2022	2023	TOTAL
	INCREMENTAL COSTS (NET SAVINGS)						$ -

PROJECT NO: H1903

PROJECT TITLE: Skid Steer Purchase

PROJECT STATUS: In Progress (with end date)

*Prior Authorized Balance includes 2018 carryover funding only.

FUNDING SUMMARY:	2019	2020	2021	2022	2023	Total 5 Year
New Funding:	$ -	$ -	$ 75,000	$ -	$ -	$ 75,000
*Prior Authorized Balance:	$ -	$ -	$ -	$ -	$ -	$ -
2019-2023 Funding:	$ -	$ -	$ 75,000	$ -	$ -	$ 75,000

CAPITAL BUDGET - PROJECT DETAIL	
DEPARTMENT:	Public Works & Water Resources
DIVISION:	Street
FUND:	General
PROJECT LOCATION:	Field Operations Complex
PROJECT PRIORITY:	3 - Medium-High
The City would be taking a calculated risk in the deferral of this item	
COMPREHENSIVE DEVELOPMENT PLANNING VISION ELEMENT:	Healthy & Active Community

§ 806.1(3) SUMMARY OF PROJECT DATA	
First Year in Program:	2019
Est. Completion Date:	2021
Est. Useful Life (in years):	N/A
Est. Total Cost:	$ 75,000
Est. Spend @ 12/31/2018 (if underway)[1]:	$ -
% Complete (if underway):	0.0%
Balance to be funded[1]:	$ 75,000

[1] For ongoing projects, we must estimate total spent since inception through current year to derive the balance to be funded thereafter.

PROJECT COST BY CATEGORY		
CLASSIFICATION	ACCOUNT NUMBER	AMOUNT
Labor:		$ -
Materials:	3063006.9622	$ 75,000
Other Contracts:		$ -
TOTAL PROJECT COST		$ 75,000

[2] Council is not required to authorize budget year funding for this portion, but this portion of the project will indeed represent a cash outflow in the budget year and/or "out years."

Charter § 806.1(2) DESCRIPTION & JUSTIFICATION:

PWWR has from time to time rented a skid steer type piece of equipment for various in-house projects over the past 5 years. It has come in handy on these projects and allowed all divisions to complete tasks more efficiently and effectively. There are several implements that can be fitted to the front of the machine including, but not limited to the following:

snow blower - the anticipated two-way cycletrack on Delaware Avenue will require a piece of equipment to remove the snow in a smaller space than our traditional plows will be able to. This option would allow us to blow the snow directly into a dump truck for removal from this busy road.

asphalt milling head - Currently asphalt patches are completed in three steps by sawcutting, digging out the old, then laying the new asphalt. This head would allow us to quickly mill out the old paving and lay the new paving, likely in the same day. Use in conjuction with the asphalt patching machine would allow a better repair of problem potholes.

rotary broom - easy cleanup of road surfaces after maintenance operations

snow plow

PROJECT FINANCING BY PLAN YEAR

§ 806.1(3) SOURCE OF FUNDS:	Prior Authorized[2]	Actual Funds Utilized as of 06/30/18	Estimated Expenditures 07/01/18 - 12/31/18	Estimated Authorized Balance[2] 12/31/18	2019	2020	2021	2022	2023	TOTAL 5 Year CIP
CURRENT RESOURCES				$ -			75,000			$ 75,000
CAPITAL RESERVES				$ -						$ -
EQUIPMENT REPLACEMENT				$ -						$ -
GRANTS (SPECIFY)				$ -						$ -
BOND ISSUES				$ -						$ -
STATE REVOLVING LOAN				$ -						$ -
OTHER (SPECIFY)				$ -						$ -
TOTAL:	$ -	$ -	$ -	$ -	$ -	$ -	$ 75,000	$ -	$ -	$ 75,000

§ 806.1(4) ESTIMATED ANNUAL COST OF OPERATING / MAINTAINING PROJECT OR ASSET	OPERATING IMPACT:	2019	2020	2021	2022	2023	TOTAL
	INCREMENTAL COSTS (NET SAVINGS)			750	750	750	$ 2,250

PROJECT NO: H1503

PROJECT TITLE: Newark Transportation Plan Implementation

PROJECT STATUS: In Progress (with end date)

*Prior Authorized Balance includes 2018 carryover funding only.

FUNDING SUMMARY:	2019	2020	2021	2022	2023	Total 5 Year
New Funding:	$ 20,000	$ 20,000	$ 20,000	$ 20,000	$ 20,000	$ 100,000
*Prior Authorized Balance:	$ -	$ -	$ -	$ -	$ -	$ -
2019-2023 Funding:	$ 20,000	$ 20,000	$ 20,000	$ 20,000	$ 20,000	$ 100,000

CAPITAL BUDGET - PROJECT DETAIL	
DEPARTMENT:	Public Works & Water Resources
DIVISION:	Street
FUND:	General
PROJECT LOCATION:	Various
PROJECT PRIORITY:	2 - High Priority Level
Critical need to remediate failing service, prevent failure, or generate savings	
COMPREHENSIVE DEVELOPMENT PLANNING VISION ELEMENT:	Healthy & Active Community

§ 806.1(3) SUMMARY OF PROJECT DATA	
First Year in Program:	2015
Est. Completion Date:	2023
Est. Useful Life (in years):	20
Est. Total Cost:	$ 1,057,759
Est. Spend @ 12/31/2018 (if underway)[1]:	$ 957,759
% Complete (if underway):	90.5%
Balance to be funded[1]:	$ 100,000

[1] For ongoing projects, we must estimate total spent since inception through current year to derive the balance to be funded thereafter.

PROJECT COST BY CATEGORY		
CLASSIFICATION	ACCOUNT NUMBER	AMOUNT
Labor:		$ -
Materials:		$ -
Other Contracts:	3063006.9760	$ 100,000
TOTAL PROJECT COST		$ 100,000

[2] Council is not required to authorize budget year funding for this portion, but this portion of the project will indeed represent a cash outflow in the budget year and/or "out years."

Charter § 806.1(2) DESCRIPTION & JUSTIFICATION:

Newark City Council has approved the "Newark Transportation Plan" and "Newark Bicycle Plan" and this project intends to begin implementing the recommendations contained within each plan.

The major part of this project, the Main Street pedestrian upgrades, is scheduled to begin in March of 2019 in conjunction with the repaving of Main Street.

Funding remains in the out years in order to take advantage of grant opportunities, which are typically 20% matches for federal money.

PROJECT FINANCING BY PLAN YEAR

§ 806.1(3) SOURCE OF FUNDS:	Prior Authorized[2]	Actual Funds Utilized as of 06/30/18	Estimated Expenditures 07/01/18 - 12/31/18	Estimated Authorized Balance[2] 12/31/18	2019	2020	2021	2022	2023	TOTAL 5 Year CIP
CURRENT RESOURCES				$ -	20,000	20,000	20,000	20,000	20,000	$ 100,000
CAPITAL RESERVES	253,759		253,759	$ -						$ -
EQUIPMENT REPLACEMENT				$ -						$ -
GRANTS (SPECIFY)				$ -						$ -
BOND ISSUES				$ -						$ -
STATE REVOLVING LOAN				$ -						$ -
OTHER DelDOT	704,000		704,000	$ -						$ -
TOTAL:	$ 957,759	$ -	$ 957,759	$ -	$ 20,000	$ 20,000	$ 20,000	$ 20,000	$ 20,000	$ 100,000

§ 806.1(4) ESTIMATED ANNUAL COST OF OPERATING / MAINTAINING PROJECT OR ASSET	OPERATING IMPACT:	2019	2020	2021	2022	2023	TOTAL
	INCREMENTAL COSTS (NET SAVINGS)						$ -

PROJECT NO: HEQSF

PROJECT TITLE: Equipment Replacement Program

PROJECT STATUS: Reoccurring (with no end date)

*Prior Authorized Balance includes 2018 carryover funding only.

FUNDING SUMMARY:	2019	2020	2021	2022	2023	Total 5 Year
New Funding:	$ 331,000	$ 196,000	$ 233,000	$ 60,000	$ 611,000	$ 1,431,000
*Prior Authorized Balance:	$ -	$ -	$ -	$ -	$ -	$ -
2019-2023 Funding:	$ 331,000	$ 196,000	$ 233,000	$ 60,000	$ 611,000	$ 1,431,000

CAPITAL BUDGET - PROJECT DETAIL	
DEPARTMENT:	Public Works & Water Resources
DIVISION:	Street
FUND:	General
PROJECT LOCATION:	Various
PROJECT PRIORITY:	1 - Highest Priority Level Project underway and must be completed
COMPREHENSIVE DEVELOPMENT PLANNING VISION ELEMENT:	Sustainable Community

§ 806.1(3) SUMMARY OF PROJECT DATA	
First Year in Program:	Perpetual
Est. Completion Date:	Perpetual
Est. Useful Life (in years):	Various
Est. Total Cost:	$ 2,126,000
Est. Spend @ 12/31/2018 (if underway)[1]:	$ 695,000
% Complete (if underway):	32.7%
Balance to be funded[1]:	$ 1,431,000

[1] For ongoing projects, we must estimate total spent since inception through current year to derive the balance to be funded thereafter.

PROJECT COST BY CATEGORY		
CLASSIFICATION	ACCOUNT NUMBER	AMOUNT
Labor:		$ -
Materials:		$ -
Other Contracts:	3063026.9623	$ 1,431,000
TOTAL PROJECT COST		$ 1,431,000

[2] Council is not required to authorize budget year funding for this portion, but this portion of the project will indeed represent a cash outflow in the budget year and/or "out years."

Charter § 806.1(2) DESCRIPTION & JUSTIFICATION:

Planned advance funding accumulated through depreciation to replace essential equipment when necessary.

Please see the attached schedule.

PROJECT FINANCING BY PLAN YEAR

§ 806.1(3) SOURCE OF FUNDS:	Prior Authorized[2]	Actual Funds Utilized as of 06/30/18	Estimated Expenditures 07/01/18 - 12/31/18	Estimated Authorized Balance[2] 12/31/18	2019	2020	2021	2022	2023	TOTAL 5 Year CIP
CURRENT RESOURCES				$ -						$ -
CAPITAL RESERVES				$ -	208,204	100,155	127,626	9,241	226,646	$ 671,872
EQUIPMENT REPLACEMENT	695,000	130,031	564,969	$ -	122,796	95,845	105,374	50,759	384,354	$ 759,128
GRANTS (SPECIFY)				$ -						$ -
BOND ISSUES				$ -						$ -
STATE REVOLVING LOAN				$ -						$ -
OTHER (SPECIFY)				$ -						$ -
TOTAL:	$ 695,000	$ 130,031	$ 564,969	$ -	$ 331,000	$ 196,000	$ 233,000	$ 60,000	$ 611,000	$ 1,431,000

§ 806.1(4) ESTIMATED ANNUAL COST OF OPERATING / MAINTAINING PROJECT OR ASSET	OPERATING IMPACT:	2019	2020	2021	2022	2023	TOTAL
	INCREMENTAL COSTS (NET SAVINGS)						$ -

CITY OF NEWARK, DELAWARE
VEHICLE REPLACEMENT PROGRAM SCHEDULE 2019-2023
PUBLIC WORKS AND WATER RESOURCES DEPARTMENT, STREET DIVISION

VEH NUMB	DESCRIPTION		PURCHASE DATE	PURCHASE PRICE	MILEAGE AS OF 07/31/18	EST MILEAGE AT REPL	NORMAL YEARS LIFE	NORMAL REPL YEAR	BUDGET REPL YEAR	EQUIPMENT SINKING FUND BASIS	REPLACEMENT COSTS 2019	2020	2021	2022	2023
	FOREMAN'S TRUCK														
515	2013 Ford F150 Pickup 4x4		06/28/13	19,994	41,751	95,000	10	2023	2023	19,994					45,000
	SIGNS & PAINTING														
551	2012 Ford F450 Stake Truck		01/20/12	50,759	51,632	100,500	8	2020	2022	50,759				60,000	
	DUMP TRUCKS														
522	2015 Ford F650		07/31/15	106,500	10,517	75,000	10	2025	2025	106,500					
523	2012 International 7400 SBA	c.	10/14/11	161,985	20,612	75,000	7	2018	2023	161,985					260,000
528	2002 Int'l 4900 Dump Truck		08/31/01	88,107	59,320	100,000	10	2011	2019	88,107	248,000				
542	2017 Ford F350 Super Duty/Dump Body		11/27/17	53,746	2,998	85,000	10	2027	2027	53,746					
550	2004 Int'l 7400 Dump Truck		11/21/03	95,845	64,995	75,000	10	2013	2020	95,845		196,000			
553	2013 Int'l 7400 Dump Truck/Swap Loader	d.	03/28/13	161,985	17,578	80,000	10	2023	2024	161,985					
554	2004 Int'l 7400 Dump Truck		11/21/03	95,845	65,918	60,000	10	2013	2021	95,845			208,000		
	OTHER EQUIPMENT														
502	1984 Ingersall Air Compressor		02/13/85	9,529	--	--	--	--	2021	9,529			25,000		
508	2000 Tarco Windy 400 Vac Leaf Loader	e.	12/15/00	35,200	--	--	--	--	--	0					
509	2001 Tarco Windy 400 Vac Leaf Loader	e.	07/13/01	35,200	--	--	--	--	--	0					
510	2000 Tarco Windy 400 Vac Leaf Loader		02/20/98	34,689	--	--	12	2010	2019	34,689	83,000				
511	2013 Case 590 SM Loader/Backhoe 4x4		01/07/14	92,375	--	--	9	2023	2023	92,375					150,000
525	2011 ODB Leaf Machine 20CY		10/14/11	55,000	--	--	7	2018	2023	55,000					78,000
527	2013 ODB Leaf Loader 20CY		03/28/13	55,000	--	--	10	2023	2023	55,000					78,000
531	2018 Case 621G Wheel Loader		06/01/18	165,031	--	--	10	2018	2028	165,031					
TOTAL STREET DIVISION															
										GROSS ACQUISITION COST	**$ 331,000**	**$ 196,000**	**$ 233,000**	**$ 60,000**	**$ 611,000**
										LESS: USE OF CAPITAL RESERVES	(208,204)	(100,155)	(127,626)	(9,241)	(226,646)
										LESS: USE OF CURRENT RESOURCES	-	-	-	-	-
										NET EQUIPMENT SINKING FUND TOTAL	**$ 122,796**	**$ 95,845**	**$ 105,374**	**$ 50,759**	**$ 384,354**

c. This vehicle is the first swaploader purchase. Old 523, a 1997 Int'l 4900, was renumbered 552 and retained as a backup vehicle.

d. This vehicle is the second swaploader- funds from 508 and 509 (not to be replaced) were used to purchase in 2013.

e. This vehicle will not be replaced - its replacement funds were used as part of the second swap loader replacement (vehicle 553)

PROJECT NO: TEQSF

PROJECT TITLE: Equipment Replacement Program

PROJECT STATUS: Reoccurring (with no end date)

*Prior Authorized Balance includes 2018 carryover funding only.

FUNDING SUMMARY:	2019	2020	2021	2022	2023	Total 5 Year
New Funding:	$ 75,000	$ -	$ -	$ -	$ 35,000	$ 110,000
*Prior Authorized Balance:	$ -	$ -	$ -	$ -	$ -	$ -
2019-2023 Funding:	**$ 75,000**	**$ -**	**$ -**	**$ -**	**$ 35,000**	**$ 110,000**

CAPITAL BUDGET - PROJECT DETAIL	
DEPARTMENT:	Public Works & Water Resources
DIVISION:	Engineering
FUND:	General
PROJECT LOCATION:	Various
PROJECT PRIORITY:	1 - Highest Priority Level Project underway and must be completed
COMPREHENSIVE DEVELOPMENT PLANNING VISION ELEMENT:	Sustainable Community

§ 806.1(3) SUMMARY OF PROJECT DATA	
First Year in Program:	Perpetual
Est. Completion Date:	Perpetual
Est. Useful Life (in years):	Various
Est. Total Cost:	$ 110,000
Est. Spend @ 12/31/2018 (if underway)[1]:	$ -
% Complete (if underway):	0.0%
Balance to be funded[1]:	$ 110,000

[1] For ongoing projects, we must estimate total spent since inception through current year to derive the balance to be funded thereafter.

PROJECT COST BY CATEGORY		
CLASSIFICATION	ACCOUNT NUMBER	AMOUNT
Labor:		$ -
Materials:		$ -
Other Contracts:	3063026.9623	$ 110,000
TOTAL PROJECT COST		$ 110,000

[2] Council is not required to authorize budget year funding for this portion, but this portion of the project will indeed represent a cash outflow in the budget year and/or "out years."

Charter § 806.1(2) DESCRIPTION & JUSTIFICATION:

Planned advance funding accumulated through depreciation to replace essential equipment when necessary.

Please see the attached schedule.

PROJECT FINANCING BY PLAN YEAR

§ 806.1(3) SOURCE OF FUNDS:	Prior Authorized[2]	Actual Funds Utilized as of 06/30/18	Estimated Expenditures 07/01/18 - 12/31/18	Estimated Authorized Balance[2] 12/31/18	2019	2020	2021	2022	2023	TOTAL 5 Year CIP
CURRENT RESOURCES				$ -						$ -
CAPITAL RESERVES				$ -	27,663				13,194	$ 40,857
EQUIPMENT REPLACEMENT				$ -	47,337				21,806	$ 69,143
GRANTS (SPECIFY)				$ -						$ -
BOND ISSUES				$ -						$ -
STATE REVOLVING LOAN				$ -						$ -
OTHER (SPECIFY)				$ -						$ -
TOTAL:	**$ -**	**$ -**	**$ -**	**$ -**	**$ 75,000**	**$ -**	**$ -**	**$ -**	**$ 35,000**	**$ 110,000**

§ 806.1(4) ESTIMATED ANNUAL COST OF OPERATING / MAINTAINING PROJECT OR ASSET	OPERATING IMPACT:	2019	2020	2021	2022	2023	TOTAL
	INCREMENTAL COSTS (NET SAVINGS)						$ -

CITY OF NEWARK, DELAWARE
VEHICLE REPLACEMENT PROGRAM SCHEDULE 2019-2023
PUBLIC WORKS AND WATER RESOURCES DEPARTMENT, ENGINEERING DIVISION

VEH NUMB	DESCRIPTION	PURCHASE DATE	PURCHASE PRICE	MILEAGE AS OF 07/31/18	EST MILEAGE AT REPL	NORMAL YEARS LIFE	NORMAL REPL YEAR	BUDGET REPL YEAR	EQUIPMENT SINKING FUND BASIS	REPLACEMENT COSTS 2019	2020	2021	2022	2023
	STAFF VEHICLES													
714	2015 Ford F350 SD Pickup Truck	11/30/14	30,978	11,881	85,000	10	2025	2025	30,978					
735	2002 Dodge Ram 1500 Pickup Truck	04/26/02	13,543	89,415	80,000	10	2012	2019	13,543	25,000				
	INSPECTORS													
700	2001 Jeep Cherokee 4x4	03/16/01	18,814	57,752	65,000	10	2011	2019	18,814	25,000				
711	2003 Dodge Ram 1500 Pickup Truck	09/13/02	14,980	63,970	52,000	10	2012	2019	14,980	25,000				
748	2017 Ford F150 Pickup Truck	08/04/17	20,832	4,789	60,000	10	2027	2027	20,832					
	SURVEY VAN													
746	2013 Ford Van Transit Connect	08/30/13	21,806	12,409	99,000	10	2023	2023	21,806					35,000
TOTAL ENGINEERING DIVISION									**GROSS ACQUISITION COST**	**$ 75,000**	**$ -**	**$ -**	**$ -**	**$ 35,000**
									LESS: USE OF CAPITAL RESERVES	(27,663)	-	-	-	(13,194)
									LESS: USE OF CURRENT RESOURCES	-	-	-	-	-
									NET EQUIPMENT SINKING FUND TOTAL	**$ 47,337**	**$ -**	**$ -**	**$ -**	**$ 21,806**

THIS PAGE IS LEFT INTENTIONALLY BLANK

CITY OF NEWARK, DELAWARE
CAPITAL IMPROVEMENTS PROGRAM 2019-2023
(with current year amended budget)

GENERAL FUND - POLICE DEPARTMENT

F U N D I N G S U M M A R Y

	2019	2020	2021	2022	2023	Total 5 Year
New Funding:	$ 613,324	$ 501,868	$ 281,492	$ 211,682	$ 734,262	$ 2,342,628
*Prior Authorized Balance:	$ -	$ -	$ -	$ -	$ -	$ -
2019-2023 Funding:	$ 613,324	$ 501,868	$ 281,492	$ 211,682	$ 734,262	$ 2,342,628

*Prior Authorized Balance includes 2018 carryover funding only.

PROJECT NUMBER	PROJECT NAME	*	2018 BUDGET AS AMENDED	2019 RESERVES AND OTHER FUNDING	2019 CURRENT FUNDING	2019	2020	2021	2022	2023	TOTAL
C1902	Mobile Video Recording Refresh	B	$ -	$ 75,000	$ 115,224	$ 190,224	$ 50,116	$ 50,116	$ 50,116	$ 50,116	$ 390,688
C1903	NPD Ethernet Rewiring Project	D	-	-	32,000	32,000	-	-	-	-	32,000
C1904	Body Worn Camera Project	B	-	90,000	25,658	115,658	68,268	68,268	68,268	68,268	388,730
C1801	Motorola Vehicle Radio Upgrade	B	108,603	-	-	-	-	-	-	-	-
C1802	Police Office Chair Replacement Program	D	9,500	-	-	-	-	-	-	-	-
I1806	Police Car Retrofit	B	120,000	-	-	-	-	-	-	-	-
C1601	Taser X26P Replacement	B	20,389	21,408	-	21,408	22,478	23,602	24,782	26,021	118,291
C1401	Ballistic Vests	B	3,000	14,034	-	14,034	10,006	35,506	16,516	4,857	80,919
CEQSF	Equipment Replacement Program	B	184,000	240,000	-	240,000	351,000	104,000	52,000	585,000	1,332,000
	Total General Fund - Police Department		$ 445,492	$ 440,442	$ 172,882	$ 613,324	$ 501,868	$ 281,492	$ 211,682	$ 734,262	$ 2,342,628

PLANNED FINANCING SOURCES									
GROSS CAPITAL IMPROVEMENTS	$ 445,492	$ 440,442	$ 172,882	$ 613,324	$ 501,868	$ 281,492	$ 211,682	$ 734,262	$ 2,342,628
LESS: USE OF RESERVES	-	(50,923)	-	(50,923)	(81,193)	(29,298)	(20,160)	(201,510)	(383,084)
VEHICLE & EQUIPMENT REPLACEMENT	(325,492)	(224,519)	-	(224,519)	(302,291)	(133,810)	(73,138)	(414,368)	(1,148,126)
GRANTS	-	(165,000)	-	(165,000)	-	-	-	-	(165,000)
BOND ISSUES	-	-	-	-	-	-	-	-	-
OTHER FINANCING SOURCES	-	-	-	-	-	-	-	-	-
NET CAPITAL IMPROVEMENTS	$ 120,000	$ -	$ 172,882	$ 172,882	$ 118,384	$ 118,384	$ 118,384	$ 118,384	$ 646,418

* Justification Codes:
A - Return on Investment
B - Public Safety
C - Community Health
D - Efficiency/Other

PROJECT NO: C1902

PROJECT TITLE: Mobile Video Recording Refresh

PROJECT STATUS: New Project

*Prior Authorized Balance includes 2018 carryover funding only.

FUNDING SUMMARY:	2019	2020	2021	2022	2023	Total 5 Year
New Funding:	$ 190,224	$ 50,116	$ 50,116	$ 50,116	$ 50,116	$ 390,688
*Prior Authorized Balance:	$ -	$ -	$ -	$ -	$ -	$ -
2019-2023 Funding:	**$ 190,224**	**$ 50,116**	**$ 50,116**	**$ 50,116**	**$ 50,116**	**$ 390,688**

CAPITAL BUDGET - PROJECT DETAIL	
DEPARTMENT:	Police
DIVISION:	Police
FUND:	General
PROJECT LOCATION:	Police Station
PROJECT PRIORITY:	1 - Highest Priority Level Project underway and must be completed
COMPREHENSIVE DEVELOPMENT PLANNING VISION ELEMENT:	Not Applicable

§ 806.1(3) SUMMARY OF PROJECT DATA	
First Year in Program:	2019
Est. Completion Date:	2023
Est. Useful Life (in years):	7.5
Est. Total Cost:	$ 390,688
Est. Spend @ 12/31/2018 (if underway)[1]:	$ -
% Complete (if underway):	0.0%
Balance to be funded[1]:	$ 390,688

[1] For ongoing projects, we must estimate total spent since inception through current year to derive the balance to be funded thereafter.

PROJECT COST BY CATEGORY		
CLASSIFICATION	ACCOUNT NUMBER	AMOUNT
Labor:	3063006.9622	$ 17,500
Materials:	3063006.9622	$ 151,308
Other Contracts:	3063006.9622	$ 221,880
TOTAL PROJECT COST		$ 390,688

[2] Council is not required to authorize budget year funding for this portion, but this portion of the project will indeed represent a cash outflow in the budget year and/or "out years."

Charter § 806.1(2) DESCRIPTION & JUSTIFICATION:

The Newark Police Department initiated equipping its patrol vehicles with mobile video recorders (MVRs) in 2009 and selected L3 Mobile -Vision Inc. as the fleet MVR solution. The direct and corroborating evidence captured from the MVRs has been beneficial for evidence-based prosecutions. Moreover, with the ubiquitous presence of digital evidence being available from smart phones to vast surveillance platforms, police departments are often expected to have capabilities to capture digital evidence. These expectations are held by the general public and range to the prosecutor's office. Newark Police Department's mobile video solution has reached it end of life expectancy and in fact are no longer supported for hardware issues and current in car Flashback systems are no longer eligible for coverage. Subsequent to the installation of the L3 Mobile-Vision Inc. in the vehicles, the police department integrated building interview rooms to the same platform. The integration allowed officers and investigators to store and retrieve digital evidence in a seamless manner.

The police department is seeking to implement a fully integrated solution for its officers/investigators to include mobile video recorders (MVRs) for the vehicles [Please see Capital Project C1902], body-worn cameras (BWCs) and interview room recordings [Please see Capital Project C1904]. The integrated solution would vastly increase the police department's needed ability to garner digital evidence and aid in the evidence-based prosecution phase.

Newark Police Department will equip (25) twenty-five vehicle with MVRs and has obtained a State grant to support the inclusion of MVRs in the amount of $75,000.00.

PROJECT FINANCING BY PLAN YEAR

§ 806.1(3) SOURCE OF FUNDS:	Prior Authorized[2]	Actual Funds Utilized as of 06/30/18	Estimated Expenditures 07/01/18 - 12/31/18	Estimated Authorized Balance[2] 12/31/18	2019	2020	2021	2022	2023	TOTAL 5 Year CIP
CURRENT RESOURCES				$ -	115,224	50,116	50,116	50,116	50,116	$ 315,688
CAPITAL RESERVES				$ -						$ -
EQUIPMENT REPLACEMENT				$ -						$ -
GRANTS FCVC				$ -	75,000					$ 75,000
BOND ISSUES				$ -						$ -
STATE REVOLVING LOAN				$ -						$ -
OTHER (SPECIFY)				$ -						$ -
TOTAL:	$ -	$ -	$ -	$ -	**$ 190,224**	**$ 50,116**	**$ 50,116**	**$ 50,116**	**$ 50,116**	**$ 390,688**

§ 806.1(4) ESTIMATED ANNUAL COST OF OPERATING / MAINTAINING PROJECT OR ASSET	OPERATING IMPACT:	2019	2020	2021	2022	2023	TOTAL
	INCREMENTAL COSTS (NET SAVINGS)						$ -

PROJECT NO: C1903

PROJECT TITLE: NPD Ethernet Rewiring Project

PROJECT STATUS: New Project

*Prior Authorized Balance includes 2018 carryover funding only.

FUNDING SUMMARY:	2019	2020	2021	2022	2023	Total 5 Year
New Funding:	$ 32,000	$ -	$ -	$ -	$ -	$ 32,000
*Prior Authorized Balance:	$ -	$ -	$ -	$ -	$ -	$ -
2019-2023 Funding:	$ 32,000	$ -	$ -	$ -	$ -	$ 32,000

CAPITAL BUDGET - PROJECT DETAIL	
DEPARTMENT:	Police
DIVISION:	Police
FUND:	General
PROJECT LOCATION:	Police Station
PROJECT PRIORITY:	4 - Medium
This project is a NEED and not a WANT, but no significant risk in the deferral of this item	
COMPREHENSIVE DEVELOPMENT PLANNING VISION ELEMENT:	Not Applicable

§ 806.1(3) SUMMARY OF PROJECT DATA	
First Year in Program:	2019
Est. Completion Date:	2019
Est. Useful Life (in years):	N/A
Est. Total Cost:	$ 32,000
Est. Spend @ 12/31/2018 (if underway)[1]:	$ -
% Complete (if underway):	0.0%
Balance to be funded[1]:	$ 32,000

[1] For ongoing projects, we must estimate total spent since inception through current year to derive the balance to be funded thereafter.

PROJECT COST BY CATEGORY		
CLASSIFICATION	ACCOUNT NUMBER	AMOUNT
Labor:		$ -
Materials:	3063006.9622	$ 32,000
Other Contracts:		$ -
TOTAL PROJECT COST		$ 32,000

[2] Council is not required to authorize budget year funding for this portion, but this portion of the project will indeed represent a cash outflow in the budget year and/or "out years."

Charter § 806.1(2) DESCRIPTION & JUSTIFICATION:

The network cabling within the Police Department (CAT5) does not meet current cabling standards (CAT6). The number of network locations are not adequate for current staffing needs as well as these locations are not ideally suited for current office layout. Multiple cables have been extended and spliced together to accomplish new needs within the department. It is IT's recommendation that an over-haul of the cabling occur in 2019 with a consolidated data closet installed. This project is similar to what the Municipal Building undertook to achieve the same improvements.

PROJECT FINANCING BY PLAN YEAR

§ 806.1(3) SOURCE OF FUNDS:	Prior Authorized[2]	Actual Funds Utilized as of 06/30/18	Estimated Expenditures 07/01/18 - 12/31/18	Estimated Authorized Balance[2] 12/31/18	2019	2020	2021	2022	2023	TOTAL 5 Year CIP
CURRENT RESOURCES				$ -	32,000					$ 32,000
CAPITAL RESERVES				$ -						$ -
EQUIPMENT REPLACEMENT				$ -						$ -
GRANTS (SPECIFY)				$ -						$ -
BOND ISSUES				$ -						$ -
STATE REVOLVING LOAN				$ -						$ -
OTHER (SPECIFY)				$ -						$ -
TOTAL:	$ -	$ -	$ -	$ -	$ 32,000	$ -	$ -	$ -	$ -	$ 32,000

§ 806.1(4) ESTIMATED ANNUAL COST OF OPERATING / MAINTAINING PROJECT OR ASSET	OPERATING IMPACT:	2019	2020	2021	2022	2023	TOTAL
	INCREMENTAL COSTS (NET SAVINGS)						$ -

PROJECT NO: C1904

PROJECT TITLE: Body Worn Camera Project

PROJECT STATUS: New Project

*Prior Authorized Balance includes 2018 carryover funding only.

FUNDING SUMMARY:	2019	2020	2021	2022	2023	Total 5 Year
New Funding:	$ 115,658	$ 68,268	$ 68,268	$ 68,268	$ 68,268	$ 388,730
*Prior Authorized Balance:	$ -	$ -	$ -	$ -	$ -	$ -
2019-2023 Funding:	**$ 115,658**	**$ 68,268**	**$ 68,268**	**$ 68,268**	**$ 68,268**	**$ 388,730**

CAPITAL BUDGET - PROJECT DETAIL	
DEPARTMENT:	Police
DIVISION:	Police
FUND:	General
PROJECT LOCATION:	Police Station
PROJECT PRIORITY:	1 - Highest Priority Level Project underway and must be completed
COMPREHENSIVE DEVELOPMENT PLANNING VISION ELEMENT:	Not Applicable

§ 806.1(3) SUMMARY OF PROJECT DATA	
First Year in Program:	2019
Est. Completion Date:	2023
Est. Useful Life (in years):	7.5
Est. Total Cost:	$ 388,730
Est. Spend @ 12/31/2018 (if underway)[1]:	$ -
% Complete (if underway):	0.0%
Balance to be funded[1]:	$ 388,730

[1] For ongoing projects, we must estimate total spent since inception through current year to derive the balance to be funded thereafter.

PROJECT COST BY CATEGORY		
CLASSIFICATION	**ACCOUNT NUMBER**	**AMOUNT**
Labor:	3063006.9622	$ 2,500
Materials:	3063006.9622	$ 61,690
Other Contracts:	3063006.9622	$ 324,540
TOTAL PROJECT COST		$ 388,730

[2] Council is not required to authorize budget year funding for this portion, but this portion of the project will indeed represent a cash outflow in the budget year and/or "out years."

Charter § 806.1(2) DESCRIPTION & JUSTIFICATION:

The police department is seeking to implement a fully integrated solution for its officers/investigators to include mobile video recorders (MVRs) for the vehicles, body-worn cameras (BWCs) and interview room recordings. The integrated solution would vastly increase the police department's needed ability to garner digital evidence and aid in the evidence-based prosecution phase. Additionally, common perceived benefits of implementating BWCs are Strengthening police accountability by documenting incidents and encounters between officers and the public; Preventing confrontational situations by improving officer professionalism and the behavior of people being recorded; Resolving officer-involved incidents and complaints by providing a more accurate record of events; Improving agency transparency by allowing the public to see video evidence of police activities and encounters; Identifying and correcting internal agency problems by revealing officers who engage in misconduct and agency-wide problems; Strengthening officer performance by using footage for officer training and monitoring; Improving evidence documentation for investigations and prosecutions.

The police department is seeking to implement a fully integrated solution for its officers/investigators to include mobile video recorders (MVRs) for the vehicles [Please see Capital Project C1902], body-worn cameras (BWCs) and interview room recordings [Please see Capital Project C1904].

Newark Police Department will acquire (60) sixty BWCs and upgrade the interview rooms into a single evidence solution/platform. The police department has obtained a federal grant to support the inclusion of BWCs in the amount of $90,000.00 with a (3) three-year funding period. Only (12) twelve awards were anticipated nationwide for law enforcement agencies in similar size to Newark Police Department.

PROJECT FINANCING BY PLAN YEAR

§ 806.1(3) SOURCE OF FUNDS:	Prior Authorized[2]	Actual Funds Utilized as of 06/30/18	Estimated Expenditures 07/01/18 - 12/31/18	Estimated Authorized Balance[2] 12/31/18	2019	2020	2021	2022	2023	TOTAL 5 Year CIP
CURRENT RESOURCES				$ -	25,658	68,268	68,268	68,268	68,268	$ 298,730
CAPITAL RESERVES				$ -						$ -
EQUIPMENT REPLACEMENT				$ -						$ -
GRANTS Federal				$ -	90,000					$ 90,000
BOND ISSUES				$ -						$ -
STATE REVOLVING LOAN				$ -						$ -
OTHER (SPECIFY)				$ -						$ -
TOTAL:	$ -	$ -	$ -	$ -	**$ 115,658**	**$ 68,268**	**$ 68,268**	**$ 68,268**	**$ 68,268**	**$ 388,730**

§ 806.1(4) ESTIMATED ANNUAL COST OF OPERATING / MAINTAINING PROJECT OR ASSET	OPERATING IMPACT:	2019	2020	2021	2022	2023	TOTAL
	INCREMENTAL COSTS (NET SAVINGS)						$ -

PROJECT NO: C1601

PROJECT TITLE: Taser X26P Replacement

PROJECT STATUS: Reoccurring (with no end date)

*Prior Authorized Balance includes 2018 carryover funding only.

FUNDING SUMMARY:	2019	2020	2021	2022	2023	Total 5 Year
New Funding:	$ 21,408	$ 22,478	$ 23,602	$ 24,782	$ 26,021	$ 118,291
*Prior Authorized Balance:	$ -	$ -	$ -	$ -	$ -	$ -
2019-2023 Funding:	**$ 21,408**	**$ 22,478**	**$ 23,602**	**$ 24,782**	**$ 26,021**	**$ 118,291**

CAPITAL BUDGET - PROJECT DETAIL	
DEPARTMENT:	Police
DIVISION:	Police
FUND:	General
PROJECT LOCATION:	Police Station
PROJECT PRIORITY:	1 - Highest Priority Level Project underway and must be completed
COMPREHENSIVE DEVELOPMENT PLANNING VISION ELEMENT:	Sustainable Community

§ 806.1(3) SUMMARY OF PROJECT DATA	
First Year in Program:	Perpetual
Est. Completion Date:	Perpetual
Est. Useful Life (in years):	5
Est. Total Cost:	$ 139,934
Est. Spend @ 12/31/2018 (if underway)[1]:	$ 21,643
% Complete (if underway):	15.5%
Balance to be funded[1]:	$ 118,291

[1] For ongoing projects, we must estimate total spent since inception through current year to derive the balance to be funded thereafter.

PROJECT COST BY CATEGORY		
CLASSIFICATION	ACCOUNT NUMBER	AMOUNT
Labor:		
Materials:	3063026.9622	$ 118,291
Other Contracts:		
TOTAL PROJECT COST		$ 118,291

[2] Council is not required to authorize budget year funding for this portion, but this portion of the project will indeed represent a cash outflow in the budget year and/or "out years."

Charter § 806.1(2) DESCRIPTION & JUSTIFICATION:

The taser is a less lethal weapon utilized by officers to defend themselves or others from aggressive or actively resistant persons while reducing the risk of receiving or inflicting injury. The manufacturer warranties the X26P for 5 years. Our existing inventory of tasers are in need of replacement. A taser & holster costs a total of $1456.35/ea for 2018. Our plan is to replace 14 tasers per year. 2019 to 2023 cost estimates represent a 5% per year price increase as provided by Taser.

PROJECT FINANCING BY PLAN YEAR

§ 806.1(3) SOURCE OF FUNDS:	Prior Authorized[2]	Actual Funds Utilized as of 06/30/18	Estimated Expenditures 07/01/18 - 12/31/18	Estimated Authorized Balance[2] 12/31/18	2019	2020	2021	2022	2023	TOTAL 5 Year CIP
CURRENT RESOURCES				$ -						$ -
CAPITAL RESERVES	1,254		1,254	$ -						$ -
EQUIPMENT REPLACEMENT	20,389	19,614	775	$ -	21,408	22,478	23,602	24,782	26,021	$ 118,291
GRANTS (SPECIFY)				$ -						$ -
BOND ISSUES				$ -						$ -
STATE REVOLVING LOAN				$ -						$ -
OTHER (SPECIFY)				$ -						$ -
TOTAL:	**$ 21,643**	**$ 19,614**	**$ 2,029**	**$ -**	**$ 21,408**	**$ 22,478**	**$ 23,602**	**$ 24,782**	**$ 26,021**	**$ 118,291**

§ 806.1(4) ESTIMATED ANNUAL COST OF OPERATING / MAINTAINING PROJECT OR ASSET	OPERATING IMPACT:	2019	2020	2021	2022	2023	TOTAL
	INCREMENTAL COSTS (NET SAVINGS)						$ -

PROJECT NO: C1401

PROJECT TITLE: Ballistic Vests

PROJECT STATUS: Reoccurring (with no end date)

*Prior Authorized Balance includes 2018 carryover funding only.

FUNDING SUMMARY:	2019	2020	2021	2022	2023	Total 5 Year
New Funding:	$ 14,034	$ 10,006	$ 35,506	$ 16,516	$ 4,857	$ 80,919
*Prior Authorized Balance:	$ -	$ -	$ -	$ -	$ -	$ -
2019-2023 Funding:	$ 14,034	$ 10,006	$ 35,506	$ 16,516	$ 4,857	$ 80,919

CAPITAL BUDGET - PROJECT DETAIL	
DEPARTMENT:	Police
DIVISION:	Police
FUND:	General
PROJECT LOCATION:	Police Station
PROJECT PRIORITY:	1 - Highest Priority Level Project underway and must be completed
COMPREHENSIVE DEVELOPMENT PLANNING VISION ELEMENT:	Sustainable Community

§ 806.1(3) SUMMARY OF PROJECT DATA	
First Year in Program:	Perpetual
Est. Completion Date:	Perpetual
Est. Useful Life (in years):	5
Est. Total Cost:	$ 83,919
Est. Spend @ 12/31/2018 (if underway)[1]:	$ 3,000
% Complete (if underway):	3.6%
Balance to be funded[1]:	$ 80,919

[1] For ongoing projects, we must estimate total spent since inception through current year to derive the balance to be funded thereafter.

PROJECT COST BY CATEGORY		
CLASSIFICATION	ACCOUNT NUMBER	AMOUNT
Labor:		$ -
Materials:	3063026.9622	$ 80,919
Other Contracts:		$ -
TOTAL PROJECT COST		$ 80,919

[2] Council is not required to authorize budget year funding for this portion, but this portion of the project will indeed represent a cash outflow in the budget year and/or "out years."

Charter § 806.1(2) DESCRIPTION & JUSTIFICATION:

The ballistic vests are necessary to ensure the safety of police officers. Ballistic vests have a five year expiration date. 13 vests expire in 2019, 11 vests expire in 2020, 31 vests expire in 2021, 13 vests expire in 2022 and 4 vests expire in 2023. The current ballistic vest package costs $1,079.50 on the Delaware State Contract #GSS16585 and 2019 to 2023 costs represent a 3% per year estimated increase.

PROJECT FINANCING BY PLAN YEAR

§ 806.1(3) SOURCE OF FUNDS:	Prior Authorized[2]	Actual Funds Utilized as of 06/30/18	Estimated Expenditures 07/01/18 - 12/31/18	Estimated Authorized Balance[2] 12/31/18	2019	2020	2021	2022	2023	TOTAL 5 Year CIP
CURRENT RESOURCES				$ -						$ -
CAPITAL RESERVES				$ -						$ -
EQUIPMENT REPLACEMENT	3,000	3,000		$ -	14,034	10,006	35,506	16,516	4,857	$ 80,919
GRANTS (SPECIFY)				$ -						$ -
BOND ISSUES				$ -						$ -
STATE REVOLVING LOAN				$ -						$ -
OTHER (SPECIFY)				$ -						$ -
TOTAL:	$ 3,000	$ 3,000	$ -	$ -	$ 14,034	$ 10,006	$ 35,506	$ 16,516	$ 4,857	$ 80,919

§ 806.1(4) ESTIMATED ANNUAL COST OF OPERATING / MAINTAINING PROJECT OR ASSET	OPERATING IMPACT:	2019	2020	2021	2022	2023	TOTAL
	INCREMENTAL COSTS (NET SAVINGS)						$ -

PROJECT NO: CEQSF

PROJECT TITLE: Equipment Replacement Program

PROJECT STATUS: Reoccurring (with no end date)

*Prior Authorized Balance includes 2018 carryover funding only.

FUNDING SUMMARY:	2019	2020	2021	2022	2023	Total 5 Year
New Funding:	$ 240,000	$ 351,000	$ 104,000	$ 52,000	$ 585,000	$ 1,332,000
*Prior Authorized Balance:	$ -	$ -	$ -	$ -	$ -	$ -
2019-2023 Funding:	**$ 240,000**	**$ 351,000**	**$ 104,000**	**$ 52,000**	**$ 585,000**	**$ 1,332,000**

CAPITAL BUDGET - PROJECT DETAIL	
DEPARTMENT:	Police
DIVISION:	Police
FUND:	General
PROJECT LOCATION:	Various
PROJECT PRIORITY:	1 - Highest Priority Level Project underway and must be completed
COMPREHENSIVE DEVELOPMENT PLANNING VISION ELEMENT:	Sustainable Community

§ 806.1(3) SUMMARY OF PROJECT DATA	
First Year in Program:	Perpetual
Est. Completion Date:	Perpetual
Est. Useful Life (in years):	Various
Est. Total Cost:	$ 1,516,000
Est. Spend @ 12/31/2018 (if underway)[1]:	$ 184,000
% Complete (if underway):	12.1%
Balance to be funded[1]:	$ 1,332,000

[1] For ongoing projects, we must estimate total spent since inception through current year to derive the balance to be funded thereafter.

PROJECT COST BY CATEGORY		
CLASSIFICATION	ACCOUNT NUMBER	AMOUNT
Labor:		$ -
Materials:		$ -
Other Contracts:	3063026.9623	$ 1,332,000
TOTAL PROJECT COST		$ 1,332,000

[2] Council is not required to authorize budget year funding for this portion, but this portion of the project will indeed represent a cash outflow in the budget year and/or "out years."

Charter § 806.1(2) DESCRIPTION & JUSTIFICATION:

Planned advance funding accumulated through depreciation to replace essential equipment when necessary.

Please see the attached schedule.

PROJECT FINANCING BY PLAN YEAR

§ 806.1(3) SOURCE OF FUNDS:	Prior Authorized[2]	Actual Funds Utilized as of 06/30/18	Estimated Expenditures 07/01/18 - 12/31/18	Estimated Authorized Balance[2] 12/31/18	2019	2020	2021	2022	2023	TOTAL 5 Year CIP
CURRENT RESOURCES				$ -						$ -
CAPITAL RESERVES				$ -	50,923	81,193	29,298	20,160	201,510	$ 383,084
EQUIPMENT REPLACEMENT	184,000	184,000		$ -	189,077	269,807	74,702	31,840	383,490	$ 948,916
GRANTS (SPECIFY)				$ -						$ -
BOND ISSUES				$ -						$ -
STATE REVOLVING LOAN				$ -						$ -
OTHER (SPECIFY)				$ -						$ -
TOTAL:	**$ 184,000**	**$ 184,000**	**$ -**	**$ -**	**$ 240,000**	**$ 351,000**	**$ 104,000**	**$ 52,000**	**$ 585,000**	**$ 1,332,000**

§ 806.1(4) ESTIMATED ANNUAL COST OF OPERATING / MAINTAINING PROJECT OR ASSET	OPERATING IMPACT:	2019	2020	2021	2022	2023	TOTAL
	INCREMENTAL COSTS (NET SAVINGS)						$ -

CITY OF NEWARK, DELAWARE
VEHICLE REPLACEMENT PROGRAM SCHEDULE 2019-2023
POLICE DEPARTMENT PAGE 1 OF 2

VEH NUMB	DESCRIPTION	PURCHASE DATE	PURCHASE PRICE	MILEAGE AS OF 07/31/18	EST MILEAGE AT REPL	NORMAL YEARS LIFE	NORMAL REPL YEAR	BUDGET REPL YEAR	EQUIPMENT SINKING FUND BASIS	REPLACEMENT COSTS 2019	2020	2021	2022	2023
	STAFF VEHICLES													
911	2012 Chevy Impala	06/08/12	21,534	41,415	65,000	7	2019	2020	21,534		30,000			
912	2010 Ford Crown Victoria Sedan	05/28/10	23,474	79,483	65,000	7	2017	2020	23,474		35,000			
913	2013 Chevy Impala	08/09/13	22,644	37,665	65,000	7	2020	2020	22,644		30,000			
920	2011 Ford Crown Victoria Sedan	07/22/11	24,414	46,492	75,000	7	2018	2020	24,414		30,000			
994	2008 Ford Crown Victoria Sedan	05/09/08	24,420	91,996	75,000	5	2013	2019	24,420	22,000				
	PATROL													
905	2014 Chevy Caprice PPV Patrol	04/03/14	35,898	48,678	75,000	5	2019	2019	35,898	49,000				
906	2015 Chevy Tahoe C1500 PPV Patrol SUV	12/22/14	36,499	52,840	105,000	5	2019	2021	36,499			52,000		
907	2013 Chevy Caprice PPV Patrol	06/28/13	38,643	82,842	75,000	5	2018	2019	38,643	49,000				
908	2010 Chevy Tahoe K1500 LS SUV	08/05/10	35,626	83,252	90,000	7	2017	2019	35,626	49,000				
909	2018 Chevy Tahoe PPV Patrol SUV 4x4	06/22/18	47,309	0	120,000	5	2024	2024	47,309					
910	2012 Chevy Caprice PPV Patrol	07/26/12	34,910	100,077	110,000	5	2017	2019	34,910	49,000				
918	2017 Chevy Tahoe PPV Patrol SUV 4x4	06/22/17	47,942	16,352	75,000	5	2023	2023	47,942					65,000
923	2017 Chevy Tahoe PPV Patrol SUV 4x4	06/22/17	48,546	24,526	75,000	5	2023	2023	48,546					65,000
925	2017 Chevy Tahoe PPV Patrol SUV 4x4	06/22/17	47,942	21,941	75,000	5	2023	2023	47,942					65,000
926	2018 Chevy Tahoe PPV Patrol SUV 4x4	06/22/18	47,309	0	75,000	5	2024	2024	47,309					
928	2017 Chevy Tahoe PPV Patrol SUV 4x4	06/22/17	47,662	25,436	75,000	5	2023	2023	47,662					65,000
931	2015 Chevy Tahoe PPV Patrol SUV 4x4	09/22/15	33,834	28,212	75,000	7	2022	2023	33,834					65,000
934	2017 Chevy Tahoe PPV Patrol SUV 4x4	06/22/17	37,987	13,654	75,000	7	2025	2025	37,987					
935	2018 Chevy Tahoe PPV Patrol SUV 4x4	06/22/18	47,309	0	75,000	5	2024	2024	47,309					
936	2017 Chevy Tahoe PPV Patrol SUV 4x4	07/18/17	38,432	10,534	75,000	5	2023	2023	38,432					65,000
	ADMINISTRATION													
937	2006 Ford E250 Van	12/08/06	78,599	4,470	15,000	10	2016	2020	78,599		52,000			
938	2005 Ford Excursion	01/28/08	N/A	37,110	N/A	N/A	N/A	--	0					
942	2014 Chevy Silverado 1500 (Seizure)	01/12/18	25,000	40,552	--	--	--	--	0					
993	2012 Chrysler 300 (Seizure)	--	N/A	--	N/A	N/A	N/A	N/A	0					
998	2008 Chevy Mobile Command Center	07/31/09	197,920	2,350	--	--	--	--	197,920					

(Continued on next page)

CITY OF NEWARK, DELAWARE
VEHICLE REPLACEMENT PROGRAM SCHEDULE 2019-2023
POLICE DEPARTMENT PAGE 2 OF 2

VEH NUMB	DESCRIPTION	PURCHASE DATE	PURCHASE PRICE	MILEAGE AS OF 07/31/18	EST MILEAGE AT REPL	NORMAL YEARS LIFE	NORMAL REPL YEAR	BUDGET REPL YEAR	EQUIPMENT SINKING FUND BASIS	REPLACEMENT COSTS 2019	2020	2021	2022	2023
	CRIMINAL													
921	2016 Chevy Impala	06/22/16	22,463	15,084	65,000	10	2026	2026	22,463					
922	2017 Chevy Impala	06/05/17	12,436	6,614	65,000	7	2024	2024	12,436					
927	2006 Ford Crown Victoria Sedan	08/11/06	23,093	75,128	75,000	10	2016	2020	23,093		35,000			
929	2008 Ford Crown Victoria Sedan	05/28/08	27,365	90,733	100,000	5	2013	2019	27,365	22,000				
932	2004 Ford E350 15 Passenger Van	03/19/04	19,307	16,932	75,000	10	2014	2020	19,307		35,000			
940	2017 Chevy Impala	06/19/17	12,436	8,077	65,000	7	2024	2024	12,436					
990	2004 Chevy Silverado 1500 (Seizure)	05/03/07	2,723	--	N/A	N/A	N/A	N/A	2,723					
992	2013 Ford E-450 Box Truck	--	N/A	--	N/A	N/A	N/A	N/A	0					
	SPECIAL ENFORCEMENT													
900	2015 Chevy Tahoe C1500 PPV Patrol SUV	12/22/14	38,203	31,578	75,000	5	2019	2021	38,203			52,000		
902	2016 Harley Motorcycle	07/20/16	26,047	3,592	80,000	10	2026	2026	26,047					
903	2016 Harley Motorcycle	07/20/16	24,652	4,838	80,000	10	2026	2026	24,652					
904	2016 Harley Motorcycle	07/20/16	24,652	5,354	80,000	10	2026	2026	24,652					
914	2015 Chevy Tahoe PPV Patrol SUV 4x4	08/03/15	31,840	29,684	85,000	7	2022	2022	31,840				52,000	
915	2018 Chevy Tahoe PPV Patrol SUV 4x4	06/22/18	44,754	0	110,000	5	2024	2024	44,754					
917	2016 Chevy Silverado 1500 4x4	08/05/16	37,401	8,604	75,000	7	2023	2023	37,401					65,000
924	2013 Chevy Caprice PPV Patrol	06/28/13	32,854	46,028	65,000	10	2023	2023	32,854					65,000
930	2016 Chevy Tahoe PPV Patrol SUV 4x4	05/26/16	48,877	20,068	80,000	7	2023	2023	48,877					65,000
939	2017 Chevy Tahoe PPV Patrol SUV 4x4 (K-9)	06/22/17	37,987	17,138	80,000	7	2025	2025	37,987					
941	2012 Chevy Caprice PPV Patrol (K-9)	10/12/12	43,585	57,191	110,000	5	2017	2020	43,585		52,000			
991	2009 Ford F250 3/4 Ton Pickup Truck	04/24/09	39,756	75,400	80,000	10	2019	2020	39,756		52,000			

TOTAL POLICE DEPARTMENT

	2019	2020	2021	2022	2023
GROSS ACQUISITION COST	**$ 240,000**	**$ 351,000**	**$ 104,000**	**$ 52,000**	**$ 585,000**
LESS: USE OF CAPITAL RESERVES	(50,923)	(81,193)	(29,298)	(20,160)	(201,510)
LESS: USE OF CURRENT RESOURCES	-	-	-	-	-
NET EQUIPMENT SINKING FUND TOTAL	**$ 189,077**	**$ 269,807**	**$ 74,702**	**$ 31,840**	**$ 383,490**

THIS PAGE IS LEFT INTENTIONALLY BLANK

CITY OF NEWARK, DELAWARE
CAPITAL IMPROVEMENTS PROGRAM 2019-2023
(with current year amended budget)

GENERAL FUND - PARKS AND RECREATION DEPARTMENT

F U N D I N G S U M M A R Y

	2019	2020	2021	2022	2023	Total 5 Year
New Funding:	$ 1,947,500	$ 604,000	$ 1,200,000	$ 999,450	$ 324,000	$ 5,074,950
*Prior Authorized Balance:	$ -	$ 21,108	$ -	$ -	$ -	$ 21,108
2019-2023 Funding:	$ 1,947,500	$ 625,108	$ 1,200,000	$ 999,450	$ 324,000	$ 5,096,058

*Prior Authorized Balance includes 2018 carryover funding only.

PROJECT NUMBER	PROJECT NAME	*	2018 BUDGET AS AMENDED	2019 RESERVES AND OTHER FUNDING	2019 CURRENT FUNDING	2019	2020	2021	2022	2023	TOTAL
I1703	Recreation Management Software	D	$ -	$ 30,000	$ 58,500	$ 88,500	$ -	$ -	$ -	$ -	$ 88,500
K1704	Lumbrook Park Pavilion	C	-	-	-	-	45,000	-	-	-	45,000
K1705	Preston's Playground Utility Lines	C	124,084	60,000	-	60,000	-	-	-	-	60,000
K1601	Charles Emerson Bicycle/Pedestrian Bridge	B	500,000	1,150,000	100,000	1,250,000	-	-	-	-	1,250,000
K1605	Redd Park Trail Improvements	C	32,000	-	-	-	32,000	30,000	-	-	62,000
K1501	Iron Glen Park Master Plan	C	-	-	-	-	-	50,000	-	-	50,000
K1502	Fitness Stations	C	20,000	-	-	-	21,108	-	-	-	21,108
K1301	Hard Surface Facilities Improvements	B	50,000	145,000	-	145,000	422,000	280,000	238,000	109,000	1,194,000
K1305	Pomeroy Trail Connector	C	150,000	-	11,000	11,000	-	-	-	-	11,000
K1202	Kershaw Park Improvements	C	-	-	-	-	-	200,000	-	-	200,000
K1203	Old Paper Mill Park Improvements	C	-	-	100,000	100,000	-	600,000	600,000	-	1,300,000
K0908	Children's Play Equipment	C	3,550	-	60,000	60,000	40,000	40,000	16,450	60,000	216,450
KEQSF	Equipment Replacement Program	D	62,000	233,000	-	233,000	65,000	-	145,000	155,000	598,000
	Total General Fund - Parks and Recreation Department		$ 941,634	$ 1,618,000	$ 329,500	$ 1,947,500	$ 625,108	$ 1,200,000	$ 999,450	$ 324,000	$ 5,096,058
PLANNED FINANCING SOURCES											
	GROSS CAPITAL IMPROVEMENTS		$ 941,634	$ 1,618,000	$ 329,500	$ 1,947,500	$ 625,108	$ 1,200,000	$ 999,450	$ 324,000	$ 5,096,058
	LESS: USE OF RESERVES		(46,084)	(89,517)	-	(89,517)	(26,568)	-	(33,982)	(46,606)	(196,673)
	VEHICLE & EQUIPMENT REPLACEMENT		(62,000)	(173,483)	-	(173,483)	(38,432)	-	(111,018)	(108,394)	(431,327)
	GRANTS		(723,550)	(910,000)	-	(910,000)	(45,600)	(24,000)	-	-	(979,600)
	BOND ISSUES		(50,000)	(145,000)	-	(145,000)	(422,000)	(280,000)	(238,000)	-	(1,085,000)
	OTHER FINANCING SOURCES		-	(300,000)	-	(300,000)	-	-	-	-	(300,000)
	NET CAPITAL IMPROVEMENTS		$ 60,000	$ -	$ 329,500	$ 329,500	$ 92,508	$ 896,000	$ 616,450	$ 169,000	$ 2,103,458

* Justification Codes:
A - Return on Investment
B - Public Safety
C - Community Health
D - Efficiency/Other

PROJECT NO: I1703

PROJECT TITLE: Recreation Management Software

PROJECT STATUS: In Progress (with end date)

*Prior Authorized Balance includes 2018 carryover funding only.

FUNDING SUMMARY:	2019	2020	2021	2022	2023	Total 5 Year
New Funding:	$ 88,500	$ -	$ -	$ -	$ -	$ 88,500
*Prior Authorized Balance:	$ -	$ -	$ -	$ -	$ -	$ -
2019-2023 Funding:	$ 88,500	$ -	$ -	$ -	$ -	$ 88,500

CAPITAL BUDGET - PROJECT DETAIL	
DEPARTMENT:	Parks & Recreation
DIVISION:	Parks & Recreation
FUND:	General
PROJECT LOCATION:	Municipal Building
PROJECT PRIORITY:	3 - Medium-High
The City would be taking a calculated risk in the deferral of this item	
COMPREHENSIVE DEVELOPMENT PLANNING VISION ELEMENT:	Not Applicable

§ 806.1(3) SUMMARY OF PROJECT DATA	
First Year in Program:	2017
Est. Completion Date:	2019
Est. Useful Life (in years):	10
Est. Total Cost:	$ 88,500
Est. Spend @ 12/31/2018 (if underway)[1]:	$ -
% Complete (if underway):	0.0%
Balance to be funded[1]:	$ 88,500

[1] For ongoing projects, we must estimate total spent since inception through current year to derive the balance to be funded thereafter.

PROJECT COST BY CATEGORY		
CLASSIFICATION	ACCOUNT NUMBER	AMOUNT
Labor:		
Materials:		
Other Contracts:	3063006.9622	$ 88,500
TOTAL PROJECT COST		$ 88,500

[2] Council is not required to authorize budget year funding for this portion, but this portion of the project will indeed represent a cash outflow in the budget year and/or "out years."

Charter § 806.1(2) DESCRIPTION & JUSTIFICATION:

The City's Recreation Management Software is due for replacement. The current system, implemented in the late 2000's has become antiquated and is no longer efficient for managing our complex recreation programs and services to Newark residents. These services include summer camps, sports, after-school care and other recreation events across the City. This software replacement is anticipated to further merge our internal operations along the Tyler Technologies Munis platform, allowing for shared database information, cashiering and reporting.

Currently scheduled for 2019 ($88,500)

Replacement for legacy software that is no longer supported

Software responsible for Before/After School Care, Sports Activities and GWC Programs

3 Solutions being considered

Will provide online portal for residents

PROJECT FINANCING BY PLAN YEAR

§ 806.1(3) SOURCE OF FUNDS:	Prior Authorized[2]	Actual Funds Utilized as of 06/30/18	Estimated Expenditures 07/01/18 - 12/31/18	Estimated Authorized Balance[2] 12/31/18	2019	2020	2021	2022	2023	TOTAL 5 Year CIP
CURRENT RESOURCES				$ -	58,500					$ 58,500
CAPITAL RESERVES				$ -	30,000					$ 30,000
EQUIPMENT REPLACEMENT				$ -						$ -
GRANTS (SPECIFY)				$ -						$ -
BOND ISSUES				$ -						$ -
STATE REVOLVING LOAN				$ -						$ -
OTHER (SPECIFY)				$ -						$ -
TOTAL:	$ -	$ -	$ -	$ -	$ 88,500	$ -	$ -	$ -	$ -	$ 88,500

§ 806.1(4) ESTIMATED ANNUAL COST OF OPERATING / MAINTAINING PROJECT OR ASSET	OPERATING IMPACT:	2019	2020	2021	2022	2023	TOTAL
	INCREMENTAL COSTS (NET SAVINGS)						$ -

PROJECT NO: K1704

PROJECT TITLE: Lumbrook Park Pavilion

PROJECT STATUS: In Progress (with end date)

*Prior Authorized Balance includes 2018 carryover funding only.

FUNDING SUMMARY:	2019	2020	2021	2022	2023	Total 5 Year
New Funding:	$ -	$ 45,000	$ -	$ -	$ -	$ 45,000
*Prior Authorized Balance:	$ -	$ -	$ -	$ -	$ -	$ -
2019-2023 Funding:	$ -	$ 45,000	$ -	$ -	$ -	$ 45,000

CAPITAL BUDGET - PROJECT DETAIL	
DEPARTMENT:	Parks & Recreation
DIVISION:	Parks & Recreation
FUND:	General
PROJECT LOCATION:	Lumbrook Park
PROJECT PRIORITY:	4 - Medium
This project is a NEED and not a WANT, but no significant risk in the deferral of this item	
COMPREHENSIVE DEVELOPMENT PLANNING VISION ELEMENT:	Healthy & Active Community

§ 806.1(3) SUMMARY OF PROJECT DATA	
First Year in Program:	2017
Est. Completion Date:	2020
Est. Useful Life (in years):	40
Est. Total Cost:	$ 45,000
Est. Spend @ 12/31/2018 (if underway)[1]:	$ -
% Complete (if underway):	0.0%
Balance to be funded[1]:	$ 45,000

[1] For ongoing projects, we must estimate total spent since inception through current year to derive the balance to be funded thereafter.

PROJECT COST BY CATEGORY		
CLASSIFICATION	ACCOUNT NUMBER	AMOUNT
Labor:		$ -
Materials:		$ -
Other Contracts:	3063006.9620	$ 45,000
TOTAL PROJECT COST		$ 45,000

[2] Council is not required to authorize budget year funding for this portion, but this portion of the project will indeed represent a cash outflow in the budget year and/or "out years."

Charter § 806.1(2) DESCRIPTION & JUSTIFICATION:

Purchase and construct a shelter with concrete floor and picnic tables. This would replace the current shelter that is over 37 years old, leaking and in need of replacement.

PROJECT FINANCING BY PLAN YEAR

§ 806.1(3) SOURCE OF FUNDS:	Prior Authorized[2]	Actual Funds Utilized as of 06/30/18	Estimated Expenditures 07/01/18 - 12/31/18	Estimated Authorized Balance[2] 12/31/18	2019	2020	2021	2022	2023	TOTAL 5 Year CIP
CURRENT RESOURCES				$ -		45,000				$ 45,000
CAPITAL RESERVES				$ -						$ -
EQUIPMENT REPLACEMENT				$ -						$ -
GRANTS (SPECIFY)				$ -						$ -
BOND ISSUES				$ -						$ -
STATE REVOLVING LOAN				$ -						$ -
OTHER (SPECIFY)				$ -						$ -
TOTAL:	$ -	$ -	$ -	$ -	$ -	$ 45,000	$ -	$ -	$ -	$ 45,000

§ 806.1(4) ESTIMATED ANNUAL COST OF OPERATING / MAINTAINING PROJECT OR ASSET	OPERATING IMPACT:	2019	2020	2021	2022	2023	TOTAL
	INCREMENTAL COSTS (NET SAVINGS)						$ -

PROJECT NO: K1705

PROJECT TITLE: Preston's Playground and Utility Lines

PROJECT STATUS: In Progress (with end date)

*Prior Authorized Balance includes 2018 carryover funding only.

FUNDING SUMMARY:	2019	2020	2021	2022	2023	Total 5 Year
New Funding:	$ 60,000	$ -	$ -	$ -	$ -	$ 60,000
*Prior Authorized Balance:	$ -	$ -	$ -	$ -	$ -	$ -
2019-2023 Funding:	$ 60,000	$ -	$ -	$ -	$ -	$ 60,000

CAPITAL BUDGET - PROJECT DETAIL	
DEPARTMENT:	Parks & Recreation
DIVISION:	Parks & Recreation
FUND:	General
PROJECT LOCATION:	Preston's Playground at Reservoir
PROJECT PRIORITY:	4 - Medium
This project is a NEED and not a WANT, but no significant risk in the deferral of this item	
COMPREHENSIVE DEVELOPMENT PLANNING VISION ELEMENT:	Healthy & Active Community

§ 806.1(3) SUMMARY OF PROJECT DATA	
First Year in Program:	2017
Est. Completion Date:	2019
Est. Useful Life (in years):	50
Est. Total Cost:	$ 190,334
Est. Spend @ 12/31/2018 (if underway)[1]:	$ 130,334
% Complete (if underway):	68.5%
Balance to be funded[1]:	$ 60,000

[1] For ongoing projects, we must estimate total spent since inception through current year to derive the balance to be funded thereafter.

PROJECT COST BY CATEGORY		
CLASSIFICATION	ACCOUNT NUMBER	AMOUNT
Labor:		$ -
Materials:		$ -
Other Contracts:	3063006.9620	$ 60,000
TOTAL PROJECT COST		$ 60,000

[2] Council is not required to authorize budget year funding for this portion, but this portion of the project will indeed represent a cash outflow in the budget year and/or "out years."

Charter § 806.1(2) DESCRIPTION & JUSTIFICATION:

The scope of the Preston's Playground project at the Newark reservoir has been expanded to include a permanent restroom that will house two family restrooms. Currently there is a handicapped portable toilet unit at the reservoir; this will not be conductive when Preston's Playground is completed. The handicapped units will have a smaller holding tank and get filled quicker than a regular unit. Children with special needs who will be utilizing the playground may need to have a family member assist them while using the restrooms. Portable toilets are not convenient for more than one individual at a time. The permanent unit will not only serve the Preston's Playground users but the reservoir users as well, making it more convenient for all park visitors. City Council approved including this in the 2017-2021 Capital Program by Resolution No. 16-J adopted May 9, 2016.

The project has been awarded a $78,000 grant from The Delaware Outdoor Recreation, Parks and Trail (ORPT) Grant Program for the playground project in 2018.

An additional grant of $60,000 from The Delaware ORPT Program will be applied for in 2019.

PROJECT FINANCING BY PLAN YEAR

§ 806.1(3) SOURCE OF FUNDS:	Prior Authorized[2]	Actual Funds Utilized as of 06/30/18	Estimated Expenditures 07/01/18 - 12/31/18	Estimated Authorized Balance[2] 12/31/18	2019	2020	2021	2022	2023	TOTAL 5 Year CIP
CURRENT RESOURCES				$ -						$ -
CAPITAL RESERVES	52,334	8,697	43,637	$ -						$ -
EQUIPMENT REPLACEMENT				$ -						$ -
GRANTS ORPT	78,000		78,000	$ -	60,000					$ 60,000
BOND ISSUES				$ -						$ -
STATE REVOLVING LOAN				$ -						$ -
OTHER (SPECIFY)				$ -						$ -
TOTAL:	$ 130,334	$ 8,697	$ 121,637	$ -	$ 60,000	$ -	$ -	$ -	$ -	$ 60,000

§ 806.1(4) ESTIMATED ANNUAL COST OF OPERATING / MAINTAINING PROJECT OR ASSET	OPERATING IMPACT:	2019	2020	2021	2022	2023	TOTAL
	INCREMENTAL COSTS (NET SAVINGS)						$ -

PROJECT NO: K1601

PROJECT TITLE: Charles Emerson Bicycle/Pedestrian Bridge

PROJECT STATUS: In Progress (with end date)

*Prior Authorized Balance includes 2018 carryover funding only.

FUNDING SUMMARY:	2019	2020	2021	2022	2023	Total 5 Year
New Funding:	$ 1,250,000	$ -	$ -	$ -	$ -	$ 1,250,000
*Prior Authorized Balance:	$ -	$ -	$ -	$ -	$ -	$ -
2019-2023 Funding:	$ 1,250,000	$ -	$ -	$ -	$ -	$ 1,250,000

CAPITAL BUDGET - PROJECT DETAIL	
DEPARTMENT:	Parks & Recreation
DIVISION:	Parks & Recreation
FUND:	General
PROJECT LOCATION:	Curtis Mill & Kershaw Parks at Paper Mill Road
PROJECT PRIORITY:	1 - Highest Priority Level Project underway and must be completed
COMPREHENSIVE DEVELOPMENT PLANNING VISION ELEMENT:	Healthy & Active Community

§ 806.1(3) SUMMARY OF PROJECT DATA	
First Year in Program:	2016
Est. Completion Date:	2019
Est. Useful Life (in years):	50
Est. Total Cost:	$ 1,750,000
Est. Spend @ 12/31/2018 (if underway)[1]:	$ 500,000
% Complete (if underway):	28.6%
Balance to be funded[1]:	$ 1,250,000

[1] For ongoing projects, we must estimate total spent since inception through current year to derive the balance to be funded thereafter.

PROJECT COST BY CATEGORY		
CLASSIFICATION	ACCOUNT NUMBER	AMOUNT
Labor:		$ -
Materials:		$ -
Other Contracts:	3063006.9620	$ 1,250,000
TOTAL PROJECT COST		$ 1,250,000

[2] Council is not required to authorize budget year funding for this portion, but this portion of the project will indeed represent a cash outflow in the budget year and/or "out years."

Charter § 806.1(2) DESCRIPTION & JUSTIFICATION:

This project was included in the 2011 Master Plan created for Curtis Mill Park, Kershaw Parking Lot Improvements and Old Paper Mill Road Park. Placement of a bicycle/pedestrian bridge over the White Clay Creek connecting Curtis Mill Park and Kershaw Park. Federal Highway Administration "Alternative Transportation Program" (TAP) funding has been secured for the project in the amount of $1,000,000.00. This requires 20% ($200,000.00) local match so funding for the $1,000,000.00 is broken out with $800,000.00 coming from the Federal Highway Administration, $200,000.00 match from City of Newark. The funds will be distributed to DelDOT. DelDOT and their consultant (Whitman Requardt) will do the permitting, surveying, construction contract preparation and project over site. Newark will assume maintenance responsibilities once built. We have received approval from SORPT for a $200,000.00 grant to fund the local match requirement.

The city has also obtained additional funding for this project:

GRANT FUNDING:

$100,000.00 from the SORPT Grant (in addition to $200,000.00 referenced above)

$150,000.00 from Legislation Community Transportation Fund

OTHER FUNDING:

$200,000.00 from New Castle County

$100,000.00 from the University of Delaware

The project has a total of $1,550,000.00 in funding secured.

PROJECT FINANCING BY PLAN YEAR

§ 806.1(3) SOURCE OF FUNDS:	Prior Authorized[2]	Actual Funds Utilized as of 06/30/18	Estimated Expenditures 07/01/18 - 12/31/18	Estimated Authorized Balance[2] 12/31/18	2019	2020	2021	2022	2023	TOTAL 5 Year CIP
CURRENT RESOURCES	100,000		100,000	$ -	100,000					$ 100,000
CAPITAL RESERVES				$ -						$ -
EQUIPMENT REPLACEMENT				$ -						$ -
GRANTS FHWA (800K), SORPT (300K), CTF (150K)	400,000		400,000	$ -	850,000					$ 850,000
BOND ISSUES				$ -						$ -
STATE REVOLVING LOAN				$ -						$ -
OTHER NCC (200K), UD (100K)				$ -	300,000					$ 300,000
TOTAL:	$ 500,000	$ -	$ 500,000	$ -	$ 1,250,000	$ -	$ -	$ -	$ -	$ 1,250,000
§ 806.1(4) ESTIMATED ANNUAL COST OF OPERATING / MAINTAINING PROJECT OR ASSET			OPERATING IMPACT: INCREMENTAL COSTS (NET SAVINGS)		2019	2020	2021	2022	2023	TOTAL
										$ -

K1601: Charles Emerson Bicycle/Pedestrian Bridge

Supporting Documentation - Page 1

(Below map is horizontal for sizing and spacing purposes)

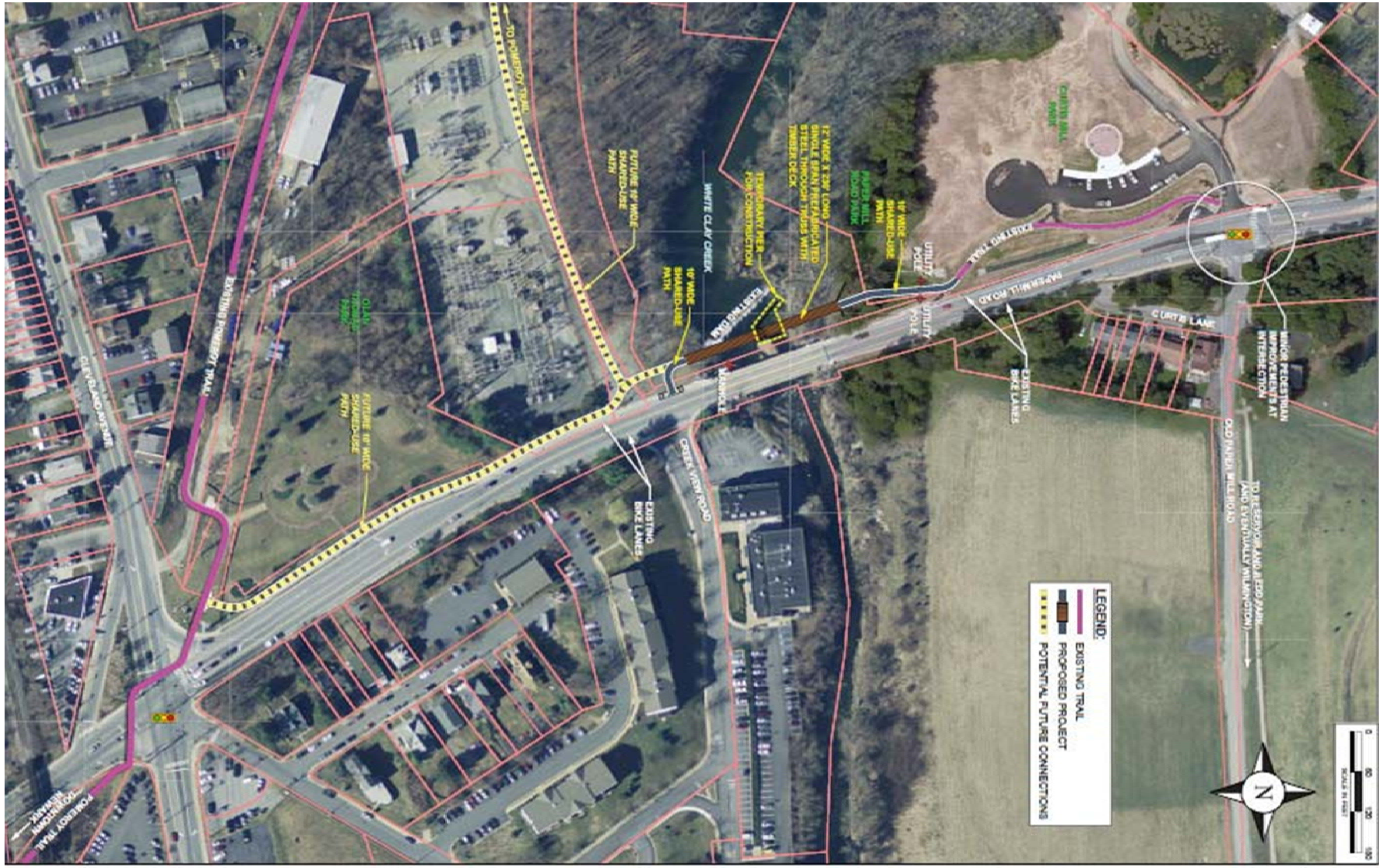

K1601: Charles Emerson Bicycle/Pedestrian Bridge

Supporting Documentation - Page 2

Funding Breakdown:

Current Resources:	
$200,000	City of Newark's Grant Matching Portion

Grant Funding:	
$800,000	Federal Highway Admin. TAP Grant
$200,000	SORPT Grant 1
$100,000	SORPT Grant 2
$116,667	Legislator CTF
$ 33,333	Additional City Legislator Match

Other Funding Sources:	
$200,000	New Castle County (NCC)
$100,000	University of Delaware (UD)

$1,750,000 Total Funding

PROJECT NO: K1605

PROJECT TITLE: Redd Park Trail Improvements

PROJECT STATUS: In Progress (with end date)

*Prior Authorized Balance includes 2018 carryover funding only.

FUNDING SUMMARY:	2019	2020	2021	2022	2023	Total 5 Year
New Funding:	$ -	$ 32,000	$ 30,000	$ -	$ -	$ 62,000
*Prior Authorized Balance:	$ -	$ -	$ -	$ -	$ -	$ -
2019-2023 Funding:	$ -	$ 32,000	$ 30,000	$ -	$ -	$ 62,000

CAPITAL BUDGET - PROJECT DETAIL	
DEPARTMENT:	Parks & Recreation
DIVISION:	Parks & Recreation
FUND:	General
PROJECT LOCATION:	William Redd Park
PROJECT PRIORITY:	4 - Medium
This project is a NEED and not a WANT, but no significant risk in the deferral of this item	
COMPREHENSIVE DEVELOPMENT PLANNING VISION ELEMENT:	Healthy & Active Community

Charter § 806.1(2) DESCRIPTION & JUSTIFICATION:

This request is to fund the completion of trail surface amendments and to purchase materials to construct and install a footbridge over a tributary of Jenney's Run, and create a trail addition for the Redd Park Trail Network. We will be requesting funding through the State's Recreation Trail Program (RTP). The program requires a 20% local match. This trail addition will connect Redd Park and the Newark Reservoir Trails to Paper Mill Road near the Thompson Station Intersection and easy access to the State of Delaware's Tri-Valley Trail.

If the grant funding is not formally approved, this project will be deferred.

§ 806.1(3) SUMMARY OF PROJECT DATA	
First Year in Program:	2016
Est. Completion Date:	2021
Est. Useful Life (in years):	20
Est. Total Cost:	$ 101,932
Est. Spend @ 12/31/2018 (if underway)[1]:	$ 39,932
% Complete (if underway):	39.2%
Balance to be funded[1]:	$ 62,000

[1] For ongoing projects, we must estimate total spent since inception through current year to derive the balance to be funded thereafter.

PROJECT COST BY CATEGORY		
CLASSIFICATION	ACCOUNT NUMBER	AMOUNT
Labor:		$ -
Materials:		$ -
Other Contracts:	3063006.9620	$ 62,000
TOTAL PROJECT COST		$ 62,000

[2] Council is not required to authorize budget year funding for this portion, but this portion of the project will indeed represent a cash outflow in the budget year and/or "out years."

PROJECT FINANCING BY PLAN YEAR

§ 806.1(3) SOURCE OF FUNDS:	Prior Authorized[2]	Actual Funds Utilized as of 06/30/18	Estimated Expenditures 07/01/18 - 12/31/18	Estimated Authorized Balance[2] 12/31/18	2019	2020	2021	2022	2023	TOTAL 5 Year CIP
CURRENT RESOURCES				$ -		6,400	6,000			$ 12,400
CAPITAL RESERVES				$ -						$ -
EQUIPMENT REPLACEMENT				$ -						$ -
GRANTS RTP/CTF	39,932		39,932	$ -		25,600	24,000			$ 49,600
BOND ISSUES				$ -						$ -
STATE REVOLVING LOAN				$ -						$ -
OTHER (SPECIFY)				$ -						$ -
TOTAL:	$ 39,932	$ -	$ 39,932	$ -	$ -	$ 32,000	$ 30,000	$ -	$ -	$ 62,000

§ 806.1(4) ESTIMATED ANNUAL COST OF OPERATING / MAINTAINING PROJECT OR ASSET	OPERATING IMPACT:	2019	2020	2021	2022	2023	TOTAL
	INCREMENTAL COSTS (NET SAVINGS)						$ -

PROJECT NO: K1501

PROJECT TITLE: Iron Glen Park Master Plan

PROJECT STATUS: In Progress (with end date)

*Prior Authorized Balance includes 2018 carryover funding only.

FUNDING SUMMARY:	2019	2020	2021	2022	2023	Total 5 Year
New Funding:	$ -	$ -	$ 50,000	$ -	$ -	$ 50,000
*Prior Authorized Balance:	$ -	$ -	$ -	$ -	$ -	$ -
2019-2023 Funding:	$ -	$ -	$ 50,000	$ -	$ -	$ 50,000

CAPITAL BUDGET - PROJECT DETAIL	
DEPARTMENT:	Parks & Recreation
DIVISION:	Parks & Recreation
FUND:	General
PROJECT LOCATION:	Iron Glen Park, Elkton Road
PROJECT PRIORITY:	4 - Medium
This project is a NEED and not a WANT, but no significant risk in the deferral of this item	
COMPREHENSIVE DEVELOPMENT PLANNING VISION ELEMENT:	Healthy & Active Community

§ 806.1(3) SUMMARY OF PROJECT DATA	
First Year in Program:	2015
Est. Completion Date:	2021
Est. Useful Life (in years):	50
Est. Total Cost:	$ 50,000
Est. Spend @ 12/31/2018 (if underway)[1]:	$ -
% Complete (if underway):	0.0%
Balance to be funded[1]:	$ 50,000

[1] For ongoing projects, we must estimate total spent since inception through current year to derive the balance to be funded thereafter.

PROJECT COST BY CATEGORY		
CLASSIFICATION	ACCOUNT NUMBER	AMOUNT
Labor:		$ -
Materials:		$ -
Other Contracts:	3063006.9620	$ 50,000
TOTAL PROJECT COST		$ 50,000

[2] Council is not required to authorize budget year funding for this portion, but this portion of the project will indeed represent a cash outflow in the budget year and/or "out years."

Charter § 806.1(2) DESCRIPTION & JUSTIFICATION:

In 1994 Newark acquired this 12.7 acre parcel. The purchase was funded by the Delaware Land and Water Conservation Trust Fund (DTF). A stipulation when using DTF funding is that the property must be utilized for public outdoor recreation . For the past 12 years the site has been used as one of the City's leaf and yard waste sites. That operation is being relocated. This project is to have a master plan completed for the parkland.

Moved to 2021 to align project with DelDot improvements for Elkton Rd. and the signalization of the park entrance.

PROJECT FINANCING BY PLAN YEAR

§ 806.1(3) SOURCE OF FUNDS:	Prior Authorized[2]	Actual Funds Utilized as of 06/30/18	Estimated Expenditures 07/01/18 - 12/31/18	Estimated Authorized Balance[2] 12/31/18	2019	2020	2021	2022	2023	TOTAL 5 Year CIP
CURRENT RESOURCES				$ -			50,000			$ 50,000
CAPITAL RESERVES				$ -						$ -
EQUIPMENT REPLACEMENT				$ -						$ -
GRANTS (SPECIFY)				$ -						$ -
BOND ISSUES				$ -						$ -
STATE REVOLVING LOAN				$ -						$ -
OTHER (SPECIFY)				$ -						$ -
TOTAL:	$ -	$ -	$ -	$ -	$ -	$ -	$ 50,000	$ -	$ -	$ 50,000

§ 806.1(4) ESTIMATED ANNUAL COST OF OPERATING / MAINTAINING PROJECT OR ASSET	OPERATING IMPACT:	2019	2020	2021	2022	2023	TOTAL
	INCREMENTAL COSTS (NET SAVINGS)						$ -

PROJECT NO: K1502

PROJECT TITLE: Fitness Stations

PROJECT STATUS: In Progress (with end date)

*Prior Authorized Balance includes 2018 carryover funding only.

FUNDING SUMMARY:	2019	2020	2021	2022	2023	Total 5 Year
New Funding:	$ -	$ -	$ -	$ -	$ -	$ -
*Prior Authorized Balance:	$ -	$ 21,108	$ -	$ -	$ -	$ 21,108
2019-2023 Funding:	$ -	$ 21,108	$ -	$ -	$ -	$ 21,108

CAPITAL BUDGET - PROJECT DETAIL	
DEPARTMENT:	Parks & Recreation
DIVISION:	Parks & Recreation
FUND:	General
PROJECT LOCATION:	Along trails: Hall, Pomeroy and others
PROJECT PRIORITY:	4 - Medium
This project is a NEED and not a WANT, but no significant risk in the deferral of this item	
COMPREHENSIVE DEVELOPMENT PLANNING VISION ELEMENT:	Healthy & Active Community

§ 806.1(3) SUMMARY OF PROJECT DATA	
First Year in Program:	2015
Est. Completion Date:	2020
Est. Useful Life (in years):	12
Est. Total Cost:	$ 21,108
Est. Spend @ 12/31/2018 (if underway)[1]:	$ -
% Complete (if underway):	0.0%
Balance to be funded[1]:	$ 21,108

[1] For ongoing projects, we must estimate total spent since inception through current year to derive the balance to be funded thereafter.

PROJECT COST BY CATEGORY		
CLASSIFICATION	ACCOUNT NUMBER	AMOUNT
Labor:		$ -
Materials:		$ -
Other Contracts:	3063006.9620	$ 21,108
TOTAL PROJECT COST		$ 21,108

[2] Council is not required to authorize budget year funding for this portion, but this portion of the project will indeed represent a cash outflow in the budget year and/or "out years."

Charter § 806.1(2) DESCRIPTION & JUSTIFICATION:

The department has received requests to install fitness stations along trails. This program started in 2015 with four (4) stations placed along the Hall Trail. This first phase was funded by revenues from the Mayor's Masquerade Run. This funding will be used to install added fitness amenities along the Hall and Pomeroy Trails and other locations throughout the park system.

PROJECT FINANCING BY PLAN YEAR

§ 806.1(3) SOURCE OF FUNDS:	Prior Authorized[2]	Actual Funds Utilized as of 06/30/18	Estimated Expenditures 07/01/18 - 12/31/18	Estimated Authorized Balance[2] 12/31/18	2019	2020	2021	2022	2023	TOTAL 5 Year CIP
CURRENT RESOURCES	1,108			$ 1,108		1,108				$ 1,108
CAPITAL RESERVES				$ -						$ -
EQUIPMENT REPLACEMENT				$ -						$ -
GRANTS (SPECIFY)	20,000			$ 20,000		20,000				$ 20,000
BOND ISSUES				$ -						$ -
STATE REVOLVING LOAN				$ -						$ -
OTHER (SPECIFY)				$ -						$ -
TOTAL:	$ 21,108	$ -	$ -	$ 21,108	$ -	$ 21,108	$ -	$ -	$ -	$ 21,108

§ 806.1(4) ESTIMATED ANNUAL COST OF OPERATING / MAINTAINING PROJECT OR ASSET	OPERATING IMPACT:	2019	2020	2021	2022	2023	TOTAL
	INCREMENTAL COSTS (NET SAVINGS)						$ -

PROJECT NO:	**K1301**
PROJECT TITLE:	**Hard Surface Facilities Improvements**
PROJECT STATUS:	**Reoccurring (with no end date)**

*Prior Authorized Balance includes 2018 carryover funding only.

FUNDING SUMMARY:	2019	2020	2021	2022	2023	Total 5 Year
New Funding:	$ 145,000	$ 422,000	$ 280,000	$ 238,000	$ 109,000	$ 1,194,000
*Prior Authorized Balance:	$ -	$ -	$ -	$ -	$ -	$ -
2019-2023 Funding:	**$ 145,000**	**$ 422,000**	**$ 280,000**	**$ 238,000**	**$ 109,000**	**$ 1,194,000**

CAPITAL BUDGET - PROJECT DETAIL	
DEPARTMENT:	Parks & Recreation
DIVISION:	Parks & Recreation
FUND:	General
PROJECT LOCATION:	Various
PROJECT PRIORITY:	2 - High Priority Level
Critical need to remediate failing service, prevent failure, or generate savings	
COMPREHENSIVE DEVELOPMENT PLANNING VISION ELEMENT:	Healthy & Active Community

§ 806.1(3) **SUMMARY OF PROJECT DATA**	
First Year in Program:	Perpetual
Est. Completion Date:	Perpetual
Est. Useful Life (in years):	20
Est. Total Cost:	$ 1,380,042
Est. Spend @ 12/31/2018 (if underway)[1]:	$ 186,042
% Complete (if underway):	13.5%
Balance to be funded[1]:	$ 1,194,000

[1] For ongoing projects, we must estimate total spent since inception through current year to derive the balance to be funded thereafter.

PROJECT COST BY CATEGORY		
CLASSIFICATION	**ACCOUNT NUMBER**	**AMOUNT**
Labor:		$ -
Materials:		$ -
Other Contracts:	3063006.9620	$ 1,194,000
TOTAL PROJECT COST		$ 1,194,000

[2] Council is not required to authorize budget year funding for this portion, but this portion of the project will indeed represent a cash outflow in the budget year and/or "out years."

Charter § 806.1(2) **DESCRIPTION & JUSTIFICATION**:

The city's inventory of hard surface facilities, such as multi-purpose courts, street hockey courts, tennis courts, parking lots, hard surface trails, basketball courts, etc. are evaluated each year and scheduled for periodic replacement, upgrades and/or resurfacing. 2018 projects completed included the Phillips Park parking lot expansion and overlay and basketball court overlay, Leroy Hill Park parking lot overlay and George WIlson Center parking lot overlay.

PROJECT FINANCING BY PLAN YEAR

§ 806.1(3) **SOURCE OF FUNDS:**	Prior Authorized[2]	Actual Funds Utilized as of 06/30/18	Estimated Expenditures 07/01/18 - 12/31/18	Estimated Authorized Balance[2] 12/31/18	2019	2020	2021	2022	2023	TOTAL 5 Year CIP
CURRENT RESOURCES				$ -					109,000	$ 109,000
CAPITAL RESERVES	136,042	99,600	36,442	$ -						$ -
EQUIPMENT REPLACEMENT				$ -						$ -
GRANTS (SPECIFY)				$ -						$ -
BOND ISSUES	50,000		50,000	$ -	145,000	422,000	280,000	238,000		$ 1,085,000
STATE REVOLVING LOAN				$ -						$ -
OTHER (SPECIFY)				$ -						$ -
TOTAL:	**$ 186,042**	**$ 99,600**	**$ 86,442**	**$ -**	**$ 145,000**	**$ 422,000**	**$ 280,000**	**$ 238,000**	**$ 109,000**	**$ 1,194,000**

§ 806.1(4) **ESTIMATED ANNUAL COST OF OPERATING / MAINTAINING PROJECT OR ASSET**	**OPERATING IMPACT:**	2019	2020	2021	2022	2023	TOTAL
	INCREMENTAL COSTS (NET SAVINGS)						$ -

K1301: Hard Surface Facilities Improvements
Supporting Documentation - Page 1
(Revised August 10, 2018)

2018	• Kershaw Park: Asphalt overlay, new posts and re-line		$ 50,000.00
		2018 Total:	**$ 50,000.00**
2019	• Kells Parking Lot: Asphalt overlay		$ 45,000.00
	• Lewis Parking Lot: Asphalt overlay		$ 20,000.00
	• Fairfield Multi-Purpose Court		$ 20,000.00
	• Fairfield Crest and Lewis Tennis Courts: Crack repair with membrane system		$ 55,000.00
	• Wilson Center Basketball Court: Sealed with latex sealer and re-striped		$ 5,000.00
		2019 Total:	**$ 145,000.00**
2020	• Dickey Parking Lot: Asphalt overlay		$ 120,000.00
	• Lumbrook Park Multi-Purpose Court & Parking Lot: Asphalt overlay		$ 50,000.00
	• White Chapel Basketball Court: Asphalt overlay		$ 12,000.00
	• Handloff Parking Lots and Multi-Purpose Court: Asphalt Overlay		$ 180,000.00
	• Fairfield Parking Lot: Asphalt overlay		$ 60,000.00
		2020 Total:	**$ 422,000.00**
2021	• Folk Trail: Asphalt overlay		$ 70,000.00
	• Fairfield and Fairfield Crest Tennis Courts: Slip sheet of crushed stone asphalt overlay, net, net parts and fencing		$ 150,000.00
	• Folk Parking Lot: Asphalt overlay		$ 60,000.00
		2021 Total:	**$ 280,000.00**
2022	• James F. Hall Trail: Asphalt overlay		$ 150,000.00
	• Dickey Park Multi-Purpose Court		$ 40,000.00
	• Karpinski Park Trail: Asphalt overlay		$ 48,000.00
		2022 Total:	**$ 238,000.00**
2023	• Newark Reservoir Parking Lot: Asphalt overlay		$ 54,000.00
	• Phillips Park and Handloff Park Tennis Courts: Crack repair with membrane system		$ 55,000.00
		2023 Total:	**$ 109,000.00**

PROJECT NO: K1305

PROJECT TITLE: Pomeroy Trail Connector

PROJECT STATUS: In Progress (with end date)

*Prior Authorized Balance includes 2018 carryover funding only.

FUNDING SUMMARY:	2019	2020	2021	2022	2023	Total 5 Year
New Funding:	$ 11,000	$ -	$ -	$ -	$ -	$ 11,000
*Prior Authorized Balance:	$ -	$ -	$ -	$ -	$ -	$ -
2019-2023 Funding:	$ 11,000	$ -	$ -	$ -	$ -	$ 11,000

CAPITAL BUDGET - PROJECT DETAIL	
DEPARTMENT:	Parks & Recreation
DIVISION:	Parks & Recreation
FUND:	General
PROJECT LOCATION:	Fremont Rd (Fairfield Crest) to Creek Rd
PROJECT PRIORITY:	4 - Medium
This project is a NEED and not a WANT, but no significant risk in the deferral of this item	
COMPREHENSIVE DEVELOPMENT PLANNING VISION ELEMENT:	Healthy & Active Community

Charter § 806.1(2) **DESCRIPTION & JUSTIFICATION**:

Surface improvements to the maintenance road/trail leading from Fremont Road (Fairfield Crest) to Creek Road and nearby access to the Pomeroy Trail. The maintenance Road is located within a utility easement the City has with the University of Delaware. The City will commit to making the improvements and long term maintenance to the road/trail. This project is an important connection to trails East and West. Will attempt to secure Recreation Trails Grant Funding, other grant sources and bond bill funding for this project. Work will include asphalt paving, engineering and storm water management as well as improved lighting.

§ 806.1(3) SUMMARY OF PROJECT DATA	
First Year in Program:	2014
Est. Completion Date:	2019
Est. Useful Life (in years):	10
Est. Total Cost:	$ 161,000
Est. Spend @ 12/31/2018 (if underway)[1]:	$ 150,000
% Complete (if underway):	93.2%
Balance to be funded[1]:	$ 11,000

[1] For ongoing projects, we must estimate total spent since inception through current year to derive the balance to be funded thereafter.

PROJECT COST BY CATEGORY		
CLASSIFICATION	ACCOUNT NUMBER	AMOUNT
Labor:		$ -
Materials:		$ -
Other Contracts:	3063006.9622	$ 11,000
TOTAL PROJECT COST		$ 11,000

[2] Council is not required to authorize budget year funding for this portion, but this portion of the project will indeed represent a cash outflow in the budget year and/or "out years."

PROJECT FINANCING BY PLAN YEAR

§ 806.1(3) SOURCE OF FUNDS:	Prior Authorized[2]	Actual Funds Utilized as of 06/30/18	Estimated Expenditures 07/01/18 - 12/31/18	Estimated Authorized Balance[2] 12/31/18	2019	2020	2021	2022	2023	TOTAL 5 Year CIP
CURRENT RESOURCES	60,000	13,698	46,302	$ -	11,000					$ 11,000
CAPITAL RESERVES				$ -						$ -
EQUIPMENT REPLACEMENT				$ -						$ -
GRANTS (SPECIFY)	90,000		90,000	$ -						$ -
BOND ISSUES				$ -						$ -
STATE REVOLVING LOAN				$ -						$ -
OTHER (SPECIFY)				$ -						$ -
TOTAL:	$ 150,000	$ 13,698	$ 136,302	$ -	$ 11,000	$ -	$ -	$ -	$ -	$ 11,000

§ 806.1(4) ESTIMATED ANNUAL COST OF OPERATING / MAINTAINING PROJECT OR ASSET	OPERATING IMPACT:	2019	2020	2021	2022	2023	TOTAL
	INCREMENTAL COSTS (NET SAVINGS)						$ -

K1305: Pomeroy Trail Connector
Supporting Documentation - Page 1

PROJECT NO: K1202

PROJECT TITLE: Kershaw Park Improvements

PROJECT STATUS: In Progress (with end date)

*Prior Authorized Balance includes 2018 carryover funding only.

FUNDING SUMMARY:	2019	2020	2021	2022	2023	Total 5 Year
New Funding:	$ -	$ -	$ 200,000	$ -	$ -	$ 200,000
*Prior Authorized Balance:	$ -	$ -	$ -	$ -	$ -	$ -
2019-2023 Funding:	$ -	$ -	$ 200,000	$ -	$ -	$ 200,000

CAPITAL BUDGET - PROJECT DETAIL	
DEPARTMENT:	Parks & Recreation
DIVISION:	Parks & Recreation
FUND:	General
PROJECT LOCATION:	Kershaw Park
PROJECT PRIORITY:	4 - Medium
This project is a NEED and not a WANT, but no significant risk in the deferral of this item	
COMPREHENSIVE DEVELOPMENT PLANNING VISION ELEMENT:	Healthy & Active Community

Charter § 806.1(2) DESCRIPTION & JUSTIFICATION:

The project is included in the 2011 Master Plan which was created for this site as well as the Curtis Mill Park and Old Paper Mill Road Park. The Curtis Mill Park project was completed in 2015. The project includes parking lot improvements and creating a Pomeroy Trail connection from Paper Mill Road on the South side of the White Clay Creek Bridge. Project Scope: Design and engineering, survey, permitting and construction management and landscaping. Parking lot improvements and creating a Pomeroy Trail connection from Paper Mill Road just across the South side of the White Clay Creek Bridge.

§ 806.1(3) SUMMARY OF PROJECT DATA	
First Year in Program:	2012
Est. Completion Date:	2021
Est. Useful Life (in years):	50
Est. Total Cost:	$ 200,000
Est. Spend @ 12/31/2018 (if underway)[1]:	$ -
% Complete (if underway):	0.0%
Balance to be funded[1]:	$ 200,000

[1] For ongoing projects, we must estimate total spent since inception through current year to derive the balance to be funded thereafter.

PROJECT COST BY CATEGORY		
CLASSIFICATION	ACCOUNT NUMBER	AMOUNT
Labor:		$ -
Materials:		$ -
Other Contracts:	3063006.9622	$ 200,000
TOTAL PROJECT COST		$ 200,000

[2] Council is not required to authorize budget year funding for this portion, but this portion of the project will indeed represent a cash outflow in the budget year and/or "out years."

PROJECT FINANCING BY PLAN YEAR

§ 806.1(3) SOURCE OF FUNDS:	Prior Authorized[2]	Actual Funds Utilized as of 06/30/18	Estimated Expenditures 07/01/18 - 12/31/18	Estimated Authorized Balance[2] 12/31/18	2019	2020	2021	2022	2023	TOTAL 5 Year CIP
CURRENT RESOURCES				$ -			200,000			$ 200,000
CAPITAL RESERVES				$ -						$ -
EQUIPMENT REPLACEMENT				$ -						$ -
GRANTS (SPECIFY)				$ -						$ -
BOND ISSUES				$ -						$ -
STATE REVOLVING LOAN				$ -						$ -
OTHER (SPECIFY)				$ -						$ -
TOTAL:	$ -	$ -	$ -	$ -	$ -	$ -	$ 200,000	$ -	$ -	$ 200,000

§ 806.1(4) ESTIMATED ANNUAL COST OF OPERATING / MAINTAINING PROJECT OR ASSET	OPERATING IMPACT:	2019	2020	2021	2022	2023	TOTAL
	INCREMENTAL COSTS (NET SAVINGS)						$ -

PROJECT NO: K1203

PROJECT TITLE: Old Paper Mill Park Improvements

PROJECT STATUS: In Progress (with end date)

*Prior Authorized Balance includes 2018 carryover funding only.

FUNDING SUMMARY:	2019	2020	2021	2022	2023	Total 5 Year
New Funding:	$ 100,000	$ -	$ 600,000	$ 600,000	$ -	$ 1,300,000
*Prior Authorized Balance:	$ -	$ -	$ -	$ -	$ -	$ -
2019-2023 Funding:	**$ 100,000**	**$ -**	**$ 600,000**	**$ 600,000**	**$ -**	**$ 1,300,000**

CAPITAL BUDGET - PROJECT DETAIL	
DEPARTMENT:	Parks & Recreation
DIVISION:	Parks & Recreation
FUND:	General
PROJECT LOCATION:	Old Paper Mill Rd
PROJECT PRIORITY:	4 - Medium
This project is a NEED and not a WANT, but no significant risk in the deferral of this item	
COMPREHENSIVE DEVELOPMENT PLANNING VISION ELEMENT:	Healthy & Active Community

§ 806.1(3) SUMMARY OF PROJECT DATA	
First Year in Program:	2019
Est. Completion Date:	2022
Est. Useful Life (in years):	50
Est. Total Cost:	$ 1,300,000
Est. Spend @ 12/31/2018 (if underway)[1]:	$ -
% Complete (if underway):	0.0%
Balance to be funded[1]:	$ 1,300,000

[1] For ongoing projects, we must estimate total spent since inception through current year to derive the balance to be funded thereafter.

PROJECT COST BY CATEGORY		
CLASSIFICATION	ACCOUNT NUMBER	AMOUNT
Labor:		$ -
Materials:		$ -
Other Contracts:	3063006.9620	$ 1,300,000
TOTAL PROJECT COST		$ 1,300,000

[2] Council is not required to authorize budget year funding for this portion, but this portion of the project will indeed represent a cash outflow in the budget year and/or "out years."

Charter § 806.1(2) DESCRIPTION & JUSTIFICATION:

A master plan for this project was completed in 2011, an updated plan will need to be developed.

New park construction:
-Project Scope:
Installation of a new parking lot in 2019 to assist with overflow parking at the reservoir due to the construction of Preston's Playground and events at the reservoir. 2019 will also include updating the master plan for Old Paper Mill Park. Outlying years would include engineering, surveying, permitting, construction contract preparation, construction management and park construction. Will attempt to secure grant funding.

PROJECT FINANCING BY PLAN YEAR

§ 806.1(3) SOURCE OF FUNDS:	Prior Authorized[2]	Actual Funds Utilized as of 06/30/18	Estimated Expenditures 07/01/18 - 12/31/18	Estimated Authorized Balance[2] 12/31/18	2019	2020	2021	2022	2023	TOTAL 5 Year CIP
CURRENT RESOURCES				$ -	100,000		600,000	600,000		$ 1,300,000
CAPITAL RESERVES				$ -						$ -
EQUIPMENT REPLACEMENT				$ -						$ -
GRANTS (SPECIFY)				$ -						$ -
BOND ISSUES				$ -						$ -
STATE REVOLVING LOAN				$ -						$ -
OTHER (SPECIFY)				$ -						$ -
TOTAL:	**$ -**	**$ -**	**$ -**	**$ -**	**$ 100,000**	**$ -**	**$ 600,000**	**$ 600,000**	**$ -**	**$ 1,300,000**

§ 806.1(4) ESTIMATED ANNUAL COST OF OPERATING / MAINTAINING PROJECT OR ASSET	OPERATING IMPACT:	2019	2020	2021	2022	2023	TOTAL
	INCREMENTAL COSTS (NET SAVINGS)						$ -

K1203: Old Paper Mill Park Improvements
Supporting Documentation - Page 1

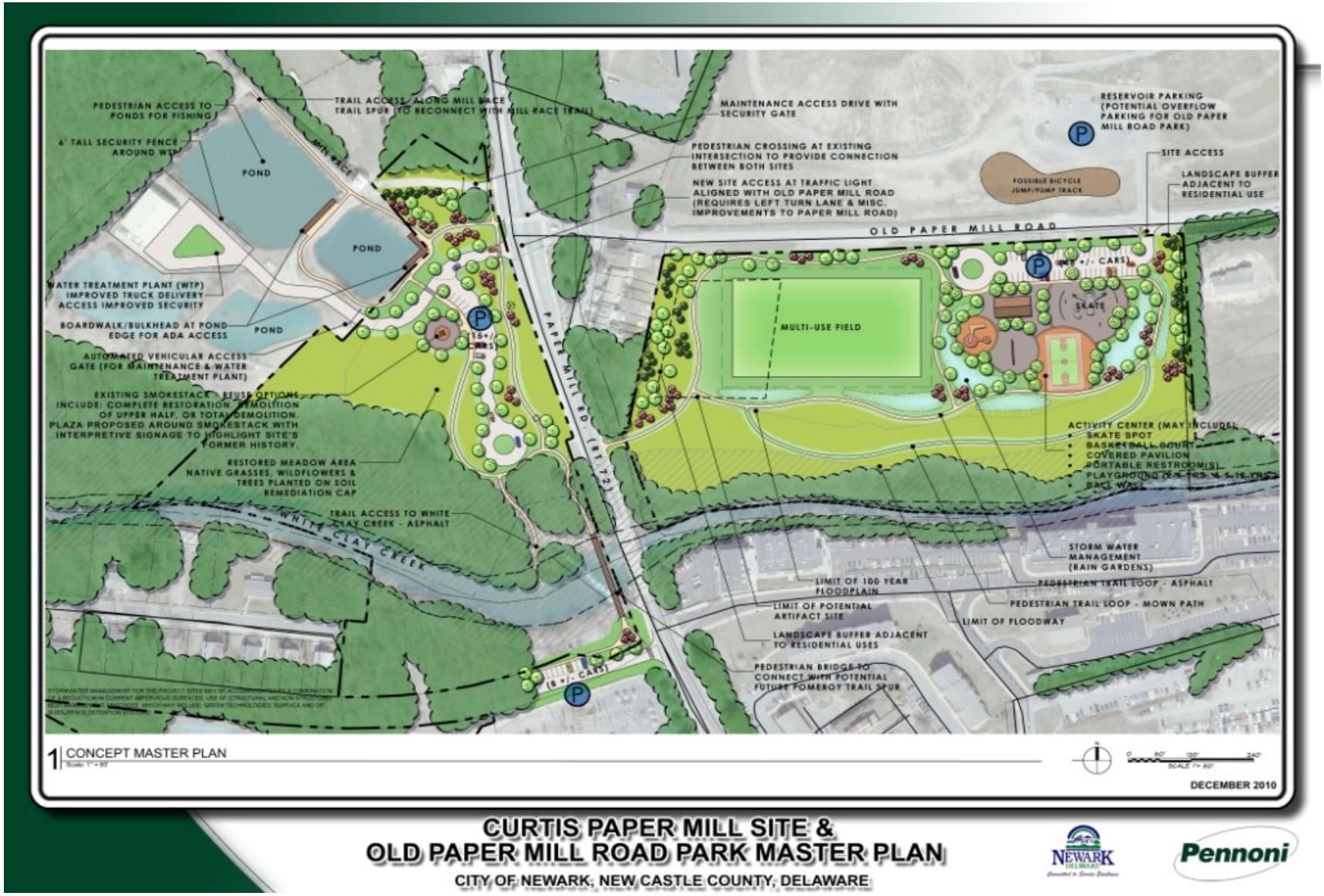

PROJECT NO: K0908

PROJECT TITLE: Children's Play Equipment

PROJECT STATUS: Reoccurring (with no end date)

*Prior Authorized Balance includes 2018 carryover funding only.

FUNDING SUMMARY:	2019	2020	2021	2022	2023	Total 5 Year
New Funding:	$ 60,000	$ 40,000	$ 40,000	$ 16,450	$ 60,000	$ 216,450
*Prior Authorized Balance:	$ -	$ -	$ -	$ -	$ -	$ -
2019-2023 Funding:	**$ 60,000**	**$ 40,000**	**$ 40,000**	**$ 16,450**	**$ 60,000**	**$ 216,450**

CAPITAL BUDGET - PROJECT DETAIL	
DEPARTMENT:	Parks & Recreation
DIVISION:	Parks & Recreation
FUND:	General
PROJECT LOCATION:	Various
PROJECT PRIORITY:	2 - High Priority Level
Critical need to remediate failing service, prevent failure, or generate savings	
COMPREHENSIVE DEVELOPMENT PLANNING VISION ELEMENT:	Healthy & Active Community

§ 806.1(3) SUMMARY OF PROJECT DATA	
First Year in Program:	2009
Est. Completion Date:	Perpetual
Est. Useful Life (in years):	12
Est. Total Cost:	$ 239,353
Est. Spend @ 12/31/2018 (if underway)[1]:	$ 22,903
% Complete (if underway):	9.6%
Balance to be funded[1]:	$ 216,450

[1] For ongoing projects, we must estimate total spent since inception through current year to derive the balance to be funded thereafter.

PROJECT COST BY CATEGORY		
CLASSIFICATION	ACCOUNT NUMBER	AMOUNT
Labor:		$ -
Materials:		$ -
Other Contracts:	3063006.9620	$ 216,450
TOTAL PROJECT COST		$ 216,450

[2] Council is not required to authorize budget year funding for this portion, but this portion of the project will indeed represent a cash outflow in the budget year and/or "out years."

Charter § 806.1(2) DESCRIPTION & JUSTIFICATION:

Replace old and install new childrens play equipment to comply with current Playground Safety standards. 2019 replacement funds are for Dickey Park and various pieces and repairs throughout the park system.

PROJECT FINANCING BY PLAN YEAR

§ 806.1(3) SOURCE OF FUNDS:	Prior Authorized[2]	Actual Funds Utilized as of 06/30/18	Estimated Expenditures 07/01/18 - 12/31/18	Estimated Authorized Balance[2] 12/31/18	2019	2020	2021	2022	2023	TOTAL 5 Year CIP
CURRENT RESOURCES				$ -	60,000	40,000	40,000	16,450	60,000	$ 216,450
CAPITAL RESERVES	19,353		19,353	$ -						$ -
EQUIPMENT REPLACEMENT				$ -						$ -
GRANTS	3,550		3,550	$ -						$ -
BOND ISSUES				$ -						$ -
STATE REVOLVING LOAN				$ -						$ -
OTHER (SPECIFY)				$ -						$ -
TOTAL:	**$ 22,903**	**$ -**	**$ 22,903**	**$ -**	**$ 60,000**	**$ 40,000**	**$ 40,000**	**$ 16,450**	**$ 60,000**	**$ 216,450**

§ 806.1(4) ESTIMATED ANNUAL COST OF OPERATING / MAINTAINING PROJECT OR ASSET	OPERATING IMPACT:	2019	2020	2021	2022	2023	TOTAL
	INCREMENTAL COSTS (NET SAVINGS)						$ -

PROJECT NO: KEQSF

PROJECT TITLE: Equipment Replacement Program

PROJECT STATUS: Reoccurring (with no end date)

*Prior Authorized Balance includes 2018 carryover funding only.

FUNDING SUMMARY:	2019	2020	2021	2022	2023	Total 5 Year
New Funding:	$ 233,000	$ 65,000	$ -	$ 145,000	$ 155,000	$ 598,000
*Prior Authorized Balance:	$ -	$ -	$ -	$ -	$ -	$ -
2019-2023 Funding:	**$ 233,000**	**$ 65,000**	**$ -**	**$ 145,000**	**$ 155,000**	**$ 598,000**

CAPITAL BUDGET - PROJECT DETAIL	
DEPARTMENT:	Parks & Recreation
DIVISION:	Parks & Recreation
FUND:	General
PROJECT LOCATION:	Various
PROJECT PRIORITY:	1 - Highest Priority Level Project underway and must be completed
COMPREHENSIVE DEVELOPMENT PLANNING VISION ELEMENT:	Sustainable Community

§ 806.1(3) SUMMARY OF PROJECT DATA	
First Year in Program:	Perpetual
Est. Completion Date:	Perpetual
Est. Useful Life (in years):	10
Est. Total Cost:	$ 660,000
Est. Spend @ 12/31/2018 (if underway)[1]:	$ 62,000
% Complete (if underway):	9.4%
Balance to be funded[1]:	$ 598,000

[1] For ongoing projects, we must estimate total spent since inception through current year to derive the balance to be funded thereafter.

PROJECT COST BY CATEGORY		
CLASSIFICATION	ACCOUNT NUMBER	AMOUNT
Labor:		$ -
Materials:		$ -
Other Contracts:	3063026.9623	$ 598,000
TOTAL PROJECT COST		$ 598,000

[2] Council is not required to authorize budget year funding for this portion, but this portion of the project will indeed represent a cash outflow in the budget year and/or "out years."

Charter § 806.1(2) DESCRIPTION & JUSTIFICATION:

Planned advance funding accumulated through depreciation to replace essential equipment when necessary.

Please see the attached schedule.

PROJECT FINANCING BY PLAN YEAR

§ 806.1(3) SOURCE OF FUNDS:	Prior Authorized[2]	Actual Funds Utilized as of 06/30/18	Estimated Expenditures 07/01/18 - 12/31/18	Estimated Authorized Balance[2] 12/31/18	2019	2020	2021	2022	2023	TOTAL 5 Year CIP
CURRENT RESOURCES				$ -						$ -
CAPITAL RESERVES				$ -	59,517	26,568		33,982	46,606	$ 166,673
EQUIPMENT REPLACEMENT	62,000	61,857	143	$ -	173,483	38,432		111,018	108,394	$ 431,327
GRANTS (SPECIFY)				$ -						$ -
BOND ISSUES				$ -						$ -
STATE REVOLVING LOAN				$ -						$ -
OTHER (SPECIFY)				$ -						$ -
TOTAL:	**$ 62,000**	**$ 61,857**	**$ 143**	**$ -**	**$ 233,000**	**$ 65,000**	**$ -**	**$ 145,000**	**$ 155,000**	**$ 598,000**

§ 806.1(4) ESTIMATED ANNUAL COST OF OPERATING / MAINTAINING PROJECT OR ASSET	OPERATING IMPACT:	2019	2020	2021	2022	2023	TOTAL
	INCREMENTAL COSTS (NET SAVINGS)						$ -

CITY OF NEWARK, DELAWARE
VEHICLE REPLACEMENT PROGRAM SCHEDULE 2019-2023
PARKS AND RECREATION DEPARTMENT

VEH NUMB	DESCRIPTION	PURCHASE DATE	PURCHASE PRICE	MILEAGE AS OF 07/31/18	EST MILEAGE AT REPL	NORMAL YEARS LIFE	NORMAL REPL YEAR	BUDGET REPL YEAR	EQUIPMENT SINKING FUND BASIS	REPLACEMENT COSTS 2019	2020	2021	2022	2023
	STAFF VEHICLES													
1427	2012 Toyota Camry Hybrid	03/19/12	24,718	19,100	70,000	10	2022	2022	24,718				30,000	
1431	2006 Ford F250 Pickup Truck	a. 09/02/06	22,232	62,826	60,000	10	2018	2018	22,232					
1437	2016 Dodge Grand Caravan	10/30/15	23,223	8,900	70,000	10	2025	2025	23,223					
	HORTICULTURE													
1401	2009 Ford Ranger Pickup Truck	04/03/09	13,482	61,970	85,000	10	2019	2019	13,482		30,000			
1426	2012 Ford F350 Crew Cab	07/13/12	30,639	36,298	110,000	10	2022	2022	30,639				55,000	
1435	2018 Dodge Ram 2500, 4x4 Crew Cab	09/07/18	29,877	0	55,000	10	2018	2028	29,877					
1440	2016 Ford F250 Pickup Truck 4x4	07/27/16	24,967	11,865	85,000	10	2026	2026	24,967					
	PARK MAINTENANCE													
1430	2009 Ford F350 1 Ton Pickup Truck 4x4	05/01/09	24,950	41,042	48,000	10	2019	2019	24,950		35,000			
1433	2016 Ford F450 Swaploader 4x4	03/24/16	69,709	3,527	70,000	10	2026	2026	69,709					
1434	2017 Ford F350 Pickup Truck 4x4	07/18/17	29,209	3,938	85,000	10	2027	2027	29,209					
1436	2014 Ford F350 Pickup Truck 4x4	11/14/13	28,819	27,398	85,000	10	2023	2023	28,819					45,000
1439	2016 Ford F350 Pickup Truck 4x4	11/05/15	25,721	14,156	--	10	2026	2026	25,721					
	OTHER EQUIPMENT													
1414	2004 Jacobsen HR9016 16' Cut Mower	01/01/04	66,181	--	--	10	2014	2019	66,181	90,000				
1415	2013 Jacobsen HR9016 16' Cut Mower	05/24/13	79,575	--	--	10	2023	2023	79,575					110,000
1421	2009 Kubota F3080 Mower 4x4	06/05/09	17,971	--	--	10	2019	2020	17,971	25,000				
1423	2011 Kubota F3080 Mower 4x4	12/29/11	27,331	--	--	10	2021	2021	27,331	28,000				
1424	2014 Walker Riding Mower 26 HP	05/28/14	24,947	--	--	10	2024	2024	24,947					
1461	2001 John Deere 210 LE Landscape Loader	02/09/01	62,000	--	--	10	2011	2019	62,000	90,000				
1463	2012 Vanguard 4231TD Tractor 31HP	06/29/12	55,661	--	--	20	2022	2022	55,661				60,000	
TOTAL PARKS AND RECREATION DEPARTMENT														
									GROSS ACQUISITION COST	**$ 233,000**	**$ 65,000**	**$ -**	**$ 145,000**	**$ 155,000**
									LESS: USE OF CAPITAL RESERVES	(59,517)	(26,568)	-	(33,982)	(46,606)
									LESS: USE OF CURRENT RESOURCES	-	-	-	-	-
									NET EQUIPMENT SINKING FUND TOTAL	**$ 173,483**	**$ 38,432**	**$ -**	**$ 111,018**	**$ 108,394**

a. This vehicle scheduled to be replaced in 2018.

CITY OF NEWARK, DELAWARE
CAPITAL IMPROVEMENTS PROGRAM 2019-2023
(with current year amended budget)

PARKING FUND - PLANNING AND DEVELOPMENT DEPARTMENT - PARKING DIVISION

F U N D I N G S U M M A R Y

	2019	2020	2021	2022	2023	Total 5 Year
New Funding:	$ 281,000	$ 149,000	$ 105,000	$ -	$ -	$ 535,000
*Prior Authorized Balance:	$ 127,740	$ -	$ -	$ -	$ -	$ 127,740
2019-2023 Funding:	$ 408,740	$ 149,000	$ 105,000	$ -	$ -	$ 662,740

*Prior Authorized Balance includes 2018 carryover funding only.

PROJECT NUMBER	PROJECT NAME	*	2018 BUDGET AS AMENDED	2019 RESERVES AND OTHER FUNDING	2019 CURRENT FUNDING	2019	2020	2021	2022	2023	TOTAL
V1901	Parking Lot Surface Maintenance	B	$ -	$ 127,740	$ -	$ 127,740	$ -	$ 105,000	$ -	$ -	$ 232,740
V1904	Parking Ambassador Radios	D	-	-	27,000	27,000	-	-	-	-	27,000
V1801	Parking Lot Surface Maintenance	B	127,740	-	-	-	-	-	-	-	-
V1802	Lot #1 Expansion	A	75,000	215,000	-	215,000	-	-	-	-	215,000
V1701	LPR's for Parking Ambassador Vehicles	A	-	-	-	-	100,000	-	-	-	100,000
V1702	Additional Parking Sensors	A	68,250	-	15,000	15,000	-	-	-	-	15,000
V1703	Lot Countdown Signs	D	52,500	12,000	12,000	24,000	-	-	-	-	24,000
VEQSF	Equipment Replacement Program	D	-	-	-	-	49,000	-	-	-	49,000
	Total Parking Fund - Parking Division		$323,490	$354,740	$54,000	$ 408,740	$ 149,000	$ 105,000	$ -	$ -	$ 662,740

PLANNED FINANCING SOURCES

	2018 BUDGET AS AMENDED	2019 RESERVES AND OTHER FUNDING	2019 CURRENT FUNDING	2019	2020	2021	2022	2023	TOTAL
GROSS CAPITAL IMPROVEMENTS	$ 323,490	$ 354,740	$ 54,000	$ 408,740	$ 149,000	$ 105,000	$ -	$ -	$ 662,740
LESS: USE OF RESERVES	(323,490)	(342,740)	-	(342,740)	-	(105,000)	-	-	(447,740)
VEHICLE & EQUIPMENT REPLACEMENT	-	-	-	-	(41,029)	-	-	-	(41,029)
GRANTS	-	-	-	-	-	-	-	-	-
BOND ISSUES	-	-	-	-	-	-	-	-	-
OTHER FINANCING SOURCES	-	(12,000)	-	(12,000)	-	-	-	-	(12,000)
NET CAPITAL IMPROVEMENTS	$ -	$ -	$ 54,000	$ 54,000	$ 107,971	$ -	$ -	$ -	$ 161,971

* Justification Codes:
A - Return on Investment
B - Public Safety
C - Community Health
D - Efficiency/Other

PROJECT NO: V1901

PROJECT TITLE: Parking Lot Surface Maintenance

PROJECT STATUS: Reoccurring (with no end date)

*Prior Authorized Balance includes 2018 carryover funding only.

FUNDING SUMMARY:	2019	2020	2021	2022	2023	Total 5 Year
New Funding:	$ -	$ -	$ 105,000	$ -	$ -	$ 105,000
*Prior Authorized Balance:	$ 127,740	$ -	$ -	$ -	$ -	$ 127,740
2019-2023 Funding:	**$ 127,740**	**$ -**	**$ 105,000**	**$ -**	**$ -**	**$ 232,740**

CAPITAL BUDGET - PROJECT DETAIL	
DEPARTMENT:	Planning & Development
DIVISION:	Parking
FUND:	Parking
PROJECT LOCATION:	Municipal Lots
PROJECT PRIORITY:	2 - High Priority Level
Critical need to remediate failing service, prevent failure, or generate savings	
COMPREHENSIVE DEVELOPMENT PLANNING VISION ELEMENT:	Sustainable Community

§ 806.1(3) SUMMARY OF PROJECT DATA	
First Year in Program:	2010
Est. Completion Date:	Perpetual
Est. Useful Life (in years):	10
Est. Total Cost:	$ 331,897
Est. Spend @ 12/31/2018 (if underway)[1]:	$ 99,157
% Complete (if underway):	29.9%
Balance to be funded[1]:	$ 232,740

[1] For ongoing projects, we must estimate total spent since inception through current year to derive the balance to be funded thereafter.

PROJECT COST BY CATEGORY		
CLASSIFICATION	ACCOUNT NUMBER	AMOUNT
Labor:		$ -
Materials:		$ -
Other Contracts:	5495406.9620	$ 232,740
TOTAL PROJECT COST		$ 232,740

[2] Council is not required to authorize budget year funding for this portion, but this portion of the project will indeed represent a cash outflow in the budget year and/or "out years."

Charter § 806.1(2) DESCRIPTION & JUSTIFICATION:

Originally, based on cost and useful life estimates provided by PWWR, a program was established for municipal parking lot surface maintenance for each facility on an estimated ten year cycle, subject to inspection and recommendation by PWWR. This is an on-going effort, and is needed to remediate failing parking lot surfaces. This has been reclassified to V1901, but used to be under V1001 previously.

Lot #1: This lot is scheduled to be repaved in 2021, as it was last done in 2011. $105,000 is provided in 2021 which was also on "V1001 - Parking Lot Surface Maintenance" in 2017.

Lot #2: This lots surface was redone when 58 East Main Street was completed and multiple properties that were leased over to the City of Newark were combined with the original Lot 2 footprint. This lot does not need maintenenance at this time due to recent contrustruction.

Lot #3 and #4: These lots should be partially repaved in 2018 (drive aisles, entrance/exits, and specific lot sections), not including the new Center Street Lot #3 entrance and exit and immediate surrounding areas. Due to numerous private projects and other variables, the division has decided against trenching in the lots at this time. In Lot #4, the area of the lot that was redone during Kate's Place construction also does not need to be redone, reducing total cost further. Cost to repave drive lanes and entrance exits in both lots would cost $127,740 in 2018.

Lot #5: As this lot was completed in 2013, this lot is scheduled to be repaved in 2023/2024.

Lot #6: This lot was constructed in 2015, so this lot is scheduled to be repaved in 2025/2026.

Total 2019 Project Cost: $127,740 for Lots 3 & 4 drive lanes, entrance/exits, and select spots.

PROJECT FINANCING BY PLAN YEAR

§ 806.1(3) SOURCE OF FUNDS:	Prior Authorized[2]	Actual Funds Utilized as of 06/30/18	Estimated Expenditures 07/01/18 - 12/31/18	Estimated Authorized Balance[2] 12/31/18	2019	2020	2021	2022	2023	TOTAL 5 Year CIP
CURRENT RESOURCES				$ -						$ -
CAPITAL RESERVES	226,897		99,157	$ 127,740	127,740		105,000			$ 232,740
EQUIPMENT REPLACEMENT				$ -						$ -
GRANTS (SPECIFY)				$ -						$ -
BOND ISSUES				$ -						$ -
STATE REVOLVING LOAN				$ -						$ -
OTHER (SPECIFY)				$ -						$ -
TOTAL:	**$ 226,897**	**$ -**	**$ 99,157**	**$ 127,740**	**$ 127,740**	**$ -**	**$ 105,000**	**$ -**	**$ -**	**$ 232,740**

§ 806.1(4) ESTIMATED ANNUAL COST OF OPERATING / MAINTAINING PROJECT OR ASSET	OPERATING IMPACT:	2019	2020	2021	2022	2023	TOTAL
	INCREMENTAL COSTS (NET SAVINGS)						$ -

PROJECT NO: V1904

PROJECT TITLE: Parking Ambassador Radios

PROJECT STATUS: New Project

*Prior Authorized Balance includes 2018 carryover funding only.

FUNDING SUMMARY:	2019	2020	2021	2022	2023	Total 5 Year
New Funding:	$ 27,000	$ -	$ -	$ -	$ -	$ 27,000
*Prior Authorized Balance:	$ -	$ -	$ -	$ -	$ -	$ -
2019-2023 Funding:	$ 27,000	$ -	$ -	$ -	$ -	$ 27,000

CAPITAL BUDGET - PROJECT DETAIL	
DEPARTMENT:	Planning & Development
DIVISION:	Parking
FUND:	Parking
PROJECT LOCATION:	Newark Parking Office
PROJECT PRIORITY:	2 - High Priority Level
Critical need to remediate failing service, prevent failure, or generate savings	
COMPREHENSIVE DEVELOPMENT PLANNING VISION ELEMENT:	Inclusive Community

§ 806.1(3) SUMMARY OF PROJECT DATA	
First Year in Program:	2019
Est. Completion Date:	2019
Est. Useful Life (in years):	0
Est. Total Cost:	$ 27,000
Est. Spend @ 12/31/2018 (if underway)[1]:	$ -
% Complete (if underway):	0.0%
Balance to be funded[1]:	$ 27,000

[1] For ongoing projects, we must estimate total spent since inception through current year to derive the balance to be funded thereafter.

PROJECT COST BY CATEGORY		
CLASSIFICATION	ACCOUNT NUMBER	AMOUNT
Labor:		$ -
Materials:	5495406.9622	$ 27,000
Other Contracts:		$ -
TOTAL PROJECT COST		$ 27,000

[2] Council is not required to authorize budget year funding for this portion, but this portion of the project will indeed represent a cash outflow in the budget year and/or "out years."

Charter § 806.1(2) DESCRIPTION & JUSTIFICATION:

Newark Parking Ambassadors use Motorola brand radios during their daily duties for communication and safety purposes. These radios connect the main office and the Parking Ambassadors to the Newark Police Department. Radios allow the Parking Ambassadors to communicate quickly and efficiently from the field. These radios are necessary for every day duties and for the safety of multiple levels of staff.

These radios play a crucial role in communicating the needs of employee, resident, and patron in the heart of downtown and in the residential areas. For employees, all radios have an emergency button in time of crisis or an emergency situation, even in an instance where the Ambassador may not be able to speak through the radio. Ambassadors communicate to the office when meters are malfunctioning or when a vehicle is found to have unpaid parking fines. When a resident or patron needs assistance, the Ambassador can quickly get on the radio and ask for assistance from the Parking Division or Police Department. The office directs its employees via these radios to areas when residents or businesses call in with parking issues.

The current radio infrastructure is failing. Radio units that were passed down from the Police Department in 2015 were already beyond their life expectancy and were already replaced by Police. The Parking Division took on the older radios when the Enforcement team was moved over to Parking. For the past 3 years, the Division has bought the necessary parts to keep radios functioning, but costs for these parts are increasing, while the quality and value of the radios are decreasing. Further reduction in radio quality puts the employee at risk and hurts customer service. Trade-in value is also rapidly decreasing for the radios.

The Parking Division is requesting $27,000 for a complete Motorola Radio fleet to replace the outgoing fleet. This brand and style of radio is necessary to connect to the Police Department.

PROJECT FINANCING BY PLAN YEAR

§ 806.1(3) SOURCE OF FUNDS:	Prior Authorized[2]	Actual Funds Utilized as of 06/30/18	Estimated Expenditures 07/01/18 - 12/31/18	Estimated Authorized Balance[2] 12/31/18	2019	2020	2021	2022	2023	TOTAL 5 Year CIP
CURRENT RESOURCES				$ -	27,000					$ 27,000
CAPITAL RESERVES				$ -						$ -
EQUIPMENT REPLACEMENT				$ -						$ -
GRANTS (SPECIFY)				$ -						$ -
BOND ISSUES				$ -						$ -
STATE REVOLVING LOAN				$ -						$ -
OTHER (SPECIFY)				$ -						$ -
TOTAL:	$ -	$ -	$ -	$ -	$ 27,000	$ -	$ -	$ -	$ -	$ 27,000

§ 806.1(4) ESTIMATED ANNUAL COST OF OPERATING / MAINTAINING PROJECT OR ASSET	OPERATING IMPACT:	2019	2020	2021	2022	2023	TOTAL
	INCREMENTAL COSTS (NET SAVINGS)						$ -

PROJECT NO: V1802

PROJECT TITLE: Parking Lot #1 Expansion

PROJECT STATUS: In Progress (with end date)

*Prior Authorized Balance includes 2018 carryover funding only.

FUNDING SUMMARY:	2019	2020	2021	2022	2023	Total 5 Year
New Funding:	$ 215,000	$ -	$ -	$ -	$ -	$ 215,000
*Prior Authorized Balance:	$ -	$ -	$ -	$ -	$ -	$ -
2019-2023 Funding:	$ 215,000	$ -	$ -	$ -	$ -	$ 215,000

CAPITAL BUDGET - PROJECT DETAIL	
DEPARTMENT:	Planning & Development
DIVISION:	Parking
FUND:	Parking
PROJECT LOCATION:	Parking Lot #1
PROJECT PRIORITY:	2 - High Priority Level
Critical need to remediate failing service, prevent failure, or generate savings	
COMPREHENSIVE DEVELOPMENT PLANNING VISION ELEMENT:	

§ 806.1(3) SUMMARY OF PROJECT DATA	
First Year in Program:	2018
Est. Completion Date:	2019
Est. Useful Life (in years):	10
Est. Total Cost:	$ 290,000
Est. Spend @ 12/31/2018 (if underway)[1]:	$ 75,000
% Complete (if underway):	25.9%
Balance to be funded[1]:	$ 215,000

[1] For ongoing projects, we must estimate total spent since inception through current year to derive the balance to be funded thereafter.

PROJECT COST BY CATEGORY		
CLASSIFICATION	ACCOUNT NUMBER	AMOUNT
Labor:		$ -
Materials:		$ -
Other Contracts:	5495406.9620	$ 215,000
TOTAL PROJECT COST		$ 215,000

[2] Council is not required to authorize budget year funding for this portion, but this portion of the project will indeed represent a cash outflow in the budget year and/or "out years."

Charter § 806.1(2) DESCRIPTION & JUSTIFICATION:

In an effort to increase available parking in Newark's Central Business District, the City is working to remove two buildings in the southwest corner of Lot #1 and assume control over the parcel from the University of Delaware. With removal of these buildings, which are currently not in use by the University, the City can add up to 48 new parking spots in a lot that often reaches maximum capacity. These spaces will play a critical role in alleviating the stress the City parking infrastructure will experience during DELDOT's Main Street rehabilitation project, where there will be a significant loss in on-street parking near Main Street businesses.

The University agreed to transfer properties 42 and 46 East Delaware Ave to the City of Newark as part of the 83 East Main Street Bookstore project. A parking garage was a requirement in the original agreement as a condition prior to transfer of the property, but a garage is not in the foreseeable future at this time. City staff contacted UD leadership to initiate negotiations and a set of revised conditions were set in place, with a majority of UD's requested conditions being related to aesthetics and protections to nearby dorms, as well as a condition to eliminate an annual payment by UD to the City for previously removed on-street spaces along South College Avenue, a loss of $38,500 per year. The anticipated increase from new spaces in Lot #1 would be $132,000 annually, a net increase of $93,500 per year, at current parking rates.

Total cost for the project would be $290,000. Return-on-investment would be approximately 3 to 4 years after completion of the project. ROI could be considerably faster pending rate change, population increase, and displacement by future construction projects.

PROJECT FINANCING BY PLAN YEAR

§ 806.1(3) SOURCE OF FUNDS:	Prior Authorized[2]	Actual Funds Utilized as of 06/30/18	Estimated Expenditures 07/01/18 - 12/31/18	Estimated Authorized Balance[2] 12/31/18	2019	2020	2021	2022	2023	TOTAL 5 Year CIP
CURRENT RESOURCES				$ -						$ -
CAPITAL RESERVES	75,000		75,000	$ -	215,000					$ 215,000
EQUIPMENT REPLACEMENT				$ -						$ -
GRANTS (SPECIFY)				$ -						$ -
BOND ISSUES				$ -						$ -
STATE REVOLVING LOAN				$ -						$ -
OTHER (SPECIFY)				$ -						$ -
TOTAL:	$ 75,000	$ -	$ 75,000	$ -	$ 215,000	$ -	$ -	$ -	$ -	$ 215,000

§ 806.1(4) ESTIMATED ANNUAL COST OF OPERATING / MAINTAINING PROJECT OR ASSET	OPERATING IMPACT:	2019	2020	2021	2022	2023	TOTAL
	INCREMENTAL COSTS (NET SAVINGS)		(79,167)	(79,167)	(79,167)	(79,167)	$ (316,668)

PROJECT NO:	**V1701**
PROJECT TITLE:	**LPR's for Parking Ambassador Vehicles**
PROJECT STATUS:	**In Progress (with end date)**

*Prior Authorized Balance includes 2018 carryover funding only.

FUNDING SUMMARY:	2019	2020	2021	2022	2023	Total 5 Year
New Funding:	$ -	$ 100,000	$ -	$ -	$ -	$ 100,000
*Prior Authorized Balance:	$ -	$ -	$ -	$ -	$ -	$ -
2019-2023 Funding:	**$ -**	**$ 100,000**	**$ -**	**$ -**	**$ -**	**$ 100,000**

CAPITAL BUDGET - PROJECT DETAIL	
DEPARTMENT:	Planning & Development
DIVISION:	Parking
FUND:	Parking
PROJECT LOCATION:	Various
PROJECT PRIORITY:	2 - High Priority Level
Critical need to remediate failing service, prevent failure, or generate savings	
COMPREHENSIVE DEVELOPMENT PLANNING VISION ELEMENT:	Sustainable Community

§ 806.1(3) **SUMMARY OF PROJECT DATA**	
First Year in Program:	2017
Est. Completion Date:	2020
Est. Useful Life (in years):	0
Est. Total Cost:	$ 100,000
Est. Spend @ 12/31/2018 (if underway)[1]:	$ -
% Complete (if underway):	0.0%
Balance to be funded[1]:	$ 100,000

[1] For ongoing projects, we must estimate total spent since inception through current year to derive the balance to be funded thereafter.

PROJECT COST BY CATEGORY		
CLASSIFICATION	**ACCOUNT NUMBER**	**AMOUNT**
Labor:		$ -
Materials:		$ -
Other Contracts:	5495406.9622	$ 100,000
TOTAL PROJECT COST		$ 100,000

[2] Council is not required to authorize budget year funding for this portion, but this portion of the project will indeed represent a cash outflow in the budget year and/or "out years."

Charter § 806.1(2) **DESCRIPTION & JUSTIFICATION:**

The Parking Division, in addition to enforcement responsibilities, took over residential parking permit administration from the Newark Police Department in 2017 as part of the T2 (integrated parking system) capabilities. As the new T2 system will eventually allow us to be more efficient in residential parking permit administration by inputting license plate numbers of vehicles permitted to park in residential parking permit areas as opposed to issuing permit stickers for the vehicles, License Plate Recognition capabilities in at least one Parking Ambassador vehicle is recommended.

An LPR will significantly reduce the abuse of the residential guest parking permit system, which has become apparent to the division since assuming parking enforcement responsibilities, and which has recently been a concern for residents and members of Council in some residential areas. The estimated cost in 2020 is $70,000 for hardware, with additional required subscriptions and services totaling $30,000, for a grand total of $100,000.

The LPR, teamed with the T2 system, will also allow for license plate recognition of scofflaws, which are currently tracked by hand or if another violation is evident. With the LPR system, scofflaws will automatically come to the attention of Parking Ambassadors. Based on the University of Delaware's experience with LPRs, and on Parking Ambassadors' previous experience with using a NPD LPR to identify scofflows, we expect the LPR to pay for itself within a short period of time.

Prior authorized funds in the amount of $47,850 were deauthorized from Capital Project WV1701 in 2018. $19,820 of these funds were sent to operating expense 5495404.8130 (Parking Division - Building and Equipment Rentals). The remaining $28,030 was returned to reserves.

PROJECT FINANCING BY PLAN YEAR

§ 806.1(3) **SOURCE OF FUNDS:**	Prior Authorized[2]	Actual Funds Utilized as of 06/30/18	Estimated Expenditures 07/01/18 - 12/31/18	Estimated Authorized Balance[2] 12/31/18	2019	2020	2021	2022	2023	TOTAL 5 Year CIP
CURRENT RESOURCES				$ -		100,000				$ 100,000
CAPITAL RESERVES				$ -						$ -
EQUIPMENT REPLACEMENT				$ -						$ -
GRANTS (SPECIFY)				$ -						$ -
BOND ISSUES				$ -						$ -
STATE REVOLVING LOAN				$ -						$ -
OTHER (SPECIFY)				$ -						$ -
TOTAL:	**$ -**	**$ -**	**$ -**	**$ -**	**$ -**	**$ 100,000**	**$ -**	**$ -**	**$ -**	**$ 100,000**

§ 806.1(4) **ESTIMATED ANNUAL COST OF OPERATING / MAINTAINING PROJECT OR ASSET**	**OPERATING IMPACT:**	2019	2020	2021	2022	2023	TOTAL
	INCREMENTAL COSTS (NET SAVINGS)						$ -

PROJECT NO: V1702

PROJECT TITLE: Additional Parking Sensors

PROJECT STATUS: In Progress (with end date)

*Prior Authorized Balance includes 2018 carryover funding only.

FUNDING SUMMARY:	2019	2020	2021	2022	2023	Total 5 Year
New Funding:	$ 15,000	$ -	$ -	$ -	$ -	$ 15,000
*Prior Authorized Balance:	$ -	$ -	$ -	$ -	$ -	$ -
2019-2023 Funding:	$ 15,000	$ -	$ -	$ -	$ -	$ 15,000

CAPITAL BUDGET - PROJECT DETAIL	
DEPARTMENT:	Planning & Development
DIVISION:	Parking
FUND:	Parking
PROJECT LOCATION:	City-Wide
PROJECT PRIORITY:	1 - Highest Priority Level Project underway and must be completed
COMPREHENSIVE DEVELOPMENT PLANNING VISION ELEMENT:	Inclusive Community

§ 806.1(3) SUMMARY OF PROJECT DATA	
First Year in Program:	2017
Est. Completion Date:	2019
Est. Useful Life (in years):	10
Est. Total Cost:	$ 83,250
Est. Spend @ 12/31/2018 (if underway)[1]:	$ 68,250
% Complete (if underway):	82.0%
Balance to be funded[1]:	$ 15,000

[1] For ongoing projects, we must estimate total spent since inception through current year to derive the balance to be funded thereafter.

PROJECT COST BY CATEGORY		
CLASSIFICATION	ACCOUNT NUMBER	AMOUNT
Labor:		$ -
Materials:	5495406.9622	$ 15,000
Other Contracts:		$ -
TOTAL PROJECT COST		$ 15,000

[2] Council is not required to authorize budget year funding for this portion, but this portion of the project will indeed represent a cash outflow in the budget year and/or "out years."

Charter § 806.1(2) DESCRIPTION & JUSTIFICATION:

Originally titled 'V1702 - Parking Meters and Sensors', the Parking Division has revised this project, aiming to pair all current meters to sensors. The division has researched additional parking sensor location opportunities and indicates that there are locations where approximately 200 sensors can be installed throughout the City. For the 457 meters currently in the system, only 268 of them have sensors. By adding sensors to all on-street parking meters that currently do not have sensors, the division will be able to report occupancy information to Mayor and Council on a city-wide basis. IPS Smart Meters has also developed a new pole-mounted sensor, that does not need to be drilled into the ground, which the division believes will eliminate paving/plowing issues that could affect in-grounsd sensors. Estimated cost per new sensor is approximately $300 per sensor. Therefore, the new sensor request is for $60,000 to complete all City meters. Return-on-investment for these sensors is one year.

Current in-ground sensors on Main Street would be moved to peripheral areas of the City, while the the new pole-mounted sensors would be put throughout the Central Business District. The division recommends putting the newest equipment in the busiest section of town. It is also recomended that the pole-mounted sensors be placed on Main Street, as DELDOT has discussed a repaving project through Main Street, which would require a uninstall/reinstall of in-ground sensors. Cost to do this, at any time, will now cost the Division approximately $55 per sensor, and with 150 sensors, total cost for reinstallation would be $8,250.

The Parking Division requested an additional $14,010 to the prior 2017 amount of $54,240, to pair all on-street meters with sensors.

2018 Project costs = $68,250.

2019 Additional project funds needed = $15,000

*2019 funding breaks out to an estimated 30 sensors at $500 each.

PROJECT FINANCING BY PLAN YEAR

§ 806.1(3) SOURCE OF FUNDS:	Prior Authorized[2]	Actual Funds Utilized as of 06/30/18	Estimated Expenditures 07/01/18 - 12/31/18	Estimated Authorized Balance[2] 12/31/18	2019	2020	2021	2022	2023	TOTAL 5 Year CIP
CURRENT RESOURCES				$ -	15,000					$ 15,000
CAPITAL RESERVES	68,250		68,250	$ -						$ -
EQUIPMENT REPLACEMENT				$ -						$ -
GRANTS (SPECIFY)				$ -						$ -
BOND ISSUES				$ -						$ -
STATE REVOLVING LOAN				$ -						$ -
OTHER (SPECIFY)				$ -						$ -
TOTAL:	$ 68,250	$ -	$ 68,250	$ -	$ 15,000	$ -	$ -	$ -	$ -	$ 15,000

§ 806.1(4) ESTIMATED ANNUAL COST OF OPERATING / MAINTAINING PROJECT OR ASSET	OPERATING IMPACT:	2019	2020	2021	2022	2023	TOTAL
	INCREMENTAL COSTS (NET SAVINGS)						$ -

PROJECT NO: V1703

PROJECT TITLE: Lot Countdown Signs

PROJECT STATUS: In Progress (with end date)

*Prior Authorized Balance includes 2018 carryover funding only.

FUNDING SUMMARY:	2019	2020	2021	2022	2023	Total 5 Year
New Funding:	$ 24,000	$ -	$ -	$ -	$ -	$ 24,000
*Prior Authorized Balance:	$ -	$ -	$ -	$ -	$ -	$ -
2019-2023 Funding:	$ 24,000	$ -	$ -	$ -	$ -	$ 24,000

CAPITAL BUDGET - PROJECT DETAIL	
DEPARTMENT:	Planning & Development
DIVISION:	Parking
FUND:	Parking
PROJECT LOCATION:	Hourly Off-Street Lots
PROJECT PRIORITY:	1 - Highest Priority Level Project underway and must be completed
COMPREHENSIVE DEVELOPMENT PLANNING VISION ELEMENT:	Sustainable Community

§ 806.1(3) SUMMARY OF PROJECT DATA	
First Year in Program:	2017
Est. Completion Date:	2019
Est. Useful Life (in years):	10
Est. Total Cost:	$ 76,500
Est. Spend @ 12/31/2018 (if underway)[1]:	$ 52,500
% Complete (if underway):	68.6%
Balance to be funded[1]:	$ 24,000

[1] For ongoing projects, we must estimate total spent since inception through current year to derive the balance to be funded thereafter.

PROJECT COST BY CATEGORY		
CLASSIFICATION	ACCOUNT NUMBER	AMOUNT
Labor:		$ -
Materials:		$ -
Other Contracts:	5495406.9622	$ 24,000
TOTAL PROJECT COST		$ 24,000

[2] Council is not required to authorize budget year funding for this portion, but this portion of the project will indeed represent a cash outflow in the budget year and/or "out years."

Charter § 806.1(2) DESCRIPTION & JUSTIFICATION:

Lot countdown signs have been installed at multiple entrances to Lots 1, 3, and 4, indicating to customers the accurate count of open spaces available in the lots, to increase customer convenience and reduce traffic congestion. These signs allow the customer to make an educated decision to which parking lot they enter to find parking, rather than pulling into and circling a lot that has no available parking spaces. With the advice of City Council, the signs were installed in select locations. The lot countdown sign's cloud-based software keeps track of lot occupancy so that it can be reported to Mayor and Council. Current occupancy can be reported to an online GIS map so that patrons with access to the internet can see the real-time occupancy of any pay-by-hour municipal parking lot before coming downtown.

Upon recommendation from the Parking Subcommittee, this program should be extended to include major entrance points into the City of Newark into multi-lot countdown signs that shows availability in all parking lot options offered by the City. If possible, the City would like to collaborate with the University of Delaware to include their Trabant Parking Garage, as the structure is a viable option for patrons of City of Newark businesses. The Division is requesting $12,000 in 2019 for a single, collaborative sign to be placed at the beginning of Main Street, near Pomeroy Trail, that all vehicle traffic would see as they enter onto Main Street. University of Delaware would provide the other half of the cost to have their Trabant garage countdown information put on the sign. Pending success of the first sign, the City could discuss more signage in the future.

PROJECT FINANCING BY PLAN YEAR

§ 806.1(3) SOURCE OF FUNDS:	Prior Authorized[2]	Actual Funds Utilized as of 06/30/18	Estimated Expenditures 07/01/18 - 12/31/18	Estimated Authorized Balance[2] 12/31/18	2019	2020	2021	2022	2023	TOTAL 5 Year CIP
CURRENT RESOURCES				$ -	12,000					$ 12,000
CAPITAL RESERVES	52,500	50,178	2,322	$ -						$ -
EQUIPMENT REPLACEMENT				$ -						$ -
GRANTS (SPECIFY)				$ -						$ -
BOND ISSUES				$ -						$ -
STATE REVOLVING LOAN				$ -						$ -
OTHER UD				$ -	12,000					$ 12,000
TOTAL:	$ 52,500	$ 50,178	$ 2,322	$ -	$ 24,000	$ -	$ -	$ -	$ -	$ 24,000

§ 806.1(4) ESTIMATED ANNUAL COST OF OPERATING / MAINTAINING PROJECT OR ASSET	OPERATING IMPACT:	2019	2020	2021	2022	2023	TOTAL
	INCREMENTAL COSTS (NET SAVINGS)						$ -

PROJECT NO: VEQSF

PROJECT TITLE: Equipment Replacement Program

PROJECT STATUS: Reoccurring (with no end date)

*Prior Authorized Balance includes 2018 carryover funding only.

FUNDING SUMMARY:	2019	2020	2021	2022	2023	Total 5 Year
New Funding:	$ -	$ 49,000	$ -	$ -	$ -	$ 49,000
*Prior Authorized Balance:	$ -	$ -	$ -	$ -	$ -	$ -
2019-2023 Funding:	$ -	$ 49,000	$ -	$ -	$ -	$ 49,000

CAPITAL BUDGET - PROJECT DETAIL	
DEPARTMENT:	Planning & Development
DIVISION:	Parking
FUND:	Parking
PROJECT LOCATION:	Various
PROJECT PRIORITY:	1 - Highest Priority Level Project underway and must be completed
COMPREHENSIVE DEVELOPMENT PLANNING VISION ELEMENT:	Sustainable Community

Charter § 806.1(2) **DESCRIPTION & JUSTIFICATION**:

Planned advance funding accumulated through depreciation to replace essential equipment when necessary.

Please see the attached schedule.

§ 806.1(3) SUMMARY OF PROJECT DATA	
First Year in Program:	Perpetual
Est. Completion Date:	Perpetual
Est. Useful Life (in years):	10
Est. Total Cost:	$ 49,000
Est. Spend @ 12/31/2018 (if underway)[1]:	$ -
% Complete (if underway):	0.0%
Balance to be funded[1]:	$ 49,000

[1] For ongoing projects, we must estimate total spent since inception through current year to derive the balance to be funded thereafter.

PROJECT COST BY CATEGORY		
CLASSIFICATION	ACCOUNT NUMBER	AMOUNT
Labor:		$ -
Materials:		$ -
Other Contracts:	5495426.9623	$ 49,000
TOTAL PROJECT COST		$ 49,000

[2] Council is not required to authorize budget year funding for this portion, but this portion of the project will indeed represent a cash outflow in the budget year and/or "out years."

PROJECT FINANCING BY PLAN YEAR

§ 806.1(3) SOURCE OF FUNDS:	Prior Authorized[2]	Actual Funds Utilized as of 06/30/18	Estimated Expenditures 07/01/18 - 12/31/18	Estimated Authorized Balance[2] 12/31/18	2019	2020	2021	2022	2023	TOTAL 5 Year CIP
CURRENT RESOURCES				$ -		7,971				$ 7,971
CAPITAL RESERVES				$ -						$ -
EQUIPMENT REPLACEMENT				$ -		41,029				$ 41,029
GRANTS (SPECIFY)				$ -						$ -
BOND ISSUES				$ -						$ -
STATE REVOLVING LOAN				$ -						$ -
OTHER (SPECIFY)				$ -						$ -
TOTAL:	$ -	$ -	$ -	$ -	$ -	$ 49,000	$ -	$ -	$ -	$ 49,000

§ 806.1(4) ESTIMATED ANNUAL COST OF OPERATING / MAINTAINING PROJECT OR ASSET	OPERATING IMPACT:	2019	2020	2021	2022	2023	TOTAL
	INCREMENTAL COSTS (NET SAVINGS)						$ -

CITY OF NEWARK, DELAWARE
VEHICLE REPLACEMENT PROGRAM SCHEDULE 2019-2023
PLANNING AND DEVELOPMENT DEPARTMENT, PARKING DIVISION

VEH NUMB	DESCRIPTION	PURCHASE DATE	PURCHASE PRICE	MILEAGE AS OF 07/31/18	EST MILEAGE AT REPL	NORMAL YEARS LIFE	NORMAL REPL YEAR	BUDGET REPL YEAR	EQUIPMENT SINKING FUND BASIS	REPLACEMENT COSTS 2019	2020	2021	2022	2023
1100	2017 Ford T150 Transit Cargo Van	09/14/16	26,687	5,462	55,000	10	2026	2026	26,687					
1101	2015 Ford T150 Transit Cargo Van	12/31/14	24,457	8,196	80,000	10	2024	2024	24,457					
1102	2000 Ford Crown Victoria Sedan	08/11/00	19,851	49,852	65,000	12	2012	2020	19,851		21,000			
1103	2011 Ford Ranger Pickup Truck	03/09/12	21,178	81,894	80,000	8	2020	2020	21,178		28,000			
1104	2017 Ford Transit Connect	03/02/17	22,768	16,562	90,000	10	2027	2027	22,768					

TOTAL PARKING DIVISION

	2019	2020	2021	2022	2023
GROSS ACQUISITION COST	**$ -**	**$ 49,000**	**$ -**	**$ -**	**$ -**
LESS: USE OF CAPITAL RESERVES	-	-	-	-	-
LESS: USE OF CURRENT RESOURCES	-	(7,971)	-	-	-
NET EQUIPMENT SINKING FUND TOTAL	**$ -**	**$ 41,029**	**$ -**	**$ -**	**$ -**

THIS PAGE IS LEFT INTENTIONALLY BLANK

CITY OF NEWARK, DELAWARE
CAPITAL IMPROVEMENTS PROGRAM 2019-2023
(with current year amended budget)

GENERAL FUND - FINANCE DEPARTMENT - INFORMATION TECHNOLOGY DIVISION

F U N D I N G S U M M A R Y

	2019	2020	2021	2022	2023	Total 5 Year
New Funding:	$ 108,200	$ 495,500	$ 32,500	$ 32,500	$ -	$ 668,700
*Prior Authorized Balance:	$ -	$ -	$ -	$ -	$ -	$ -
2019-2023 Funding:	$ 108,200	$ 495,500	$ 32,500	$ 32,500	$ -	$ 668,700

*Prior Authorized Balance includes 2018 carryover funding only.

PROJECT NUMBER	PROJECT NAME	*	2018 BUDGET AS AMENDED	2019 RESERVES AND OTHER FUNDING	2019 CURRENT FUNDING	2019	2020	2021	2022	2023	TOTAL
I1901	Sonicwall Firewall Replacement	D	$ -	$ -	$ 58,000	$ 58,000	$ -	$ -	$ -	$ -	$ 58,000
I1902	Tyler Technologies Contracts, Bid Module and Cash Management Module	D	-	-	17,700	17,700	23,000	-	-	-	40,700
I1801	Citywide Fiber (Phase II)	B	-	-	-	-	140,000	-	-	-	140,000
I1804	Harris Automation Platform	D	-	-	-	-	150,000	-	-	-	150,000
I1601	Virtual Environment Host Replacement	D	-	-	-	-	75,000	-	-	-	75,000
I1603	Surveillance Camera Refresh	B	-	32,500	-	32,500	32,500	32,500	32,500	-	130,000
I1606	Disaster Recovery and Planning	B	-	-	-	-	75,000	-	-	-	75,000
	Total General Fund - Information Technology Division		$ -	$ 32,500	$ 75,700	$ 108,200	$ 495,500	$ 32,500	$ 32,500	$ -	$ 668,700
PLANNED FINANCING SOURCES											
	GROSS CAPITAL IMPROVEMENTS		$ -	$ 32,500	$ 75,700	$ 108,200	$ 495,500	$ 32,500	$ 32,500	$ -	$ 668,700
	LESS: USE OF RESERVES		-	-	-	-	-	-	-	-	-
	VEHICLE & EQUIPMENT REPLACEMENT		-	-	-	-	(117,000)	-	-	-	(117,000)
	GRANTS		-	-	-	-	-	-	-	-	-
	BOND ISSUES		-	(32,500)	-	(32,500)	(32,500)	(32,500)	(32,500)	-	(130,000)
	OTHER FINANCING SOURCES		-	-	-	-	-	-	-	-	-
	NET CAPITAL IMPROVEMENTS		$ -	$ -	$ 75,700	$ 75,700	$ 346,000	$ -	$ -	$ -	$ 421,700

* Justification Codes:
A - Return on Investment
B - Public Safety
C - Community Health
D - Efficiency/Other

PROJECT NO: I1901

PROJECT TITLE: SonicWALL Firewall Replacement

PROJECT STATUS: New Project

*Prior Authorized Balance includes 2018 carryover funding only.

FUNDING SUMMARY:	2019	2020	2021	2022	2023	Total 5 Year
New Funding:	$ 58,000	$ -	$ -	$ -	$ -	$ 58,000
*Prior Authorized Balance:	$ -	$ -	$ -	$ -	$ -	$ -
2019-2023 Funding:	$ 58,000	$ -	$ -	$ -	$ -	$ 58,000

CAPITAL BUDGET - PROJECT DETAIL	
DEPARTMENT:	Finance
DIVISION:	Information Technology
FUND:	General
PROJECT LOCATION:	Municipal Building
PROJECT PRIORITY:	2 - High Priority Level
Critical need to remediate failing service, prevent failure, or generate savings	
COMPREHENSIVE DEVELOPMENT PLANNING VISION ELEMENT:	Not Applicable

§ 806.1(3) SUMMARY OF PROJECT DATA	
First Year in Program:	2019
Est. Completion Date:	2019
Est. Useful Life (in years):	5
Est. Total Cost:	$ 58,000
Est. Spend @ 12/31/2018 (if underway)[1]:	$ -
% Complete (if underway):	0.0%
Balance to be funded[1]:	$ 58,000

[1] For ongoing projects, we must estimate total spent since inception through current year to derive the balance to be funded thereafter.

PROJECT COST BY CATEGORY		
CLASSIFICATION	ACCOUNT NUMBER	AMOUNT
Labor:		$ -
Materials:	3063006.9622	$ 58,000
Other Contracts:		$ -
TOTAL PROJECT COST		$ 58,000

[2] Council is not required to authorize budget year funding for this portion, but this portion of the project will indeed represent a cash outflow in the budget year and/or "out years."

Charter § 806.1(2) DESCRIPTION & JUSTIFICATION:

The City of Newark utilizes a pair of redundant SonicWALL firewalls as our main line of defense against outside cyber threats as well as inside security vulnerabilities. This system has been in production since 2013 and has performed very well given the level of technology that existed when it was purchased; however, this model is reaching its end of support. Once end of support is reached, we will no longer receive technical support, firmware updates/upgrades or hardware replacement. This system is a critical part of our infrastructure and with advancing technologies and increased threats it is crucial that this system be replaced. To future proof our investment we have chosen a slightly more powerful model, the SonicWALL NSA 6650, that will facilitate our needs as we progress and grow. The NSA 6650 provides increased processing power, routing capabilities and provides 10 Gigabit network ports which will increase our network speed to match our current network switch infrastructure. In addition, this model offers data encryption, deep threat inspections, application control, content filtering and high availability ISP load balancing which are considered top of the industry standards of today. Staying with SonicWall allows for an easy transition as our current configuration can be migrated to the new firewall.

PROJECT FINANCING BY PLAN YEAR

§ 806.1(3) SOURCE OF FUNDS:	Prior Authorized[2]	Actual Funds Utilized as of 06/30/18	Estimated Expenditures 07/01/18 - 12/31/18	Estimated Authorized Balance[2] 12/31/18	2019	2020	2021	2022	2023	TOTAL 5 Year CIP
CURRENT RESOURCES				$ -	58,000					$ 58,000
CAPITAL RESERVES				$ -						$ -
EQUIPMENT REPLACEMENT				$ -						$ -
GRANTS (SPECIFY)				$ -						$ -
BOND ISSUES				$ -						$ -
STATE REVOLVING LOAN				$ -						$ -
OTHER (SPECIFY)				$ -						$ -
TOTAL:	$ -	$ -	$ -	$ -	$ 58,000	$ -	$ -	$ -	$ -	$ 58,000

§ 806.1(4) ESTIMATED ANNUAL COST OF OPERATING / MAINTAINING PROJECT OR ASSET	OPERATING IMPACT:	2019	2020	2021	2022	2023	TOTAL
	INCREMENTAL COSTS (NET SAVINGS)						$ -

PROJECT NO:	**I1902**
PROJECT TITLE:	**Tyler Technologies Modules (Contracts, Bid and Cash)**
PROJECT STATUS:	**New Project**

*Prior Authorized Balance includes 2018 carryover funding only.

FUNDING SUMMARY:	2019	2020	2021	2022	2023	Total 5 Year
New Funding:	$ 17,700	$ 23,000	$ -	$ -	$ -	$ 40,700
*Prior Authorized Balance:	$ -	$ -	$ -	$ -	$ -	$ -
2019-2023 Funding:	**$ 17,700**	**$ 23,000**	**$ -**	**$ -**	**$ -**	**$ 40,700**

CAPITAL BUDGET - PROJECT DETAIL	
DEPARTMENT:	Finance
DIVISION:	Information Technology
FUND:	General
PROJECT LOCATION:	Municipal Building
PROJECT PRIORITY:	4 - Medium
This project is a NEED and not a WANT, but no significant risk in the deferral of this item	
COMPREHENSIVE DEVELOPMENT PLANNING VISION ELEMENT:	Not Applicable

§ 806.1(3) **SUMMARY OF PROJECT DATA**	
First Year in Program:	2019
Est. Completion Date:	2020
Est. Useful Life (in years):	
Est. Total Cost:	$ 40,700
Est. Spend @ 12/31/2018 (if underway)[1]:	$ -
% Complete (if underway):	0.0%
Balance to be funded[1]:	$ 40,700

[1] For ongoing projects, we must estimate total spent since inception through current year to derive the balance to be funded thereafter.

PROJECT COST BY CATEGORY		
CLASSIFICATION	**ACCOUNT NUMBER**	**AMOUNT**
Labor:		$ -
Materials:		$ -
Other Contracts:	3063006.9622	$ 40,700
TOTAL PROJECT COST		$ 40,700

[2] Council is not required to authorize budget year funding for this portion, but this portion of the project will indeed represent a cash outflow in the budget year and/or "out years."

Charter § 806.1(2) **DESCRIPTION & JUSTIFICATION:**

Tyler Technologies Contracts Module supports the entire lifecycle of a contract from initiation to expiration. This program allows users to create and approve both annual and multi-year contracts for purchases and optionally encumber the appropriate funds in advance. Users are able to allocate contracts by account or account segment, as well as define milestones and key dates that trigger an optional Munis Dashboard alert that notifies the appropriate staff. Contract Management is fully integrated with general ledger, purchasing and accounts payable which allows users to track and withhold contract sliding scale retainage based off percentage complete and also provides the ability to track pending payments, open requisitions, purchase orders and contract change orders.
2020 Estimate: $11,500.00 *This module was advanced from 2019 to 2020.

Tyler Technologies Bid Module can create any number of bid catalogs. Bid catalogs can be initiated for yearly purchases of items or generated through the Munis requisition process. Individual departments can enter on-line requested quantities for item being put out to bid. Once the bid has been established notifications can be sent to vendors via e-mail. Vendors can either mail their bids to the requesting site or optionally enter their bid information using Munis Self-Service. Additional criteria in the form of custom RFP questions can also be attached to a Munis bid. From vendor responses, Munis determines the best vendor to award a bid to by individual bid line item. Awarded bids can be used to create Purchase Orders or converted into a Contract that can be purchased against for the term of the bid.
2020 Estimate: $11,500.00 *This module was advanced from 2019 to 2020.

Tyler Technologies Cash Management Module will provide the Finance department with:
- Disbursement and check reconciliation functions from accounts payable and payroll
- A separate file for recording bank account transactions including pooled cash, investment detail files and debt detail files
- A tool for cash flow forecasting for any cash account or date range, which provides the option to integrate with accounting system transactions to provide a budget vs. actual cash flow file
- Bank Reconciliation, which reconciles Munis cash accounts (book balance) with their corresponding bank accounts (bank balance)

2019 Estimate: $17,700.00

PROJECT FINANCING BY PLAN YEAR

§ 806.1(3) **SOURCE OF FUNDS:**	**Prior Authorized[2]**	**Actual Funds Utilized as of 06/30/18**	**Estimated Expenditures 07/01/18 - 12/31/18**	**Estimated Authorized Balance[2] 12/31/18**	**2019**	**2020**	**2021**	**2022**	**2023**	**TOTAL 5 Year CIP**
CURRENT RESOURCES				$ -	17,700	23,000				$ 40,700
CAPITAL RESERVES				$ -						$ -
EQUIPMENT REPLACEMENT				$ -						$ -
GRANTS (SPECIFY)				$ -						$ -
BOND ISSUES				$ -						$ -
STATE REVOLVING LOAN				$ -						$ -
OTHER (SPECIFY)				$ -						$ -
TOTAL:	**$ -**	**$ -**	**$ -**	**$ -**	**$ 17,700**	**$ 23,000**	**$ -**	**$ -**	**$ -**	**$ 40,700**

§ 806.1(4) **ESTIMATED ANNUAL COST OF OPERATING / MAINTAINING PROJECT OR ASSET**	**OPERATING IMPACT:**	**2019**	**2020**	**2021**	**2022**	**2023**	**TOTAL**
	INCREMENTAL COSTS (NET SAVINGS)		1,845	4,041	4,041	4,041	$ 13,968

PROJECT NO: I1801

PROJECT TITLE: Fiber Network (Phase II)

PROJECT STATUS: In Progress (with end date)

*Prior Authorized Balance includes 2018 carryover funding only.

FUNDING SUMMARY:	2019	2020	2021	2022	2023	Total 5 Year
New Funding:	$ -	$ 140,000	$ -	$ -	$ -	$ 140,000
*Prior Authorized Balance:	$ -	$ -	$ -	$ -	$ -	$ -
2019-2023 Funding:	$ -	$ 140,000	$ -	$ -	$ -	$ 140,000

CAPITAL BUDGET - PROJECT DETAIL	
DEPARTMENT:	Finance
DIVISION:	Information Technology
FUND:	General
PROJECT LOCATION:	City-Wide
PROJECT PRIORITY:	4 - Medium
This project is a NEED and not a WANT, but no significant risk in the deferral of this item	
COMPREHENSIVE DEVELOPMENT PLANNING VISION ELEMENT:	Healthy & Active Community

§ 806.1(3) SUMMARY OF PROJECT DATA	
First Year in Program:	2018
Est. Completion Date:	2020
Est. Useful Life (in years):	10
Est. Total Cost:	$ 140,000
Est. Spend @ 12/31/2018 (if underway)[1]:	$ -
% Complete (if underway):	0.0%
Balance to be funded[1]:	$ 140,000

[1] For ongoing projects, we must estimate total spent since inception through current year to derive the balance to be funded thereafter.

PROJECT COST BY CATEGORY		
CLASSIFICATION	ACCOUNT NUMBER	AMOUNT
Labor:		$ -
Materials:		$ -
Other Contracts:	3063006.9622	$ 140,000
TOTAL PROJECT COST		$ 140,000

[2] Council is not required to authorize budget year funding for this portion, but this portion of the project will indeed represent a cash outflow in the budget year and/or "out years."

Charter § 806.1(2) DESCRIPTION & JUSTIFICATION:

The 2017 Fiber Installation Project was a major success. Our surveillance cameras, SCADA systems, Buildings and other networked connections are now running on the Phase I network that has been installed. This project signals a continuation of the build-out to install Fiber to areas such as South College Avenue near I95, to the South Well Field Water Plant and to the George Wilson Center. While fiber to these areas is recommended for additional Police surveillance needs, there are a multitude of other solutions that are possible with these extensions, including but not limited to SCADA integration, WiFi and parking management. There would be minimal offset cost as currently two of these areas are utilizing Comcast services to provide access.

Currently scheduled for 2020 ($140,000) - Extension of existing fiber network to 3 main areas:
South College Avenue towards I95 interchange - In reviewing crime data, Newark PD has investigated (107) robberies from January 2015 to July 2018; (25) robberies have occurred on S. College Ave. The PD has installed a LPR in the vicinity which has proven valuable and the PD submits cameras in the vicinity would complement investigative and preventive efforts – as there are no City controlled surveillance camera assets along the corridor. Currently, investigators rely on private entities for video evidence which is often limited to the interior of their business or property and provides limited coverage and investigative leads. Sourced: Capt. Michael Van Campen

South Well Field for SCADA
New London Road (George Wilson Center) for additional cameras and to connect facility to core network.

PROJECT FINANCING BY PLAN YEAR

§ 806.1(3) SOURCE OF FUNDS:	Prior Authorized[2]	Actual Funds Utilized as of 06/30/18	Estimated Expenditures 07/01/18 - 12/31/18	Estimated Authorized Balance[2] 12/31/18	2019	2020	2021	2022	2023	TOTAL 5 Year CIP
CURRENT RESOURCES				$ -		140,000				$ 140,000
CAPITAL RESERVES				$ -						$ -
EQUIPMENT REPLACEMENT				$ -						$ -
GRANTS (SPECIFY)				$ -						$ -
BOND ISSUES				$ -						$ -
STATE REVOLVING LOAN				$ -						$ -
OTHER (SPECIFY)				$ -						$ -
TOTAL:	$ -	$ -	$ -	$ -	$ -	$ 140,000	$ -	$ -	$ -	$ 140,000

§ 806.1(4) ESTIMATED ANNUAL COST OF OPERATING / MAINTAINING PROJECT OR ASSET	OPERATING IMPACT:	2019	2020	2021	2022	2023	TOTAL
	INCREMENTAL COSTS (NET SAVINGS)						$ -

PROJECT NO: I1804

PROJECT TITLE: Harris Automation Platform

PROJECT STATUS: In Progress (with end date)

*Prior Authorized Balance includes 2018 carryover funding only.

FUNDING SUMMARY:	2019	2020	2021	2022	2023	Total 5 Year
New Funding:	$ -	$ 150,000	$ -	$ -	$ -	$ 150,000
*Prior Authorized Balance:	$ -	$ -	$ -	$ -	$ -	$ -
2019-2023 Funding:	$ -	$ 150,000	$ -	$ -	$ -	$ 150,000

CAPITAL BUDGET - PROJECT DETAIL	
DEPARTMENT:	Finance
DIVISION:	Information Technology
FUND:	General
PROJECT LOCATION:	Municipal Building
PROJECT PRIORITY:	5 - Low
This project is a NEED and not a WANT, but it can start in year two of this CIP or later	
COMPREHENSIVE DEVELOPMENT PLANNING VISION ELEMENT:	Not Applicable

§ 806.1(3) SUMMARY OF PROJECT DATA	
First Year in Program:	2018
Est. Completion Date:	2020
Est. Useful Life (in years):	5
Est. Total Cost:	$ 150,000
Est. Spend @ 12/31/2018 (if underway)[1]:	$ -
% Complete (if underway):	0.0%
Balance to be funded[1]:	$ 150,000

[1] For ongoing projects, we must estimate total spent since inception through current year to derive the balance to be funded thereafter.

PROJECT COST BY CATEGORY		
CLASSIFICATION	ACCOUNT NUMBER	AMOUNT
Labor:		$ -
Materials:		$ -
Other Contracts:	3063006.9622	$ 150,000
TOTAL PROJECT COST		$ 150,000

[2] Council is not required to authorize budget year funding for this portion, but this portion of the project will indeed represent a cash outflow in the budget year and/or "out years."

Charter § 806.1(2) DESCRIPTION & JUSTIFICATION:

Harris NorthStart (and associated applications) is used for Utility Billing and Smart-Meter Utility Management. It has been recommended by the vendor, and vetted by staff, that implementing an automation platform would substantially improve efficiency in processing utility billing. This would eliminate much of the manual efforts that our Payments and Utility Billing Team handle daily.

Placeholder Project based on feedback from Utility Billing Vendor (Harris Computer Corporation)

Would be used to automate many tasks currently performed manually, such as:
- Billing Improvements including Validation Procedures and Processes
- Credit Control – Late Payment Penalties and Disconnect Notices
- Preauthorized Payments (PAP)

PROJECT FINANCING BY PLAN YEAR

§ 806.1(3) SOURCE OF FUNDS:	Prior Authorized[2]	Actual Funds Utilized as of 06/30/18	Estimated Expenditures 07/01/18 - 12/31/18	Estimated Authorized Balance[2] 12/31/18	2019	2020	2021	2022	2023	TOTAL 5 Year CIP
CURRENT RESOURCES				$ -		150,000				$ 150,000
CAPITAL RESERVES				$ -						$ -
EQUIPMENT REPLACEMENT				$ -						$ -
GRANTS (SPECIFY)				$ -						$ -
BOND ISSUES				$ -						$ -
STATE REVOLVING LOAN				$ -						$ -
OTHER (SPECIFY)				$ -						$ -
TOTAL:	$ -	$ -	$ -	$ -	$ -	$ 150,000	$ -	$ -	$ -	$ 150,000

§ 806.1(4) ESTIMATED ANNUAL COST OF OPERATING / MAINTAINING PROJECT OR ASSET	OPERATING IMPACT:	2019	2020	2021	2022	2023	TOTAL
	INCREMENTAL COSTS (NET SAVINGS)						$ -

PROJECT NO:	**I1601**
PROJECT TITLE:	**Virtual Environment Host Replacement**
PROJECT STATUS:	**In Progress (with end date)**

*Prior Authorized Balance includes 2018 carryover funding only.

FUNDING SUMMARY:	2019	2020	2021	2022	2023	Total 5 Year
New Funding:	$ -	$ 75,000	$ -	$ -	$ -	$ 75,000
*Prior Authorized Balance:	$ -	$ -	$ -	$ -	$ -	$ -
2019-2023 Funding:	**$ -**	**$ 75,000**	**$ -**	**$ -**	**$ -**	**$ 75,000**

CAPITAL BUDGET - PROJECT DETAIL	
DEPARTMENT:	Finance
DIVISION:	Information Technology
FUND:	General
PROJECT LOCATION:	Municipal Building
PROJECT PRIORITY:	3 - Medium-High
The City would be taking a calculated risk in the deferral of this item	
COMPREHENSIVE DEVELOPMENT PLANNING VISION ELEMENT:	Not Applicable

§ 806.1(3) **SUMMARY OF PROJECT DATA**	
First Year in Program:	2016
Est. Completion Date:	2020
Est. Useful Life (in years):	5
Est. Total Cost:	$ 75,000
Est. Spend @ 12/31/2018 (if underway)[1]:	$ -
% Complete (if underway):	0.0%
Balance to be funded[1]:	$ 75,000

[1] For ongoing projects, we must estimate total spent since inception through current year to derive the balance to be funded thereafter.

PROJECT COST BY CATEGORY		
CLASSIFICATION	**ACCOUNT NUMBER**	**AMOUNT**
Labor:		$ -
Materials:	3063006.9622	$ 8,000
Other Contracts:	3063026.9622	$ 67,000
TOTAL PROJECT COST		$ 75,000

[2] Council is not required to authorize budget year funding for this portion, but this portion of the project will indeed represent a cash outflow in the budget year and/or "out years."

Charter § 806.1(2) **DESCRIPTION & JUSTIFICATION**:

Long range forecast cost for replacement of Microsoft Hyper-V Virtualization Host (Server) Replacement. The City's virtualization environment is critical to maintaining 100+ physical and virtual servers running throughout the organization. These servers host applications such as Utility Billing and Smart Meter Applications, as well as file services, print services, document management and retention services and a myriad of other applications that impact operations.

Currently scheduled for 2020 ($75,000)
Replacement for equipment purchased in 2016 (4 year replacement)
Server and Storage for IT Datacenters

This is an estimated cost and will be formally quoted during annual budget preparation in late 2019.

PROJECT FINANCING BY PLAN YEAR

§ 806.1(3) **SOURCE OF FUNDS:**	Prior Authorized[2]	Actual Funds Utilized as of 06/30/18	Estimated Expenditures 07/01/18 - 12/31/18	Estimated Authorized Balance[2] 12/31/18	2019	2020	2021	2022	2023	TOTAL 5 Year CIP
CURRENT RESOURCES				$ -		8,000				$ 8,000
CAPITAL RESERVES				$ -						$ -
EQUIPMENT REPLACEMENT				$ -		67,000				$ 67,000
GRANTS (SPECIFY)				$ -						$ -
BOND ISSUES				$ -						$ -
STATE REVOLVING LOAN				$ -						$ -
OTHER (SPECIFY)				$ -						$ -
TOTAL:	**$ -**	**$ -**	**$ -**	**$ -**	**$ -**	**$ 75,000**	**$ -**	**$ -**	**$ -**	**$ 75,000**

§ 806.1(4) **ESTIMATED ANNUAL COST OF OPERATING / MAINTAINING PROJECT OR ASSET**	**OPERATING IMPACT:**	2019	2020	2021	2022	2023	TOTAL
	INCREMENTAL COSTS (NET SAVINGS)						$ -

PROJECT NO: I1603

PROJECT TITLE: Surveillance Camera Refresh

PROJECT STATUS: In Progress (with end date)

*Prior Authorized Balance includes 2018 carryover funding only.

FUNDING SUMMARY:	2019	2020	2021	2022	2023	Total 5 Year
New Funding:	$ 32,500	$ 32,500	$ 32,500	$ 32,500	$ -	$ 130,000
*Prior Authorized Balance:	$ -	$ -	$ -	$ -	$ -	$ -
2019-2023 Funding:	$ 32,500	$ 32,500	$ 32,500	$ 32,500	$ -	$ 130,000

CAPITAL BUDGET - PROJECT DETAIL	
DEPARTMENT:	Finance
DIVISION:	Information Technology
FUND:	General
PROJECT LOCATION:	City-Wide
PROJECT PRIORITY:	3 - Medium-High
The City would be taking a calculated risk in the deferral of this item	
COMPREHENSIVE DEVELOPMENT PLANNING VISION ELEMENT:	Healthy & Active Community

§ 806.1(3) SUMMARY OF PROJECT DATA	
First Year in Program:	2016
Est. Completion Date:	2022
Est. Useful Life (in years):	10
Est. Total Cost:	$ 195,000
Est. Spend @ 12/31/2018 (if underway)[1]:	$ 65,000
% Complete (if underway):	33.3%
Balance to be funded[1]:	$ 130,000

[1] For ongoing projects, we must estimate total spent since inception through current year to derive the balance to be funded thereafter.

PROJECT COST BY CATEGORY		
CLASSIFICATION	ACCOUNT NUMBER	AMOUNT
Labor:		$ -
Materials:		$ -
Other Contracts:	3063006.9622	$ 130,000
TOTAL PROJECT COST		$ 130,000

[2] Council is not required to authorize budget year funding for this portion, but this portion of the project will indeed represent a cash outflow in the budget year and/or "out years."

Charter § 806.1(2) DESCRIPTION & JUSTIFICATION:

IMPACTED DEPARTMENT/DIVISION: Newark Police Department

The City of Newark surveillance cameras and network are showing their age. Most of the cameras are at least 8 years old and we are starting to see them fail with regularity. It is IT's recommendation that the cameras be replaced over a period between 5 and 6 years to ensure optimum functionality and savings on repair.

Project began in 2017 and expected completion in 2022
Replacing 5 traffic cameras per year (total of 30 cameras - 10 replaced in 2017)

Axis Q6045-C PTZ Dome 60Hz Network Camera
30 Cameras - $123,000.00 + Installation - $60,000.00 + OnSSI Licensing - $12,000.00 = $195,000.00 Total Project Cost

*Please note, $19,407 was spent at end of year 2017.

PROJECT FINANCING BY PLAN YEAR

§ 806.1(3) SOURCE OF FUNDS:	Prior Authorized[2]	Actual Funds Utilized as of 06/30/18	Estimated Expenditures 07/01/18 - 12/31/18	Estimated Authorized Balance[2] 12/31/18	2019	2020	2021	2022	2023	TOTAL 5 Year CIP
CURRENT RESOURCES				$ -						$ -
CAPITAL RESERVES	45,593		45,593	$ -						$ -
EQUIPMENT REPLACEMENT				$ -						$ -
GRANTS (SPECIFY)				$ -						$ -
BOND ISSUES				$ -	32,500	32,500	32,500	32,500		$ 130,000
STATE REVOLVING LOAN				$ -						$ -
OTHER (SPECIFY)				$ -						$ -
TOTAL:	$ 45,593	$ -	$ 45,593	$ -	$ 32,500	$ 32,500	$ 32,500	$ 32,500	$ -	$ 130,000

§ 806.1(4) ESTIMATED ANNUAL COST OF OPERATING / MAINTAINING PROJECT OR ASSET	OPERATING IMPACT:	2019	2020	2021	2022	2023	TOTAL
	INCREMENTAL COSTS (NET SAVINGS)						$ -

PROJECT NO: I1606

PROJECT TITLE: Disaster Recovery and Planning

PROJECT STATUS: In Progress (with end date)

*Prior Authorized Balance includes 2018 carryover funding only.

FUNDING SUMMARY:	2019	2020	2021	2022	2023	Total 5 Year
New Funding:	$ -	$ 75,000	$ -	$ -	$ -	$ 75,000
*Prior Authorized Balance:	$ -	$ -	$ -	$ -	$ -	$ -
2019-2023 Funding:	$ -	$ 75,000	$ -	$ -	$ -	$ 75,000

CAPITAL BUDGET - PROJECT DETAIL	
DEPARTMENT:	Finance
DIVISION:	Information Technology
FUND:	General
PROJECT LOCATION:	Municipal Building
PROJECT PRIORITY:	3 - Medium-High
The City would be taking a calculated risk in the deferral of this item	
COMPREHENSIVE DEVELOPMENT PLANNING VISION ELEMENT:	Not Applicable

§ 806.1(3) SUMMARY OF PROJECT DATA	
First Year in Program:	2016
Est. Completion Date:	2020
Est. Useful Life (in years):	5
Est. Total Cost:	$ 75,000
Est. Spend @ 12/31/2018 (if underway)[1]:	$ -
% Complete (if underway):	0.0%
Balance to be funded[1]:	$ 75,000

[1] For ongoing projects, we must estimate total spent since inception through current year to derive the balance to be funded thereafter.

PROJECT COST BY CATEGORY		
CLASSIFICATION	ACCOUNT NUMBER	AMOUNT
Labor:		$ -
Materials:	3063006.9622	$ 25,000
Other Contracts:	3063026.9622	$ 50,000
TOTAL PROJECT COST		$ 75,000

[2] Council is not required to authorize budget year funding for this portion, but this portion of the project will indeed represent a cash outflow in the budget year and/or "out years."

Charter § 806.1(2) DESCRIPTION & JUSTIFICATION:

Long range forecast cost for replacement of Disaster Planning, Recovery and Availability hardware within two City-owned data centers. These services are critical for ensuring resiliency in the event of a cyber attack, data loss, hardware failure or environmental or man-made disaster.

Currently scheduled for 2020 ($75,000)
Replacement for equipment purchased in 2016 (4 year replacement)
Server and Storage for IT Datacenters

This is an estimated cost and will be formally quoted during annual budget preparation in late 2019.

PROJECT FINANCING BY PLAN YEAR

§ 806.1(3) SOURCE OF FUNDS:	Prior Authorized[2]	Actual Funds Utilized as of 06/30/18	Estimated Expenditures 07/01/18 - 12/31/18	Estimated Authorized Balance[2] 12/31/18	2019	2020	2021	2022	2023	TOTAL 5 Year CIP
CURRENT RESOURCES				$ -		25,000				$ 25,000
CAPITAL RESERVES				$ -						$ -
EQUIPMENT REPLACEMENT				$ -		50,000				$ 50,000
GRANTS (SPECIFY)				$ -						$ -
BOND ISSUES				$ -						$ -
STATE REVOLVING LOAN				$ -						$ -
OTHER (SPECIFY)				$ -						$ -
TOTAL:	$ -	$ -	$ -	$ -	$ -	$ 75,000	$ -	$ -	$ -	$ 75,000

§ 806.1(4) ESTIMATED ANNUAL COST OF OPERATING / MAINTAINING PROJECT OR ASSET	OPERATING IMPACT:	2019	2020	2021	2022	2023	TOTAL
	INCREMENTAL COSTS (NET SAVINGS)						$ -

CITY OF NEWARK, DELAWARE
CAPITAL IMPROVEMENTS PROGRAM 2019-2023
(with current year amended budget)

MAINTENANCE FUND - PUBLIC WORKS AND WATER RESOURCES DEPARTMENT - FLEET MAINTENANCE DIVISION

F U N D I N G S U M M A R Y

	2019	2020	2021	2022	2023	Total 5 Year
New Funding:	$ 40,000	$ -	$ -	$ -	$ -	$ 40,000
*Prior Authorized Balance:	$ -	$ -	$ -	$ -	$ -	$ -
2019-2023 Funding:	$ 40,000	$ -	$ -	$ -	$ -	$ 40,000

*Prior Authorized Balance includes 2018 carryover funding only.

PROJECT NUMBER	PROJECT NAME	*	2018 BUDGET AS AMENDED	2019 RESERVES AND OTHER FUNDING	2019 CURRENT FUNDING	2019	2020	2021	2022	2023	TOTAL
M1401	Truck Lift Systems Improvements	D	$ 124,549	$ -	$ -	$ -	$ -	$ -	$ -	$ -	$ -
MEQSF	Equipment Replacement Program	D	-	40,000	-	40,000	-	-	-	-	40,000
	Total Maintenance Fund - Fleet Maintenance Division		$ 124,549	$ 40,000	$ -	$ 40,000	$ -	$ -	$ -	$ -	$ 40,000
PLANNED FINANCING SOURCES											
	GROSS CAPITAL IMPROVEMENTS		$ 124,549	$ 40,000	$ -	$ 40,000	$ -	$ -	$ -	$ -	$ 40,000
	LESS: USE OF RESERVES		-	(22,195)	-	(22,195)	-	-	-	-	(22,195)
	VEHICLE & EQUIPMENT REPLACEMENT		-	(17,805)	-	(17,805)	-	-	-	-	(17,805)
	GRANTS		-	-	-	-	-	-	-	-	-
	BOND ISSUES		(124,549)	-	-	-	-	-	-	-	-
	OTHER FINANCING SOURCES		-	-	-	-	-	-	-	-	-
	NET CAPITAL IMPROVEMENTS		$ -	$ -	$ -	$ -	$ -	$ -	$ -	$ -	$ -

* Justification Codes:
A - Return on Investment
B - Public Safety
C - Community Health
D - Efficiency/Other

PROJECT NO: MEQSF

PROJECT TITLE: Equipment Replacement Program

PROJECT STATUS: Reoccurring (with no end date)

*Prior Authorized Balance includes 2018 carryover funding only.

FUNDING SUMMARY:	2019	2020	2021	2022	2023	Total 5 Year
New Funding:	$ 40,000	$ -	$ -	$ -	$ -	$ 40,000
*Prior Authorized Balance:	$ -	$ -	$ -	$ -	$ -	$ -
2019-2023 Funding:	$ 40,000	$ -	$ -	$ -	$ -	$ 40,000

CAPITAL BUDGET - PROJECT DETAIL	
DEPARTMENT:	Public Works & Water Resources
DIVISION:	Fleet Maintenance
FUND:	Maintenance
PROJECT LOCATION:	Various
PROJECT PRIORITY:	1 - Highest Priority Level Project underway and must be completed
COMPREHENSIVE DEVELOPMENT PLANNING VISION ELEMENT:	Sustainable Community

Charter § 806.1(2) **DESCRIPTION & JUSTIFICATION:**

Planned advance funding accumulated through depreciation to replace essential equipment when necessary.

Please see the attached schedule.

§ 806.1(3) SUMMARY OF PROJECT DATA	
First Year in Program:	Perpetual
Est. Completion Date:	Perpetual
Est. Useful Life (in years):	Various
Est. Total Cost:	$ 40,000
Est. Spend @ 12/31/2018 (if underway)[1]:	$ -
% Complete (if underway):	0.0%
Balance to be funded[1]:	$ 40,000

[1] For ongoing projects, we must estimate total spent since inception through current year to derive the balance to be funded thereafter.

PROJECT COST BY CATEGORY		
CLASSIFICATION	ACCOUNT NUMBER	AMOUNT
Labor:		$ -
Materials:		$ -
Other Contracts:	6006006.9623	$ 40,000
TOTAL PROJECT COST		$ 40,000

[2] Council is not required to authorize budget year funding for this portion, but this portion of the project will indeed represent a cash outflow in the budget year and/or "out years."

PROJECT FINANCING BY PLAN YEAR

§ 806.1(3) SOURCE OF FUNDS:	Prior Authorized[2]	Actual Funds Utilized as of 06/30/18	Estimated Expenditures 07/01/18 - 12/31/18	Estimated Authorized Balance[2] 12/31/18	2019	2020	2021	2022	2023	TOTAL 5 Year CIP
CURRENT RESOURCES				$ -						$ -
CAPITAL RESERVES				$ -	22,195					$ 22,195
EQUIPMENT REPLACEMENT				$ -	17,805					$ 17,805
GRANTS (SPECIFY)				$ -						$ -
BOND ISSUES				$ -						$ -
STATE REVOLVING LOAN				$ -						$ -
OTHER (SPECIFY)				$ -						$ -
TOTAL:	$ -	$ -	$ -	$ -	$ 40,000	$ -	$ -	$ -	$ -	$ 40,000

§ 806.1(4) ESTIMATED ANNUAL COST OF OPERATING / MAINTAINING PROJECT OR ASSET	OPERATING IMPACT:	2019	2020	2021	2022	2023	TOTAL
	INCREMENTAL COSTS (NET SAVINGS)						$ -

CITY OF NEWARK, DELAWARE
CAPITAL IMPROVEMENTS PROGRAM 2019-2023
(with current year amended budget)

MAINTENANCE FUND - ADMINISTRATION DEPARTMENT - FACILITIES MAINTENANCE DIVISION

F U N D I N G S U M M A R Y

	2019	2020	2021	2022	2023	Total 5 Year
New Funding:	$ 275,000	$ 1,124,000	$ 35,000	$ -	$ -	$ 1,434,000
*Prior Authorized Balance:	$ 155,000	$ -	$ -	$ -	$ -	$ 155,000
2019-2023 Funding:	$ 430,000	$ 1,124,000	$ 35,000	$ -	$ -	$ 1,589,000

*Prior Authorized Balance includes 2018 carryover funding only.

PROJECT NUMBER	PROJECT NAME	*	2018 BUDGET AS AMENDED	2019 RESERVES AND OTHER FUNDING	2019 CURRENT FUNDING	2019	2020	2021	2022	2023	TOTAL
N1901	City Hall - HVAC System Upgrades	D	$ -	$ -	$ 50,000	$ 50,000	$ 950,000	$ -	$ -	$ -	$ 1,000,000
N1801	Rear Concrete Deck and Stairs	C	50,000	50,000	-	50,000	-	-	-	-	50,000
N1803	Exterior Paint and Powerwash	C	-	-	-	-	33,000	-	-	-	33,000
N1805	Lower Level Bathroom	C	-	-	-	-	30,000	-	-	-	30,000
N1806	FOC - Master Plan	D	123,000	225,000	-	225,000	-	-	-	-	225,000
N1808	FOC - Buildings 1 and 2, Security Improvements	B	-	-	-	-	31,000	-	-	-	31,000
N1809	TRN - New Windows	C	-	-	-	-	55,000	-	-	-	55,000
N1701	Men's Locker Room Expansion	B	20,000	-	-	-	-	-	-	-	-
N1702	Council Chamber Renovations	C	-	-	-	-	25,000	-	-	-	25,000
N1603	GWC - HVAC System Upgrades	D	105,000	105,000	-	105,000	-	-	-	-	105,000
NEQSF	Equipment Replacement Program	D	30,000	-	-	-	-	35,000	-	-	35,000
	Total Maintenance Fund - Facilities Maintenance Division		$ 328,000	$ 380,000	$ 50,000	$ 430,000	$ 1,124,000	$ 35,000	$ -	$ -	$ 1,589,000

PLANNED FINANCING SOURCES								
GROSS CAPITAL IMPROVEMENTS	$ 328,000	$ 380,000	$ 50,000	$ 430,000	$ 1,124,000	$ 35,000	$ -	$ -	$ 1,589,000
LESS: USE OF RESERVES	(20,000)	-	-	-	-	(20,804)	-	-	(20,804)
VEHICLE & EQUIPMENT REPLACEMENT	(30,000)	-	-	-	-	(14,196)	-	-	(14,196)
GRANTS	-	-	-	-	-	-	-	-	-
BOND ISSUES	(120,000)	(275,000)	-	(275,000)	-	-	-	-	(275,000)
OTHER FINANCING SOURCES	(105,000)	(105,000)	-	(105,000)	-	-	-	-	(105,000)
NET CAPITAL IMPROVEMENTS	$ 53,000	$ -	$ 50,000	$ 50,000	$ 1,124,000	$ -	$ -	$ -	$ 1,174,000

* Justification Codes:
A - Return on Investment
B - Public Safety
C - Community Health
D - Efficiency/Other

PROJECT NO: N1901

PROJECT TITLE: City Hall - HVAC System Upgrades

PROJECT STATUS: New Project

*Prior Authorized Balance includes 2018 carryover funding only.

FUNDING SUMMARY:	2019	2020	2021	2022	2023	Total 5 Year
New Funding:	$ 50,000	$ 950,000	$ -	$ -	$ -	$ 1,000,000
*Prior Authorized Balance:	$ -	$ -	$ -	$ -	$ -	$ -
2019-2023 Funding:	$ 50,000	$ 950,000	$ -	$ -	$ -	$ 1,000,000

CAPITAL BUDGET - PROJECT DETAIL	
DEPARTMENT:	Administration
DIVISION:	Facilities Maintenance
FUND:	Maintenance
PROJECT LOCATION:	Municipal Building
PROJECT PRIORITY:	2 - High Priority Level
Critical need to remediate failing service, prevent failure, or generate savings	
COMPREHENSIVE DEVELOPMENT PLANNING VISION ELEMENT:	Healthy & Active Community

§ 806.1(3) SUMMARY OF PROJECT DATA	
First Year in Program:	2019
Est. Completion Date:	2020
Est. Useful Life (in years):	20
Est. Total Cost:	$ 1,000,000
Est. Spend @ 12/31/2018 (if underway)[1]:	$ -
% Complete (if underway):	0.0%
Balance to be funded[1]:	$ 1,000,000

[1] For ongoing projects, we must estimate total spent since inception through current year to derive the balance to be funded thereafter.

PROJECT COST BY CATEGORY		
CLASSIFICATION	ACCOUNT NUMBER	AMOUNT
Labor:		$ -
Materials:		$ -
Other Contracts:	6006016.9621	$ 1,000,000
TOTAL PROJECT COST		$ 1,000,000

[2] Council is not required to authorize budget year funding for this portion, but this portion of the project will indeed represent a cash outflow in the budget year and/or "out years."

Charter § 806.1(2) DESCRIPTION & JUSTIFICATION:

This project covers the replacement of the existing HVAC system at the City Municipal Building and Newark Police Department Buildings. These units are very inefficent and currently require a substantial amount of routine maintenance.

It is anticipated that this upgrade will result in ongoing operational savings, which will be determined during a future CIP budget cycle.

Funding Schedule:

2019: $50,000
-The funds allocated in 2019 are for the planning and designing of the HVAC system replacement.

2020: $950,000
-The funds allocated in 2020 are for implementation of the 2019 plan and the construction costs related.

PROJECT FINANCING BY PLAN YEAR

§ 806.1(3) SOURCE OF FUNDS:	Prior Authorized[2]	Actual Funds Utilized as of 06/30/18	Estimated Expenditures 07/01/18 - 12/31/18	Estimated Authorized Balance[2] 12/31/18	2019	2020	2021	2022	2023	TOTAL 5 Year CIP
CURRENT RESOURCES				$ -	50,000	950,000				$ 1,000,000
CAPITAL RESERVES				$ -						$ -
EQUIPMENT REPLACEMENT				$ -						$ -
GRANTS (SPECIFY)				$ -						$ -
BOND ISSUES				$ -						$ -
STATE REVOLVING LOAN				$ -						$ -
OTHER (SPECIFY)				$ -						$ -
TOTAL:	$ -	$ -	$ -	$ -	$ 50,000	$ 950,000	$ -	$ -	$ -	$ 1,000,000

§ 806.1(4) ESTIMATED ANNUAL COST OF OPERATING / MAINTAINING PROJECT OR ASSET	OPERATING IMPACT:	2019	2020	2021	2022	2023	TOTAL
	INCREMENTAL COSTS (NET SAVINGS)						$ -

PROJECT NO: N1801

PROJECT TITLE: Rear Concrete Deck and Stairs

PROJECT STATUS: In Progress (with end date)

*Prior Authorized Balance includes 2018 carryover funding only.

FUNDING SUMMARY:	2019	2020	2021	2022	2023	Total 5 Year
New Funding:	$ -	$ -	$ -	$ -	$ -	$ -
*Prior Authorized Balance:	$ 50,000	$ -	$ -	$ -	$ -	$ 50,000
2019-2023 Funding:	$ 50,000	$ -	$ -	$ -	$ -	$ 50,000

CAPITAL BUDGET - PROJECT DETAIL	
DEPARTMENT:	Administration
DIVISION:	Facilities Maintenance
FUND:	Maintenance
PROJECT LOCATION:	Newark Police Station
PROJECT PRIORITY:	2 - High Priority Level
Critical need to remediate failing service, prevent failure, or generate savings	
COMPREHENSIVE DEVELOPMENT PLANNING VISION ELEMENT:	Not Applicable

§ 806.1(3) SUMMARY OF PROJECT DATA	
First Year in Program:	2018
Est. Completion Date:	2019
Est. Useful Life (in years):	10
Est. Total Cost:	$ 50,000
Est. Spend @ 12/31/2018 (if underway)[1]:	$ -
% Complete (if underway):	0.0%
Balance to be funded[1]:	$ 50,000

[1] For ongoing projects, we must estimate total spent since inception through current year to derive the balance to be funded thereafter.

PROJECT COST BY CATEGORY		
CLASSIFICATION	ACCOUNT NUMBER	AMOUNT
Labor:		$ -
Materials:		$ -
Other Contracts:	6006016.9621	$ 50,000
TOTAL PROJECT COST		$ 50,000

[2] Council is not required to authorize budget year funding for this portion, but this portion of the project will indeed represent a cash outflow in the budget year and/or "out years."

Charter § 806.1(2) DESCRIPTION & JUSTIFICATION:

The rear concrete stairs at City Hall/NPD are in need of replacement. The concrete has deteriorated and employees have suffered injuries due to the uneveness of the stairs. Also, the metal support structure beneath the concrete catwalk has disintegrated due to rust. Currently nothing is supporting the concrete, which could cause the structure to crumble and fall. This project would repair and replace the impacted areas. This is a project to improve safety.

Project spun out of CIP N1601 that included multiple building repairs, including the concrete stairs. This has been broken out for transparency and project tracking purposes.

PROJECT FINANCING BY PLAN YEAR

§ 806.1(3) SOURCE OF FUNDS:	Prior Authorized[2]	Actual Funds Utilized as of 06/30/18	Estimated Expenditures 07/01/18 - 12/31/18	Estimated Authorized Balance[2] 12/31/18	2019	2020	2021	2022	2023	TOTAL 5 Year CIP
CURRENT RESOURCES				$ -						$ -
CAPITAL RESERVES				$ -						$ -
EQUIPMENT REPLACEMENT				$ -						$ -
GRANTS (SPECIFY)				$ -						$ -
BOND ISSUES	50,000			$ 50,000	50,000					$ 50,000
STATE REVOLVING LOAN				$ -						$ -
OTHER (SPECIFY)				$ -						$ -
TOTAL:	$ 50,000	$ -	$ -	$ 50,000	$ 50,000	$ -	$ -	$ -	$ -	$ 50,000

§ 806.1(4) ESTIMATED ANNUAL COST OF OPERATING / MAINTAINING PROJECT OR ASSET	OPERATING IMPACT:	2019	2020	2021	2022	2023	TOTAL
	INCREMENTAL COSTS (NET SAVINGS)						$ -

PROJECT NO: N1803

PROJECT TITLE: Exterior Paint and Powerwash

PROJECT STATUS: In Progress (with end date)

*Prior Authorized Balance includes 2018 carryover funding only.

FUNDING SUMMARY:	2019	2020	2021	2022	2023	Total 5 Year
New Funding:	$ -	$ 33,000	$ -	$ -	$ -	$ 33,000
*Prior Authorized Balance:	$ -	$ -	$ -	$ -	$ -	$ -
2019-2023 Funding:	$ -	$ 33,000	$ -	$ -	$ -	$ 33,000

CAPITAL BUDGET - PROJECT DETAIL	
DEPARTMENT:	Administration
DIVISION:	Facilities Maintenance
FUND:	Maintenance
PROJECT LOCATION:	Municipal Building and Police Station
PROJECT PRIORITY:	3 - Medium-High
The City would be taking a calculated risk in the deferral of this item	
COMPREHENSIVE DEVELOPMENT PLANNING VISION ELEMENT:	Not Applicable

§ 806.1(3) SUMMARY OF PROJECT DATA	
First Year in Program:	2018
Est. Completion Date:	2020
Est. Useful Life (in years):	10
Est. Total Cost:	$ 33,000
Est. Spend @ 12/31/2018 (if underway)[1]:	$ -
% Complete (if underway):	0.0%
Balance to be funded[1]:	$ 33,000

[1] For ongoing projects, we must estimate total spent since inception through current year to derive the balance to be funded thereafter.

PROJECT COST BY CATEGORY		
CLASSIFICATION	ACCOUNT NUMBER	AMOUNT
Labor:		$ -
Materials:		$ -
Other Contracts:	6006016.9621	$ 33,000
TOTAL PROJECT COST		$ 33,000

[2] Council is not required to authorize budget year funding for this portion, but this portion of the project will indeed represent a cash outflow in the budget year and/or "out years."

Charter § 806.1(2) DESCRIPTION & JUSTIFICATION:

City Hall and NPD buildings are in need of a thorough cleaning and painting of the metal cornice surround at the top of each building. These projects constitute a need to maintain our existing building, and are not considered upgrades or consmetic improvements. In years past, these types of projects were disregarded due to cost and budget, however time has caught up with us and the brick is in need of a cleaning and rusted metal is in need of protective paint.

PROJECT FINANCING BY PLAN YEAR

§ 806.1(3) SOURCE OF FUNDS:	Prior Authorized[2]	Actual Funds Utilized as of 06/30/18	Estimated Expenditures 07/01/18 - 12/31/18	Estimated Authorized Balance[2] 12/31/18	2019	2020	2021	2022	2023	TOTAL 5 Year CIP
CURRENT RESOURCES				$ -		33,000				$ 33,000
CAPITAL RESERVES				$ -						$ -
EQUIPMENT REPLACEMENT				$ -						$ -
GRANTS (SPECIFY)				$ -						$ -
BOND ISSUES				$ -						$ -
STATE REVOLVING LOAN				$ -						$ -
OTHER (SPECIFY)				$ -						$ -
TOTAL:	$ -	$ -	$ -	$ -	$ -	$ 33,000	$ -	$ -	$ -	$ 33,000

§ 806.1(4) ESTIMATED ANNUAL COST OF OPERATING / MAINTAINING PROJECT OR ASSET	OPERATING IMPACT:	2019	2020	2021	2022	2023	TOTAL
	INCREMENTAL COSTS (NET SAVINGS)						$ -

PROJECT NO: N1805

PROJECT TITLE: Lower Level Bathroom

PROJECT STATUS: In Progress (with end date)

*Prior Authorized Balance includes 2018 carryover funding only.

FUNDING SUMMARY:	2019	2020	2021	2022	2023	Total 5 Year
New Funding:	$ -	$ 30,000	$ -	$ -	$ -	$ 30,000
*Prior Authorized Balance:	$ -	$ -	$ -	$ -	$ -	$ -
2019-2023 Funding:	$ -	$ 30,000	$ -	$ -	$ -	$ 30,000

CAPITAL BUDGET - PROJECT DETAIL	
DEPARTMENT:	Administration
DIVISION:	Facilities Maintenance
FUND:	Maintenance
PROJECT LOCATION:	Municipal Building
PROJECT PRIORITY:	4 - Medium
This project is a NEED and not a WANT, but no significant risk in the deferral of this item	
COMPREHENSIVE DEVELOPMENT PLANNING VISION ELEMENT:	Not Applicable

§ 806.1(3) SUMMARY OF PROJECT DATA	
First Year in Program:	2018
Est. Completion Date:	2020
Est. Useful Life (in years):	10
Est. Total Cost:	$ 30,000
Est. Spend @ 12/31/2018 (if underway)[1]:	$ -
% Complete (if underway):	0.0%
Balance to be funded[1]:	$ 30,000

[1] For ongoing projects, we must estimate total spent since inception through current year to derive the balance to be funded thereafter.

PROJECT COST BY CATEGORY		
CLASSIFICATION	ACCOUNT NUMBER	AMOUNT
Labor:		$ -
Materials:		$ -
Other Contracts:	6006016.9621	$ 30,000
TOTAL PROJECT COST		$ 30,000

[2] Council is not required to authorize budget year funding for this portion, but this portion of the project will indeed represent a cash outflow in the budget year and/or "out years."

Charter § 806.1(2) DESCRIPTION & JUSTIFICATION:

Currently a single stall bathroom is available in the lower level. It is recommended to install a second bathroom on that level due to increased staffing after having migrated multiple City employees to the lower level. Recent use of the Training Room by City staff, along with staff from other State and Private Agencies has highlighted the issue with a single stall restroom. This project funding would be used to create a second restroom in place of an existing janitors closet to provide male and female restrooms on the lower level. It should also be noted that a new restroom, and a minor upgrade to the existing restroom would allow the City to be ADA compliant on the lower level.

PROJECT FINANCING BY PLAN YEAR

§ 806.1(3) SOURCE OF FUNDS:	Prior Authorized[2]	Actual Funds Utilized as of 06/30/18	Estimated Expenditures 07/01/18 - 12/31/18	Estimated Authorized Balance[2] 12/31/18	2019	2020	2021	2022	2023	TOTAL 5 Year CIP
CURRENT RESOURCES				$ -		30,000				$ 30,000
CAPITAL RESERVES				$ -						$ -
EQUIPMENT REPLACEMENT				$ -						$ -
GRANTS (SPECIFY)				$ -						$ -
BOND ISSUES				$ -						$ -
STATE REVOLVING LOAN				$ -						$ -
OTHER (SPECIFY)				$ -						$ -
TOTAL:	$ -	$ -	$ -	$ -	$ -	$ 30,000	$ -	$ -	$ -	$ 30,000

§ 806.1(4) ESTIMATED ANNUAL COST OF OPERATING / MAINTAINING PROJECT OR ASSET	OPERATING IMPACT:	2019	2020	2021	2022	2023	TOTAL
	INCREMENTAL COSTS (NET SAVINGS)						$ -

PROJECT NO: N1806

PROJECT TITLE: FOC - Master Plan

PROJECT STATUS: In Progress (with end date)

*Prior Authorized Balance includes 2018 carryover funding only.

FUNDING SUMMARY:	2019	2020	2021	2022	2023	Total 5 Year
New Funding:	$ 225,000	$ -	$ -	$ -	$ -	$ 225,000
*Prior Authorized Balance:	$ -	$ -	$ -	$ -	$ -	$ -
2019-2023 Funding:	$ 225,000	$ -	$ -	$ -	$ -	$ 225,000

CAPITAL BUDGET - PROJECT DETAIL	
DEPARTMENT:	Administration
DIVISION:	Facilities Maintenance
FUND:	Maintenance
PROJECT LOCATION:	Field Operations Complex
PROJECT PRIORITY:	4 - Medium
This project is a NEED and not a WANT, but no significant risk in the deferral of this item	
COMPREHENSIVE DEVELOPMENT PLANNING VISION ELEMENT:	Not Applicable

§ 806.1(3) SUMMARY OF PROJECT DATA	
First Year in Program:	2018
Est. Completion Date:	2019
Est. Useful Life (in years):	20
Est. Total Cost:	$ 348,000
Est. Spend @ 12/31/2018 (if underway)[1]:	$ 123,000
% Complete (if underway):	35.3%
Balance to be funded[1]:	$ 225,000

[1] For ongoing projects, we must estimate total spent since inception through current year to derive the balance to be funded thereafter.

PROJECT COST BY CATEGORY		
CLASSIFICATION	ACCOUNT NUMBER	AMOUNT
Labor:		$ -
Materials:		$ -
Other Contracts:	6006016.9621	$ 225,000
TOTAL PROJECT COST		$ 225,000

[2] Council is not required to authorize budget year funding for this portion, but this portion of the project will indeed represent a cash outflow in the budget year and/or "out years."

Charter § 806.1(2) DESCRIPTION & JUSTIFICATION:

This project was previously identified as M1101 (PWWR - Maintenance) and has now been moved and renumbered to Facilities Divsion.

Phase 1: Needs Assessment and Master Planning (Completed 2016)
Phase 2: Salt Shed Construction (Completed 2017)
Phase 3: Demolition of Building #3 (2018) - Estimate $53,000, and Additional Electric Utility Storage in Building #2 (2018) - Estimate $70,000
Phase 4: New Parking Area (2019) - Estimate $100,000
Phase 5: Construction of Expanded Building #3 (2019) - Estimate $125,000

The Old Warehouse at the Facilities Operations Complex (Yard) is becoming a safety risk due to its condition. This building houses items such as: Vehicles, Electric Utility, Public Works Pumps and Filtering Media, Pipes and Hydrants, Police Impound. New Building Design is currently being evaluated.

PROJECT FINANCING BY PLAN YEAR

§ 806.1(3) SOURCE OF FUNDS:	Prior Authorized[2]	Actual Funds Utilized as of 06/30/18	Estimated Expenditures 07/01/18 - 12/31/18	Estimated Authorized Balance[2] 12/31/18	2019	2020	2021	2022	2023	TOTAL 5 Year CIP
CURRENT RESOURCES	53,000	22,262	30,738	$ -						$ -
CAPITAL RESERVES				$ -						$ -
EQUIPMENT REPLACEMENT				$ -						$ -
GRANTS (SPECIFY)				$ -						$ -
BOND ISSUES	70,000		70,000	$ -	225,000					$ 225,000
STATE REVOLVING LOAN				$ -						$ -
OTHER (SPECIFY)				$ -						$ -
TOTAL:	$ 123,000	$ 22,262	$ 100,738	$ -	$ 225,000	$ -	$ -	$ -	$ -	$ 225,000

§ 806.1(4) ESTIMATED ANNUAL COST OF OPERATING / MAINTAINING PROJECT OR ASSET	OPERATING IMPACT:	2019	2020	2021	2022	2023	TOTAL
	INCREMENTAL COSTS (NET SAVINGS)						$ -

PROJECT NO:	**N1808**
PROJECT TITLE:	**FOC - Buildings 1 and 2, Security Improvements**
PROJECT STATUS:	**In Progress (with end date)**

*Prior Authorized Balance includes 2018 carryover funding only.

FUNDING SUMMARY:	2019	2020	2021	2022	2023	Total 5 Year
New Funding:	$ -	$ 31,000	$ -	$ -	$ -	$ 31,000
*Prior Authorized Balance:	$ -	$ -	$ -	$ -	$ -	$ -
2019-2023 Funding:	**$ -**	**$ 31,000**	**$ -**	**$ -**	**$ -**	**$ 31,000**

CAPITAL BUDGET - PROJECT DETAIL	
DEPARTMENT:	Administration
DIVISION:	Facilities Maintenance
FUND:	Maintenance
PROJECT LOCATION:	Field Operations Complex
PROJECT PRIORITY:	4 - Medium
This project is a NEED and not a WANT, but no significant risk in the deferral of this item	
COMPREHENSIVE DEVELOPMENT PLANNING VISION ELEMENT:	Not Applicable

§ 806.1(3) **SUMMARY OF PROJECT DATA**	
First Year in Program:	2018
Est. Completion Date:	2020
Est. Useful Life (in years):	10
Est. Total Cost:	$ 31,000
Est. Spend @ 12/31/2018 (if underway)[1]:	$ -
% Complete (if underway):	0.0%
Balance to be funded[1]:	$ 31,000

[1] For ongoing projects, we must estimate total spent since inception through current year to derive the balance to be funded thereafter.

PROJECT COST BY CATEGORY		
CLASSIFICATION	**ACCOUNT NUMBER**	**AMOUNT**
Labor:		$ -
Materials:		$ -
Other Contracts:	6006016.9621	$ 31,000
TOTAL PROJECT COST		$ 31,000

[2] Council is not required to authorize budget year funding for this portion, but this portion of the project will indeed represent a cash outflow in the budget year and/or "out years."

Charter § 806.1(2) **DESCRIPTION & JUSTIFICATION**:

Buildings 1 and 2 at the Field Operation Complex (Yard) require additional security on doors throughout. Doors do not close properly, garage doors are dented and susceptable to being opened without keys. This project would be used to remedy these items.

PROJECT FINANCING BY PLAN YEAR

§ 806.1(3) **SOURCE OF FUNDS:**	Prior Authorized[2]	Actual Funds Utilized as of 06/30/18	Estimated Expenditures 07/01/18 - 12/31/18	Estimated Authorized Balance[2] 12/31/18	2019	2020	2021	2022	2023	TOTAL 5 Year CIP
CURRENT RESOURCES				$ -		31,000				$ 31,000
CAPITAL RESERVES				$ -						$ -
EQUIPMENT REPLACEMENT				$ -						$ -
GRANTS (SPECIFY)				$ -						$ -
BOND ISSUES				$ -						$ -
STATE REVOLVING LOAN				$ -						$ -
OTHER (SPECIFY)				$ -						$ -
TOTAL:	**$ -**	**$ -**	**$ -**	**$ -**	**$ -**	**$ 31,000**	**$ -**	**$ -**	**$ -**	**$ 31,000**

§ 806.1(4) **ESTIMATED ANNUAL COST OF OPERATING / MAINTAINING PROJECT OR ASSET**	**OPERATING IMPACT:**	2019	2020	2021	2022	2023	TOTAL
	INCREMENTAL COSTS (NET SAVINGS)						$ -

PROJECT NO: N1809

PROJECT TITLE: TRN - New Windows

PROJECT STATUS: In Progress (with end date)

*Prior Authorized Balance includes 2018 carryover funding only.

FUNDING SUMMARY:	2019	2020	2021	2022	2023	Total 5 Year
New Funding:	$ -	$ 55,000	$ -	$ -	$ -	$ 55,000
*Prior Authorized Balance:	$ -	$ -	$ -	$ -	$ -	$ -
2019-2023 Funding:	$ -	$ 55,000	$ -	$ -	$ -	$ 55,000

CAPITAL BUDGET - PROJECT DETAIL	
DEPARTMENT:	Administration
DIVISION:	Facilities Maintenance
FUND:	Maintenance
PROJECT LOCATION:	Newark Train Station
PROJECT PRIORITY:	4 - Medium
This project is a NEED and not a WANT, but no significant risk in the deferral of this item	
COMPREHENSIVE DEVELOPMENT PLANNING VISION ELEMENT:	Not Applicable

§ 806.1(3) SUMMARY OF PROJECT DATA	
First Year in Program:	2018
Est. Completion Date:	2020
Est. Useful Life (in years):	10
Est. Total Cost:	$ 55,000
Est. Spend @ 12/31/2018 (if underway)[1]:	$ -
% Complete (if underway):	0.0%
Balance to be funded[1]:	$ 55,000

[1] For ongoing projects, we must estimate total spent since inception through current year to derive the balance to be funded thereafter.

PROJECT COST BY CATEGORY		
CLASSIFICATION	ACCOUNT NUMBER	AMOUNT
Labor:		$ -
Materials:		$ -
Other Contracts:	6006016.9621	$ 55,000
TOTAL PROJECT COST		$ 55,000

[2] Council is not required to authorize budget year funding for this portion, but this portion of the project will indeed represent a cash outflow in the budget year and/or "out years."

Charter § 806.1(2) DESCRIPTION & JUSTIFICATION:

Train Station windows are in desperate need of replacement. They are falling apart due to age. This is a safety issue as they have the potential to actually fall out of the wall. Beyond this, they are energy inefficient year round and do not open properly when used. Looking to secure grant-funding for this project during 2019.

PROJECT FINANCING BY PLAN YEAR

§ 806.1(3) SOURCE OF FUNDS:	Prior Authorized[2]	Actual Funds Utilized as of 06/30/18	Estimated Expenditures 07/01/18 - 12/31/18	Estimated Authorized Balance[2] 12/31/18	2019	2020	2021	2022	2023	TOTAL 5 Year CIP
CURRENT RESOURCES				$ -		55,000				$ 55,000
CAPITAL RESERVES				$ -						$ -
EQUIPMENT REPLACEMENT				$ -						$ -
GRANTS (SPECIFY)				$ -						$ -
BOND ISSUES				$ -						$ -
STATE REVOLVING LOAN				$ -						$ -
OTHER (SPECIFY)				$ -						$ -
TOTAL:	$ -	$ -	$ -	$ -	$ -	$ 55,000	$ -	$ -	$ -	$ 55,000

§ 806.1(4) ESTIMATED ANNUAL COST OF OPERATING / MAINTAINING PROJECT OR ASSET	OPERATING IMPACT:	2019	2020	2021	2022	2023	TOTAL
	INCREMENTAL COSTS (NET SAVINGS)						$ -

PROJECT NO: N1702

PROJECT TITLE: Council Chamber Renovations

PROJECT STATUS: In Progress (with end date)

*Prior Authorized Balance includes 2018 carryover funding only.

FUNDING SUMMARY:	2019	2020	2021	2022	2023	Total 5 Year
New Funding:	$ -	$ 25,000	$ -	$ -	$ -	$ 25,000
*Prior Authorized Balance:	$ -	$ -	$ -	$ -	$ -	$ -
2019-2023 Funding:	$ -	$ 25,000	$ -	$ -	$ -	$ 25,000

CAPITAL BUDGET - PROJECT DETAIL	
DEPARTMENT:	Administration
DIVISION:	Facilities Maintenance
FUND:	Maintenance
PROJECT LOCATION:	Municipal Building
PROJECT PRIORITY:	4 - Medium
This project is a NEED and not a WANT, but no significant risk in the deferral of this item	
COMPREHENSIVE DEVELOPMENT PLANNING VISION ELEMENT:	Inclusive Community

§ 806.1(3) SUMMARY OF PROJECT DATA	
First Year in Program:	2017
Est. Completion Date:	2020
Est. Useful Life (in years):	20
Est. Total Cost:	$ 25,000
Est. Spend @ 12/31/2018 (if underway)[1]:	$ -
% Complete (if underway):	0.0%
Balance to be funded[1]:	$ 25,000

[1] For ongoing projects, we must estimate total spent since inception through current year to derive the balance to be funded thereafter.

PROJECT COST BY CATEGORY		
CLASSIFICATION	ACCOUNT NUMBER	AMOUNT
Labor:		$ -
Materials:		$ -
Other Contracts:	6006016.9621	$ 25,000
TOTAL PROJECT COST		$ 25,000

[2] Council is not required to authorize budget year funding for this portion, but this portion of the project will indeed represent a cash outflow in the budget year and/or "out years."

Charter § 806.1(2) DESCRIPTION & JUSTIFICATION:

Based on feedback from City Council during Budget Hearings, the City staff has identified the following improvements to the Council Chamber to make it more functional for Mayor and Council, City staff and visitors. The requested modifications to the Council Chamber include replacing the existing hard seated chairs with cushioned chairs for visitors and staff, adding paneling to the front of the dais to improve its appearance both in person and on camera, relocating the large paintings behind the dais to a more appropriate historical location and to paint the brick to brighten the room and enhance quality of the online/tv feed. Additionally, the orange Formica countertops would be replaced with a more neutral color. Lastly, new lighting and projector would be added to the room to make it more inviting and to provide better presentation quality.

*Estimates as of 2017, 2020 figure expects to see some increases in costs:

$4,500.00 - Padded/Stackable Chairs
$1,000.00 - Paint and supplies
$3,000.00 - Wood Paneling
$8,000.00 - Formica Countertops
$1,300.00 - Lighting
$5,000.00 - Projector (brighter so lights do not need to be turned off)

PROJECT FINANCING BY PLAN YEAR

§ 806.1(3) SOURCE OF FUNDS:	Prior Authorized[2]	Actual Funds Utilized as of 06/30/18	Estimated Expenditures 07/01/18 - 12/31/18	Estimated Authorized Balance[2] 12/31/18	2019	2020	2021	2022	2023	TOTAL 5 Year CIP
CURRENT RESOURCES				$ -		25,000				$ 25,000
CAPITAL RESERVES				$ -						$ -
EQUIPMENT REPLACEMENT				$ -						$ -
GRANTS (SPECIFY)				$ -						$ -
BOND ISSUES				$ -						$ -
STATE REVOLVING LOAN				$ -						$ -
OTHER (SPECIFY)				$ -						$ -
TOTAL:	$ -	$ -	$ -	$ -	$ -	$ 25,000	$ -	$ -	$ -	$ 25,000

§ 806.1(4) ESTIMATED ANNUAL COST OF OPERATING / MAINTAINING PROJECT OR ASSET	OPERATING IMPACT:	2019	2020	2021	2022	2023	TOTAL
	INCREMENTAL COSTS (NET SAVINGS)						$ -

PROJECT NO: N1603

PROJECT TITLE: GWC - HVAC System Upgrades

PROJECT STATUS: In Progress (with end date)

*Prior Authorized Balance includes 2018 carryover funding only.

FUNDING SUMMARY:	2019	2020	2021	2022	2023	Total 5 Year
New Funding:	$ -	$ -	$ -	$ -	$ -	$ -
*Prior Authorized Balance:	$ 105,000	$ -	$ -	$ -	$ -	$ 105,000
2019-2023 Funding:	**$ 105,000**	**$ -**	**$ -**	**$ -**	**$ -**	**$ 105,000**

CAPITAL BUDGET - PROJECT DETAIL	
DEPARTMENT:	Administration
DIVISION:	Facilities Maintenance
FUND:	Maintenance
PROJECT LOCATION:	George Wilson Center
PROJECT PRIORITY:	4 - Medium
This project is a NEED and not a WANT, but no significant risk in the deferral of this item	
COMPREHENSIVE DEVELOPMENT PLANNING VISION ELEMENT:	Sustainable Community

§ 806.1(3) SUMMARY OF PROJECT DATA	
First Year in Program:	2016
Est. Completion Date:	2019
Est. Useful Life (in years):	20
Est. Total Cost:	$ 105,000
Est. Spend @ 12/31/2018 (if underway)[1]:	$ -
% Complete (if underway):	0.0%
Balance to be funded[1]:	$ 105,000

[1] For ongoing projects, we must estimate total spent since inception through current year to derive the balance to be funded thereafter.

PROJECT COST BY CATEGORY		
CLASSIFICATION	ACCOUNT NUMBER	AMOUNT
Labor:	6006016.9621	$ 2,500
Materials:	6006016.9621	$ 1,500
Other Contracts:	6006016.9621	$ 101,000
TOTAL PROJECT COST		$ 105,000

[2] Council is not required to authorize budget year funding for this portion, but this portion of the project will indeed represent a cash outflow in the budget year and/or "out years."

Charter § 806.1(2) DESCRIPTION & JUSTIFICATION:

The existing HVAC system at the George Wilson Center utilizes electric baseboard heat and individual wall unit air conditioners. The air conditioners are old and leak, and need to be shut off at night to minimize damage from leakage. Facilities Management staff brought in several different HVAC contractors to assess the situation and all agree that upgrading to a combined single heat and air conditioning system will provide greatly improved efficiency and reduce overall heating and air conditioning costs for the Center, as well as improve the overall appearance of the building. Estimated costs include a combined heat and air conditioning system, (heat pump option at $89,400), filling in 7 A/C holes currently cut into the building ($5,480); and painting ($2,000) and site work/trash disposal ($2,000) which will be done in house.

Increased costs of $6,120 are due to increases within the vendor contract quote from 2017.

It is anticipated that this upgrade will result in ongoing operational savings, which will be determined by the end of year 2019.

PROJECT FINANCING BY PLAN YEAR

§ 806.1(3) SOURCE OF FUNDS:	Prior Authorized[2]	Actual Funds Utilized as of 06/30/18	Estimated Expenditures 07/01/18 - 12/31/18	Estimated Authorized Balance[2] 12/31/18	2019	2020	2021	2022	2023	TOTAL 5 Year CIP
CURRENT RESOURCES				$ -						$ -
CAPITAL RESERVES				$ -						$ -
EQUIPMENT REPLACEMENT				$ -						$ -
GRANTS (SPECIFY)				$ -						$ -
BOND ISSUES				$ -						$ -
STATE REVOLVING LOAN				$ -						$ -
OTHER DEMEC/CAC	105,000			$ 105,000	105,000					$ 105,000
TOTAL:	**$ 105,000**	**$ -**	**$ -**	**$ 105,000**	**$ 105,000**	**$ -**	**$ -**	**$ -**	**$ -**	**$ 105,000**

§ 806.1(4) ESTIMATED ANNUAL COST OF OPERATING / MAINTAINING PROJECT OR ASSET	OPERATING IMPACT:	2019	2020	2021	2022	2023	TOTAL
	INCREMENTAL COSTS (NET SAVINGS)						$ -

PROJECT NO: NEQSF

PROJECT TITLE: Equipment Replacement Program

PROJECT STATUS: Reoccurring (with no end date)

*Prior Authorized Balance includes 2018 carryover funding only.

FUNDING SUMMARY:	2019	2020	2021	2022	2023	Total 5 Year
New Funding:	$ -	$ -	$ 35,000	$ -	$ -	$ 35,000
*Prior Authorized Balance:	$ -	$ -	$ -	$ -	$ -	$ -
2019-2023 Funding:	$ -	$ -	$ 35,000	$ -	$ -	$ 35,000

CAPITAL BUDGET - PROJECT DETAIL	
DEPARTMENT:	Administration
DIVISION:	Facilities Maintenance
FUND:	Maintenance
PROJECT LOCATION:	Various
PROJECT PRIORITY:	1 - Highest Priority Level Project underway and must be completed
COMPREHENSIVE DEVELOPMENT PLANNING VISION ELEMENT:	Sustainable Community

§ 806.1(3) SUMMARY OF PROJECT DATA	
First Year in Program:	Perpetual
Est. Completion Date:	Perpetual
Est. Useful Life (in years):	Various
Est. Total Cost:	$ 65,000
Est. Spend @ 12/31/2018 (if underway)[1]:	$ 30,000
% Complete (if underway):	46.2%
Balance to be funded[1]:	$ 35,000

[1] For ongoing projects, we must estimate total spent since inception through current year to derive the balance to be funded thereafter.

PROJECT COST BY CATEGORY		
CLASSIFICATION	ACCOUNT NUMBER	AMOUNT
Labor:		$ -
Materials:		$ -
Other Contracts:	6006016.9623	$ 35,000
TOTAL PROJECT COST		$ 35,000

[2] Council is not required to authorize budget year funding for this portion, but this portion of the project will indeed represent a cash outflow in the budget year and/or "out years."

Charter § 806.1(2) DESCRIPTION & JUSTIFICATION:

Planned advance funding accumulated through depreciation to replace essential equipment when necessary.

Please see the attached schedule.

PROJECT FINANCING BY PLAN YEAR

§ 806.1(3) SOURCE OF FUNDS:	Prior Authorized[2]	Actual Funds Utilized as of 06/30/18	Estimated Expenditures 07/01/18 - 12/31/18	Estimated Authorized Balance[2] 12/31/18	2019	2020	2021	2022	2023	TOTAL 5 Year CIP
CURRENT RESOURCES				$ -			20,804			$ 20,804
CAPITAL RESERVES				$ -						$ -
EQUIPMENT REPLACEMENT	30,000		30,000	$ -			14,196			$ 14,196
GRANTS (SPECIFY)				$ -						$ -
BOND ISSUES				$ -						$ -
STATE REVOLVING LOAN				$ -						$ -
OTHER (SPECIFY)				$ -						$ -
TOTAL:	$ 30,000	$ -	$ 30,000	$ -	$ -	$ -	$ 35,000	$ -	$ -	$ 35,000

§ 806.1(4) ESTIMATED ANNUAL COST OF OPERATING / MAINTAINING PROJECT OR ASSET	OPERATING IMPACT:	2019	2020	2021	2022	2023	TOTAL
	INCREMENTAL COSTS (NET SAVINGS)						$ -

CITY OF NEWARK, DELAWARE
VEHICLE REPLACEMENT PROGRAM SCHEDULE 2019-2023
MAINTENANCE FUND (FLEET MAINTENANCE AND FACILITIES MAINTENANCE DIVSIONS)

VEH NUMB	DESCRIPTION	PURCHASE DATE	PURCHASE PRICE	MILEAGE AS OF 07/31/18	EST MILEAGE AT REPL	NORMAL YEARS LIFE	NORMAL REPL YEAR	BUDGET REPL YEAR	EQUIPMENT SINKING FUND BASIS	REPLACEMENT COSTS 2019	2020	2021	2022	2023
FLEET MAINTENANCE DIVISION:														
650	2006 Ford F350 Pickup Truck	01/19/06	17,805	58,349	89,000	10	2016	2019	17,805	40,000				
652	2016 Ford F350 Super Duty Pickup Truck	11/05/15	35,388	11,087	75,000	10	2026	2026	35,388					
TOTAL FLEET MAINTENANCE DIVISION										**$ 40,000**	**$ -**	**$ -**	**$ -**	**$ -**
FACILITIES MAINTENANCE DIVISION:														
841	2004 Ford E250 Van	07/08/04	14,196	61,589	64,000	12	2016	2021	14,196			35,000		
842	2016 Ford F250 Pickup Truck 4x4	01/22/16	23,535	6,747	70,000	12	2028	2028	23,535					
TOTAL FACILITIES MAINTENANCE DIVISION										**$ -**	**$ -**	**$ 35,000**	**$ -**	**$ -**
TOTAL MAINTENANCE FUND						**GROSS ACQUISITION COST**				**$ 40,000**	**$ -**	**$ 35,000**	**$ -**	**$ -**
						LESS: USE OF CAPITAL RESERVES				(22,195)	-	(20,804)	-	-
						LESS: USE OF CURRENT RESOURCES				-	-	-	-	-
						NET EQUIPMENT SINKING FUND TOTAL				**$ 17,805**	**$ -**	**$ 14,196**	**$ -**	**$ -**

CITY OF NEWARK, DELAWARE
CAPITAL IMPROVEMENTS PROGRAM 2019-2023
(with current year amended budget)

GENERAL FUND - ADMINISTRATION DEPARTMENT - CITY MANAGER'S OFFICE

F U N D I N G S U M M A R Y

	2019	2020	2021	2022	2023	Total 5 Year
New Funding:	$ -	$ -	$ -	$ -	$ -	$ -
*Prior Authorized Balance:	$ -	$ -	$ -	$ -	$ -	$ -
2019-2023 Funding:	$ -	$ -	$ -	$ -	$ -	$ -

*Prior Authorized Balance includes 2018 carryover funding only.

PROJECT NUMBER	PROJECT NAME	*	2018 BUDGET AS AMENDED	|----------2019----------| RESERVES AND OTHER FUNDING	CURRENT FUNDING	2019	2020	2021	2022	2023	TOTAL
A1801	Government Access Channel Equipment	D	$ 31,520	$ -	$ -	$ -	$ -	$ -	$ -	$ -	$ -
A1601	Building Demolition	C	27,800	-	-	-	-	-	-	-	-
	Total General Fund - Administration Department		$ 59,320	$ -	$ -	$ -	$ -	$ -	$ -	$ -	$ -
PLANNED FINANCING SOURCES											
	GROSS CAPITAL IMPROVEMENTS		$ 59,320	$ -	$ -	$ -	$ -	$ -	$ -	$ -	$ -
	LESS: USE OF RESERVES		(20,589)	-	-	-	-	-	-	-	-
	VEHICLE & EQUIPMENT REPLACEMENT		-	-	-	-	-	-	-	-	-
	GRANTS		(31,520)	-	-	-	-	-	-	-	-
	BOND ISSUES		-	-	-	-	-	-	-	-	-
	OTHER FINANCING SOURCES		-	-	-	-	-	-	-	-	-
	NET CAPITAL IMPROVEMENTS		$ 7,211	$ -	$ -	$ -	$ -	$ -	$ -	$ -	$ -

* Justification Codes:
A - Return on Investment
B - Public Safety
C - Community Health
D - Efficiency/Other

CITY OF NEWARK, DELAWARE
CAPITAL IMPROVEMENTS PROGRAM 2019-2023
(with current year amended budget)

GENERAL FUND - PLANNING AND DEVELOPMENT DEPARTMENT - CODE ENFORCEMENT DIVISION

F U N D I N G S U M M A R Y

	2019	2020	2021	2022	2023	Total 5 Year
New Funding:	$ 25,000	$ 45,000	$ 25,000	$ -	$ -	$ 95,000
*Prior Authorized Balance:	$ -	$ -	$ -	$ -	$ -	$ -
2019-2023 Funding:	$ 25,000	$ 45,000	$ 25,000	$ -	$ -	$ 95,000

*Prior Authorized Balance includes 2018 carryover funding only.

PROJECT NUMBER	PROJECT NAME	*	2018 BUDGET AS AMENDED	|----------2019----------| RESERVES AND OTHER FUNDING	CURRENT FUNDING	2019	2020	2021	2022	2023	TOTAL
BEQSF	Equipment Replacement Program	D	$ 27,000	$ 25,000	$ -	$ 25,000	$ 45,000	$ 25,000	$ -	$ -	$ 95,000
	Total General Fund - Code Enforcement Division		$ 27,000	$ 25,000	$ -	$ 25,000	$ 45,000	$ 25,000	$ -	$ -	$ 95,000
PLANNED FINANCING SOURCES											
	GROSS CAPITAL IMPROVEMENTS		$ 27,000	$ 25,000	$ -	$ 25,000	$ 45,000	$ 25,000	$ -	$ -	$ 95,000
	LESS: USE OF RESERVES		-	(6,186)	-	(6,186)	(8,307)	(12,631)	-	-	(27,124)
	VEHICLE & EQUIPMENT REPLACEMENT		(27,000)	(18,814)	-	(18,814)	(36,693)	(12,369)	-	-	(67,876)
	GRANTS		-	-	-	-	-	-	-	-	-
	BOND ISSUES		-	-	-	-	-	-	-	-	-
	OTHER FINANCING SOURCES		-	-	-	-	-	-	-	-	-
	NET CAPITAL IMPROVEMENTS		$ -	$ -	$ -	$ -	$ -	$ -	$ -	$ -	$ -

* Justification Codes:
A - Return on Investment
B - Public Safety
C - Community Health
D - Efficiency/Other

PROJECT NO: BEQSF

PROJECT TITLE: Equipment Replacement Program

PROJECT STATUS: Reoccurring (with no end date)

*Prior Authorized Balance includes 2018 carryover funding only.

FUNDING SUMMARY:	2019	2020	2021	2022	2023	Total 5 Year
New Funding:	$ 25,000	$ 45,000	$ 25,000	$ -	$ -	$ 95,000
*Prior Authorized Balance:	$ -	$ -	$ -	$ -	$ -	$ -
2019-2023 Funding:	$ 25,000	$ 45,000	$ 25,000	$ -	$ -	$ 95,000

CAPITAL BUDGET - PROJECT DETAIL	
DEPARTMENT:	Planning & Development
DIVISION:	Code Enforcement
FUND:	General
PROJECT LOCATION:	Various
PROJECT PRIORITY:	1 - Highest Priority Level Project underway and must be completed
COMPREHENSIVE DEVELOPMENT PLANNING VISION ELEMENT:	Sustainable Community

Charter § 806.1(2) **DESCRIPTION & JUSTIFICATION**:

Planned advance funding accumulated through depreciation to replace essential equipment when necessary.

Please see the attached schedule.

§ 806.1(3) SUMMARY OF PROJECT DATA	
First Year in Program:	Perpetual
Est. Completion Date:	Perpetual
Est. Useful Life (in years):	Various
Est. Total Cost:	$ 144,020
Est. Spend @ 12/31/2018 (if underway)[1]:	$ 49,020
% Complete (if underway):	34.0%
Balance to be funded[1]:	$ 95,000

[1] For ongoing projects, we must estimate total spent since inception through current year to derive the balance to be funded thereafter.

PROJECT COST BY CATEGORY		
CLASSIFICATION	ACCOUNT NUMBER	AMOUNT
Labor:		$ -
Materials:		$ -
Other Contracts:	3063026.9623	$ 95,000
TOTAL PROJECT COST		$ 95,000

[2] Council is not required to authorize budget year funding for this portion, but this portion of the project will indeed represent a cash outflow in the budget year and/or "out years."

PROJECT FINANCING BY PLAN YEAR

§ 806.1(3) SOURCE OF FUNDS:	Prior Authorized[2]	Actual Funds Utilized as of 06/30/18	Estimated Expenditures 07/01/18 - 12/31/18	Estimated Authorized Balance[2] 12/31/18	2019	2020	2021	2022	2023	TOTAL 5 Year CIP
CURRENT RESOURCES				$ -						$ -
CAPITAL RESERVES				$ -	6,186	8,307	12,631			$ 27,124
EQUIPMENT REPLACEMENT	49,020	22,020	27,000	$ -	18,814	36,693	12,369			$ 67,876
GRANTS (SPECIFY)				$ -						$ -
BOND ISSUES				$ -						$ -
STATE REVOLVING LOAN				$ -						$ -
OTHER (SPECIFY)				$ -						$ -
TOTAL:	$ 49,020	$ 22,020	$ 27,000	$ -	$ 25,000	$ 45,000	$ 25,000	$ -	$ -	$ 95,000

§ 806.1(4) ESTIMATED ANNUAL COST OF OPERATING / MAINTAINING PROJECT OR ASSET	OPERATING IMPACT:	2019	2020	2021	2022	2023	TOTAL
	INCREMENTAL COSTS (NET SAVINGS)						$ -

CITY OF NEWARK, DELAWARE
CAPITAL IMPROVEMENTS PROGRAM 2019-2023
(with current year amended budget)

GENERAL FUND - FINANCE DEPARTMENT

F U N D I N G S U M M A R Y

	2019	2020	2021	2022	2023	Total 5 Year
New Funding:	$ -	$ -	$ -	$ -	$ 35,000	$ 35,000
*Prior Authorized Balance:	$ -	$ -	$ -	$ -	$ -	$ -
2019-2023 Funding:	$ -	$ -	$ -	$ -	$ 35,000	$ 35,000

*Prior Authorized Balance includes 2018 carryover funding only.

PROJECT NUMBER	PROJECT NAME	*	2018 BUDGET AS AMENDED	|----------2019----------| RESERVES AND OTHER FUNDING	CURRENT FUNDING	2019	2020	2021	2022	2023	TOTAL
FEQSF	Equipment Replacement Program	D	$ -	$ -	$ -	$ -	$ -	$ -	$ -	$ 35,000	$ 35,000
	Total General Fund - Finance Department		$ -	$ -	$ -	$ -	$ -	$ -	$ -	$ 35,000	$ 35,000
PLANNED FINANCING SOURCES											
	GROSS CAPITAL IMPROVEMENTS		$ -	$ -	$ -	$ -	$ -	$ -	$ -	$ 35,000	$ 35,000
	LESS: USE OF RESERVES		-	-	-	-	-	-	-	(22,631)	(22,631)
	VEHICLE & EQUIPMENT REPLACEMENT		-	-	-	-	-	-	-	(12,369)	(12,369)
	GRANTS		-	-	-	-	-	-	-	-	-
	BOND ISSUES		-	-	-	-	-	-	-	-	-
	OTHER FINANCING SOURCES		-	-	-	-	-	-	-	-	-
	NET CAPITAL IMPROVEMENTS		$ -	$ -	$ -	$ -	$ -	$ -	$ -	$ -	$ -

* Justification Codes:
A - Return on Investment
B - Public Safety
C - Community Health
D - Efficiency/Other

PROJECT NO: FEQSF

PROJECT TITLE: Equipment Replacement Program

PROJECT STATUS: Reoccurring (with no end date)

*Prior Authorized Balance includes 2018 carryover funding only.

FUNDING SUMMARY:	2019	2020	2021	2022	2023	Total 5 Year
New Funding:	$ -	$ -	$ -	$ -	$ 35,000	$ 35,000
*Prior Authorized Balance:	$ -	$ -	$ -	$ -	$ -	$ -
2019-2023 Funding:	$ -	$ -	$ -	$ -	$ 35,000	$ 35,000

CAPITAL BUDGET - PROJECT DETAIL	
DEPARTMENT:	Finance
DIVISION:	Finance
FUND:	General
PROJECT LOCATION:	Various
PROJECT PRIORITY:	1 - Highest Priority Level Project underway and must be completed
COMPREHENSIVE DEVELOPMENT PLANNING VISION ELEMENT:	Sustainable Community

§ 806.1(3) SUMMARY OF PROJECT DATA	
First Year in Program:	Perpetual
Est. Completion Date:	Perpetual
Est. Useful Life (in years):	Various
Est. Total Cost:	$ 35,000
Est. Spend @ 12/31/2018 (if underway)[1]:	$ -
% Complete (if underway):	0.0%
Balance to be funded[1]:	$ 35,000

[1] For ongoing projects, we must estimate total spent since inception through current year to derive the balance to be funded thereafter.

PROJECT COST BY CATEGORY		
CLASSIFICATION	ACCOUNT NUMBER	AMOUNT
Labor:		$ -
Materials:		$ -
Other Contracts:	111106.9623	$ 35,000
TOTAL PROJECT COST		$ 35,000

[2] Council is not required to authorize budget year funding for this portion, but this portion of the project will indeed represent a cash outflow in the budget year and/or "out years."

Charter § 806.1(2) DESCRIPTION & JUSTIFICATION:

Planned advance funding accumulated through depreciation to replace essential equipment when necessary.

Please see the attached schedule.

PROJECT FINANCING BY PLAN YEAR

§ 806.1(3) SOURCE OF FUNDS:	Prior Authorized[2]	Actual Funds Utilized as of 06/30/18	Estimated Expenditures 07/01/18 - 12/31/18	Estimated Authorized Balance[2] 12/31/18	2019	2020	2021	2022	2023	TOTAL 5 Year CIP
CURRENT RESOURCES				$ -						$ -
CAPITAL RESERVES				$ -					22,631	$ 22,631
EQUIPMENT REPLACEMENT				$ -					12,369	$ 12,369
GRANTS (SPECIFY)				$ -						$ -
BOND ISSUES				$ -						$ -
STATE REVOLVING LOAN				$ -						$ -
OTHER (SPECIFY)				$ -						$ -
TOTAL:	$ -	$ -	$ -	$ -	$ -	$ -	$ -	$ -	$ 35,000	$ 35,000

§ 806.1(4) ESTIMATED ANNUAL COST OF OPERATING / MAINTAINING PROJECT OR ASSET	OPERATING IMPACT:	2019	2020	2021	2022	2023	TOTAL
	INCREMENTAL COSTS (NET SAVINGS)						$ -

CITY OF NEWARK, DELAWARE
CAPITAL IMPROVEMENTS PROGRAM 2019-2023
(with current year amended budget)

UNICITY TRANSPORTATION FUND - PLANNING AND DEVELOPMENT DEPARTMENT

F U N D I N G S U M M A R Y

	2019	2020	2021	2022	2023	Total 5 Year
New Funding:	$ 130,000	$ -	$ 130,000	$ -	$ -	$ 260,000
*Prior Authorized Balance:	$ -	$ -	$ -	$ -	$ -	$ -
2019-2023 Funding:	$ 130,000	$ -	$ 130,000	$ -	$ -	$ 260,000

*Prior Authorized Balance includes 2018 carryover funding only.

PROJECT NUMBER	PROJECT NAME	*	2018 BUDGET AS AMENDED	2019 RESERVES AND OTHER FUNDING	2019 CURRENT FUNDING	2019	2020	2021	2022	2023	TOTAL
UEQSF	Equipment Replacement Program	D	$ -	$ 130,000	$ -	$ 130,000	$ -	$ 130,000	$ -	$ -	$ 260,000
	Total Unicity Transportation Fund		$ -	$ 130,000	$ -	$ 130,000	$ -	$ 130,000	$ -	$ -	$ 260,000
PLANNED FINANCING SOURCES											
	GROSS CAPITAL IMPROVEMENTS		$ -	$ 130,000	$ -	$ 130,000	$ -	$ 130,000	$ -	$ -	$ 260,000
	LESS: USE OF RESERVES		-	(15,927)	-	(15,927)	-	(15,927)	-	-	(31,854)
	VEHICLE & EQUIPMENT REPLACEMENT		-	-	-	-	-	-	-	-	-
	GRANTS		-	(114,073)	-	(114,073)	-	(114,073)	-	-	(228,146)
	BOND ISSUES		-	-	-	-	-	-	-	-	-
	OTHER FINANCING SOURCES		-	-	-	-	-	-	-	-	-
	NET CAPITAL IMPROVEMENTS		$ -	$ -	$ -	$ -	$ -	$ -	$ -	$ -	$ -

* Justification Codes:
A - Return on Investment
B - Public Safety
C - Community Health
D - Efficiency/Other

PROJECT NO: UEQSF

PROJECT TITLE: Equipment Replacement Program

PROJECT STATUS: Reoccurring (with no end date)

*Prior Authorized Balance includes 2018 carryover funding only.

FUNDING SUMMARY:	2019	2020	2021	2022	2023	Total 5 Year
New Funding:	$ 130,000	$ -	$ 130,000	$ -	$ -	$ 260,000
*Prior Authorized Balance:	$ -	$ -	$ -	$ -	$ -	$ -
2019-2023 Funding:	$ 130,000	$ -	$ 130,000	$ -	$ -	$ 260,000

CAPITAL BUDGET - PROJECT DETAIL	
DEPARTMENT:	Planning & Development
DIVISION:	Unicity Transportation Fund
FUND:	Unicity Transportation Fund
PROJECT LOCATION:	Various
PROJECT PRIORITY:	1 - Highest Priority Level Project underway and must be completed
COMPREHENSIVE DEVELOPMENT PLANNING VISION ELEMENT:	Sustainable Community

§ 806.1(3) SUMMARY OF PROJECT DATA	
First Year in Program:	Perpetual
Est. Completion Date:	Perpetual
Est. Useful Life (in years):	Various
Est. Total Cost:	$ 260,000
Est. Spend @ 12/31/2018 (if underway)[1]:	$ -
% Complete (if underway):	0.0%
Balance to be funded[1]:	$ 260,000

[1] For ongoing projects, we must estimate total spent since inception through current year to derive the balance to be funded thereafter.

PROJECT COST BY CATEGORY		
CLASSIFICATION	ACCOUNT NUMBER	AMOUNT
Labor:		$ -
Materials:		$ -
Other Contracts:	1591506.9623	$ 260,000
TOTAL PROJECT COST		$ 260,000

[2] Council is not required to authorize budget year funding for this portion, but this portion of the project will indeed represent a cash outflow in the budget year and/or "out years."

Charter § 806.1(2) DESCRIPTION & JUSTIFICATION:

Planned advance funding accumulated through depreciation to replace essential equipment when necessary.

Please see the attached schedule.

PROJECT FINANCING BY PLAN YEAR

§ 806.1(3) SOURCE OF FUNDS:	Prior Authorized[2]	Actual Funds Utilized as of 06/30/18	Estimated Expenditures 07/01/18 - 12/31/18	Estimated Authorized Balance[2] 12/31/18	2019	2020	2021	2022	2023	TOTAL 5 Year CIP
CURRENT RESOURCES				$ -						$ -
CAPITAL RESERVES				$ -	15,927		15,927			$ 31,854
EQUIPMENT REPLACEMENT				$ -						$ -
GRANTS (SPECIFY)				$ -	114,073		114,073			$ 228,146
BOND ISSUES				$ -						$ -
STATE REVOLVING LOAN				$ -						$ -
OTHER (SPECIFY)				$ -						$ -
TOTAL:	$ -	$ -	$ -	$ -	$ 130,000	$ -	$ 130,000	$ -	$ -	$ 260,000

§ 806.1(4) ESTIMATED ANNUAL COST OF OPERATING / MAINTAINING PROJECT OR ASSET	OPERATING IMPACT:	2019	2020	2021	2022	2023	TOTAL
	INCREMENTAL COSTS (NET SAVINGS)						$ -

CITY OF NEWARK, DELAWARE
VEHICLE REPLACEMENT PROGRAM SCHEDULE 2019-2023
OTHER DEPARTMENTS

VEH NUMB	DESCRIPTION	PURCHASE DATE	PURCHASE PRICE	MILEAGE AS OF 07/31/18	EST MILEAGE AT REPL	NORMAL YEARS LIFE	NORMAL REPL YEAR	BUDGET REPL YEAR	EQUIPMENT SINKING FUND BASIS	REPLACEMENT COSTS 2019	2020	2021	2022	2023
CODE ENFORCEMENT DIVISION:														
803	2007 Dodge Durango 4x4	02/09/07	20,545	42,861	70,000	9	2016	2020	20,545		25,000			
804	2005 Dodge Neon Sedan	a. 05/20/05	10,043	65,926	70,000	12	2018	2018	10,043					
827	2012 Toyota Camry Hybrid	03/19/12	16,148	9,537	70,000	10	2022	2020	16,148		20,000			
836	2002 Jeep Liberty	a. 04/26/02	18,541	89,112	75,000	12	2018	2018	18,541					
837	2017 Ford Fusion	08/04/17	17,779	8,094	70,000	12	2029	2029	17,779					
838	2009 Ford Focus	04/03/09	12,369	29,448	75,000	12	2021	2021	12,369			25,000		
839	2018 Chevy Equinox LS AWD	02/21/18	22,020	3,018	65,000	12	2018	2030	22,020					
840	2001 Jeep Cherokee 4x4	02/09/01	18,814	42,820	65,000	12	2013	2019	18,814	25,000				
TOTAL CODE ENFORCEMENT DIVISION										**$ 25,000**	**$ 45,000**	**$ 25,000**	**$ -**	**$ -**
FINANCE DEPARTMENT:														
1056	2009 Ford Focus	04/03/09	12,369	48,047	75,000	12	2021	2023	12,369					35,000
TOTAL FINANCE DEPARTMENT										**$ -**	**$ -**	**$ -**	**$ -**	**$ 35,000**
UNICITY TRANSPORTATION FUND:														
1301	2018 Int'l Mini-Bus	03/09/17	113,426	18,271	100,000	7	2024	2024	0					
1304	2013 Int'l Mini-Bus	02/16/12	0	96,515	100,000	7	2019	2019	0	130,000				
1305	2015 Int'l Mini-Bus	06/30/14	110,342	62,926	100,000	7	2021	2021	0			130,000		
	Less: Unicity Transportation Grant Funding									(114,073)		(114,073)		
TOTAL UNICITY TRANSPORTATION FUND										**$ 130,000**	**$ -**	**$ 130,000**	**$ -**	**$ -**
TOTAL OTHER DEPARTMENTS														

GROSS ACQUISITION COST	$ 155,000	$ 45,000	$ 155,000	$ -	$ 35,000
LESS: USE OF CAPITAL RESERVES	(22,113)	(8,307)	(28,558)	-	(22,631)
LESS: USE OF GRANT FUNDING	(114,073)	-	(114,073)	-	-
LESS: USE OF CURRENT RESOURCES	-	-	-	-	-
NET EQUIPMENT SINKING FUND TOTAL	**$ 18,814**	**$ 36,693**	**$ 12,369**	**$ -**	**$ 12,369**

a. This vehicle scheduled to be replaced in 2018.

CITY OF NEWARK, DELAWARE
CAPITAL IMPROVEMENTS PROGRAM 2019-2023
DOCUMENT VERSION CONTROL

Date:	Description of Change(s):
10/4/2018	Detail: Updated 2019 funding sources referenced for Project H1902 - ADA Accessibility Transition Plan. This change will impact totals on multiple pages (listed below)

Page Number: 71 CIP Sheet: CIP Summary Sheet: "General Fund - Public Works and Water Resources Department - Refuse, Street and Engineering Divisions"

*Updated the "Planned Financing Sources" section on the Summary Sheet. Related to H1902, removed $115,000 from Bond Issues funding in 2019, these funds are now scheduled to be spent in 2018 as originally planned in Capital Project H1802.

Funding Year:	2019	**Previous Amount:**	$	(343,150.00)
Funding Source:	"BOND ISSUES"	**Updated Amount:**	$	(228,150.00)
Funding Year:	2019	**Previous Amount:**	$	(120,867.00)
Funding Source:	"LESS: USE OF RESERVES"	**Updated Amount:**	$	(235,867.00)

Page Numbers: 3 CIP Sheet: Page 3 - CIP Summary by Fund (1 of 3)

*Totals on page 3 were impacted due to the same change listed above for (page number 71)

Funding Year:	2019	**Previous Amount:**	$	(520,650.00)
Funding Source:	"BOND ISSUES"	**Updated Amount:**	$	(405,650.00)
Funding Year:	2019	**Previous Amount:**	$	(267,493.00)
Funding Source:	"LESS: USE OF RESERVES"	**Updated Amount:**	$	(382,493.00)

Page Numbers: 1, 5, 6 CIP Sheet: Page 1 - CIP Summary, Page 5 - CIP Summary by Fund (3 of 3), Page 6 - CIP Summary by Function

*Totals on pages 1, 5 and 6 were impacted due to the same change listed above for (page number 71)

Funding Year:	2019	**Previous Amount:**	$	(795,650.00)
Funding Source:	"BOND ISSUES"	**Updated Amount:**	$	(680,650.00)
Funding Year:	2019	**Previous Amount:**	$	(733,799.00)
Funding Source:	"LESS: USE OF RESERVES"	**Updated Amount:**	$	(848,799.00)